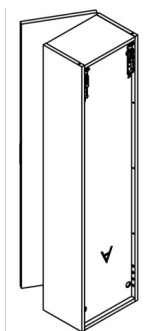
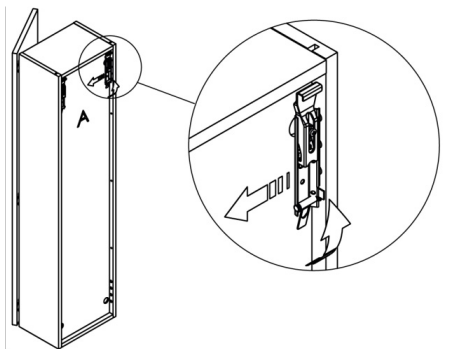


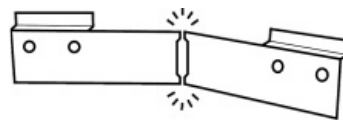
INSTALLATION OF A TALL UNIT

1. Installation of tall units (Traser hangers)

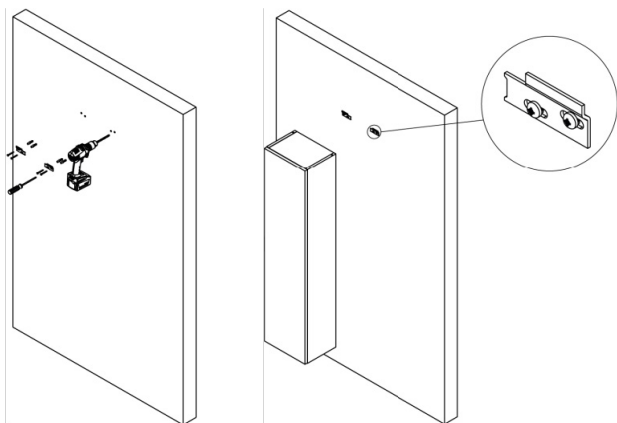
1.1 Choose the orientation of the door, where necessary change the position of the hangers



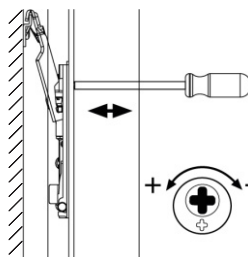
1.2 Separate the plates



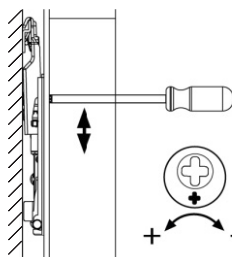

1.3 Adjust the screws to the desired height



1.4 Fix the unit to the wall



1.5 Adjust and level



2. Door regulation

