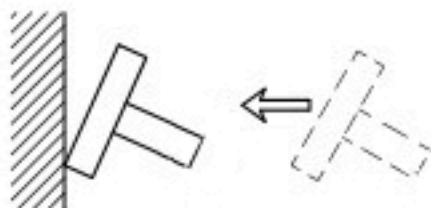
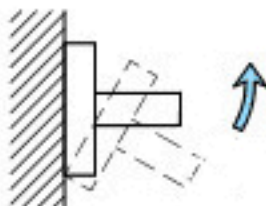


MONTAGE HANDLEIDING



- 1**
In gekantelde positie tegen
de radiator zetten

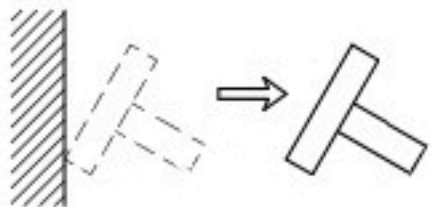


- 2**
Naar boven kantelen

DEMONTAGE HANDLEIDING



- 1**
Naar beneden kantelen



- 2**
In gekantelde positie van de
radiator halen