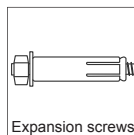
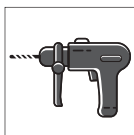
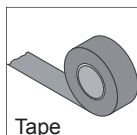



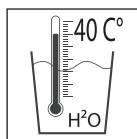
290286 Solidfloat Pedestal w. 290278 Solidfloat-40 Washbasin
 290286 Solidfloat Pedestal w. 290285 Solidfloat-40G Washbasin
 Installation Manual



Getting started



Clean



Disclaimer

If you install the product in a way that differs from this manual, this will void all guarantees.
 Before installation, please check that the product meets all your requirement and no damaged.
 By proceeding with installation, you are already accepted the condition of the product.

PRODUCT FEATURES

Solid surface products require minimal maintenance. For every day cleaning, after use, simply wipe with a soft wet cloth to remove any surface dirt. For tougher marks we recommend using widely available cleaning products such as liquid jiff. Occasionally you may require a mildly abrasive product to erase scratches. The included pad must be used if this is required.

Never use petroleum-based products when cleaning, i.e. acetone paint thinners or other solvents, as they may damage the solid surface. Personal hygiene products and cosmetics will NOT damage the surface.

INSTALLATION

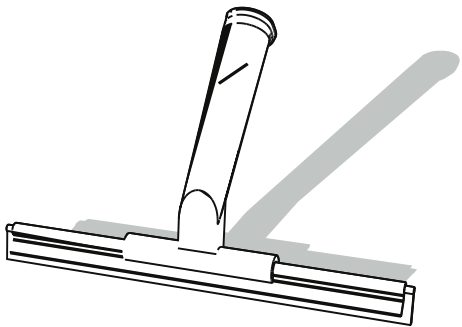


Cleaning Guide

Matt Solid surface products require minimal maintenance. For every day cleaning after each use, simply wipe with a soft wet cloth to remove any surface dirt.

For tougher marks we recommend using widely available cleaning products such as liquid jiff. Occasionally you may require a mildly abrasive product to erase scratches. We have included a pad with your product if this is required.

Never use petroleum-based products when cleaning, i.e. paint thinner or other solvents, as they may damage the solid surface. (Note: Personal hygiene products and cosmetics will NOT damage the surface.)



Wipe surface with a soft cloth after each use. Use a mild cleaning product. For more difficult stains, use a mildly abrasive cream cleaner.



1 piece of Magic Sponge included