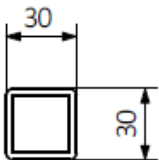
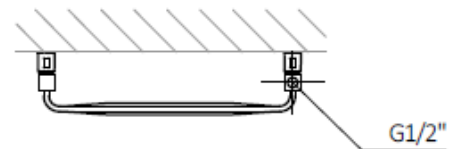
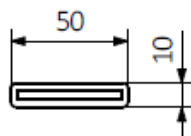


Collector:



Pipe:



Code	Colour	A	B	C2	D	E	F		Weight	Volume	Output BTU	Output Watts	He
		mm	mm	mm	mm	mm	mm	Bars	Kg	dm <sup>3</sup>	D T50°C	D T50°C	Output
AR50X1150MB	Mettalic Black	1110	500	470	470	910	100	9	14.50	3.16	775	227	400
AR50X1150SW	Matt White	1110	500	470	470	910	100	9	14.50	3.16	775	227	400

Working pressure: 1000 kPa

Maximum operating temperature: 95°C