

modello brevettato | patented | breveté | patentiert

ottone massiccio | solid brass | laiton massif | massiv Messing

consumo idrico effetto pioggia: 10 litri/minuto | average flow rate rain effect: 10 liters/minute

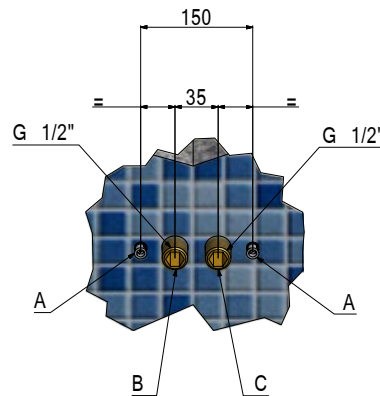
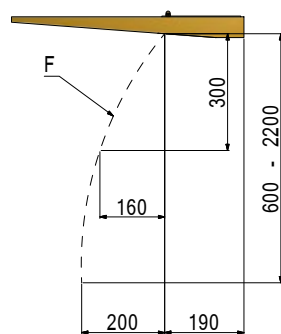
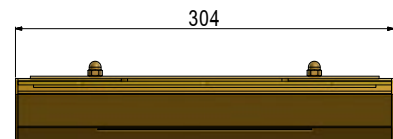
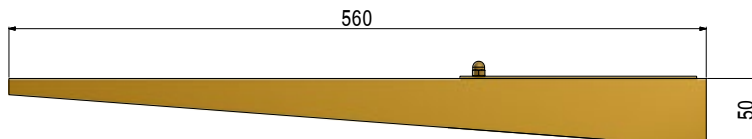
consommation effet pluie: 10 L/min | Durchflussmenge Regenbrause: 10 L/min

consumo idrico cascata: 16 litri/minuto | average flow rate waterfall: 16 liters/minute

consommation cascade: 16 L/min | Durchflussmenge Wasserfall: 16 L/min

pressione minima di esercizio cascata: 1 bar dinamico | waterfall minimum dynamic pressure required: 1 bar (14,5 psi)

pression minimale cascade 1 bar | mindest Druck für Wasserfall aus 1 bar



Soffione anticalcare rettangolare in finitura "ottone invecchiamento naturale" 500x325 mm con cascata e fissaggio a muro.

500x325 mm rectangular old natural brass finish antiscala shower head with waterfall and wall fixing device.

Pomme de tête anticalcaire rectangulaire en finition laiton vieillissement naturel 500x325 mm avec cascade et fixation au mur.

Rechteckige Kopfbrause Anti-Kalk 500x325 mm Oberfläche Messing mit Alterungsprozess mit Wasserfall und Wandbefestigung.



NOTE | NOTES

Distanza indicativa soffione - piatto doccia 2200 mm | Approximate distance shower head - shower tray 2200 mm

Distance suggérée pomme de tête - receveur de douche 2200 mm | Ungefährer Abstand Kopfbrause - Duschwanne 2200 mm

A - Tassello - Boss - Cheville - Dübel

B - Cascata - Waterfall - Cascade - Wasserfall

C - Pioggia - Rain effect - Effet Pluie - Regenbrause

F - Flusso cascata - Waterfall flow - Flux cascade - Wasserfallausfluß