hansgrohe


| | | |
|---|---|---|
| DE | Gebrauchsanleitung / Montageanleitung | 2 |
| FR | Mode d'emploi / Instructions de montage | 3 |
| EN | Instructions for use / assembly instructions | 4 |
| IT | Istruzioni per l'uso / Istruzioni per Installazione | 5 |
| ES | Modo de empleo / Instrucciones de montaje | 6 |
| NL | Gebruiksaanwijzing / Handleiding | 7 |
| DK | Brugsanvisning / Monteringsvejledning | 8 |
| PT | Instruções para uso / Manual de Instalación | 9 |
| PL | Instrukcja obsługi / Instrukcja montażu | 10 |
| CS | Návod k použití / Montážní návod | 11 |
| SK | Návod na použitie / Montážny návod | 12 |
| ZH | 用户手册 / 组装说明 | 13 |
| RU | Руководство пользователя / Инструкция по монтажу | 14 |
| HU | Használati útmutató / Szerelési útmutató | 15 |
| FI | Käyttöohje / Asennusohje | 16 |
| SV | Bruksanvisning / Monteringsanvisning | 17 |
| LT | Vartotojo instrukcija / Montavimo instrukcijos | 18 |
| HR | Upute za uporabu / Uputstva za instalaciju | 19 |
| TR | Kullanım kılavuzu / Montaj kılavuzu | 20 |
| RO | Manual de utilizare / Instrucțiuni de montare | 21 |
| EL | Οδηγίες χρήσης / Οδηγία συναρμολόγησης | 22 |
| SL | Navodilo za uporabo / Navodila za montažo | 23 |
| ET | Kasutusjuhend / Paigaldusjuhend | 24 |
| LV | Lietošanas pamācība / Montāžas instrukcija | 25 |
| SR | Uputstvo za upotrebu / Uputstvo za montažu | 26 |
| NO | Bruksanvisning / Montasjeveiledning | 27 |
| BG | Инструкция за употреба / Ръководство за монтаж | 28 |
| SQ | Udhëzuesi i përdorimit / Udhëzime rreth montimit | 29 |
| AR | دليل الاستخدام / تعليمات التجميع | 30 |


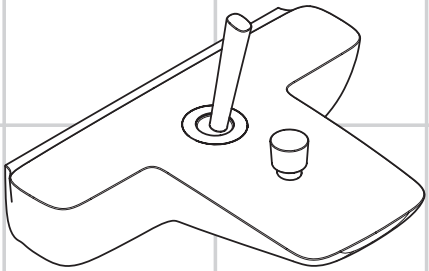

**PuraVida**
15472000 / 15472400

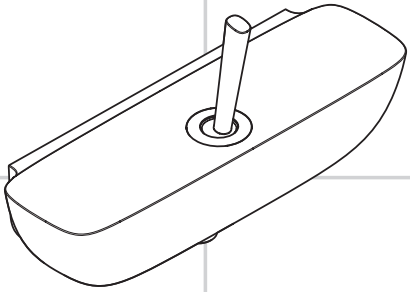

**PuraVida**
15672000 / 15672400

## ⚠ Veiligheidsinstructies

⚠ Bij de montage moeten ter voorkoming van knel- en snijwonden handschoenen worden gedragen.

⚠ Het douchesysteem mag alleen voor het wassen, hygiënische doeleinden en voor de lichaamreiniging worden gebruikt.

⚠ Kinderen en volwassenen met lichamelijke, geestelijke en/of sensorische beperkingen mogen het douchesysteem niet zonder toezicht gebruiken. Personen onder invloed van alcohol of drugs mogen het douchesysteem niet gebruiken.

⚠ Grote drukverschillen tussen de koud- en warmwatertoevoer dienen vermeden te worden.

## Montage-instructies

- Leidingen doorspoelen volgens Norm. De mengkraan vervolgens monteren en controleren!
- De in de overeenkomstige landen geldende installatierichtlijnen moeten nageleefd worden.
- Vóór de montage moet het product gecontroleerd worden op transportschade. Na de inbouw wordt geen transport- of oppervlakteschade meer aanvaard.

## Technische gegevens

| | |
|---|---|
| Werkdruk: max. | max. 1 MPa |
| Aanbevolen werkdruk: | 0,1 - 0,5 MPa |
| Getest bij: | 1,6 MPa |
| (1 MPa = 10 bar = 147 PSI) | |
| Temperatuur warm water: | max. 80°C |
| Aanbevolen warm water temp.: | 65°C |
| Aansluitmaten: | 150±16 mm |
| Aansluitingen G 1/2: | koud rechts - warm links |
| Thermische desinfectie: | max. 70°C / 4 min |

Hansgrohe kranen kunnen samen met hydraulisch en thermisch gestuurde geisers gebruikt worden indien de uitstroomdruk min. 0,15 MPa bedraagt.

Beveiligd tegen terugstromen

Het product is uitsluitend ontworpen voor drinkwater!

## Symboolbeschrijving

Gebruik geen zuurhoudende silicone!

**Onderhoud** (zie blz. 36)
Keerkleppen moeten volgens DIN EN 1717 regelmatig en volgens plaatselijk geldende eisen op het funktioneren gecontroleerd worden. (Tenminste een keer per jaar).

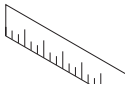
**Maten** (zie blz. 34)

**Doorstroomdiagram** (zie blz. 34)

**Service onderdelen** (zie blz. 32)

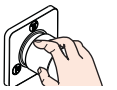
**Bediening** (zie blz. 35)

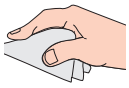
**Reinigen** (zie blz. 36) en bijgevoegde brochure

**Keurmerk** (zie blz. 36)

| Storing | Oorzaak | Oplossing |
|---|---|---|
| Weinig water | - Zeefdichting handdouche verstopt | - Zeefdichting handdouche reinigen |
| | - Terugslagklep zit vast | - Terugslagklep uitwisselen |
| Bediening zwaar | - Kardoes defect of verkalkt | - Kardoes uitwisselen |
| Mengkraan lekt | - Kardoes defect | - Kardoes uitwisselen |
| Doorstroomtoestel schakelt niet in | - Begrenzer van handdouche niet verwijderd | - Begrenzer uit handdouche verwijderen |
| | - Vuilzeef verstopt | - Vuilvangzeef reinigen / uitwisselen |
| | - Terugslagklep zit vast | - Terugslagklep uitwisselen |

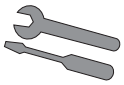
**Montage zie blz. 31**

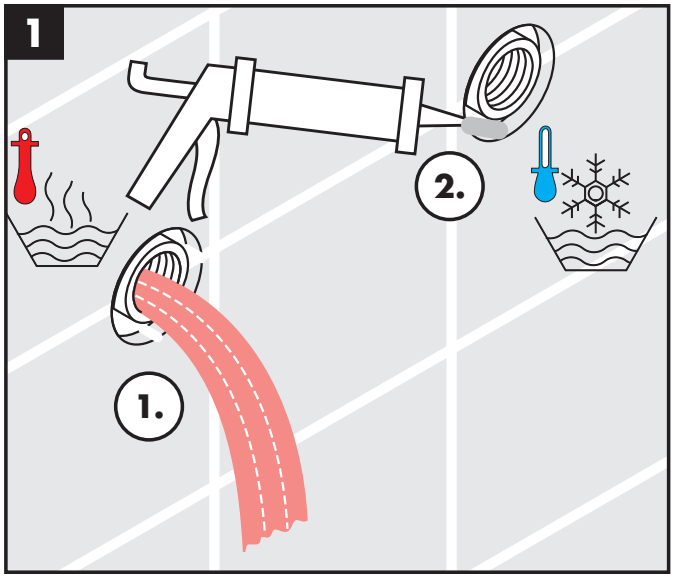
1
2.
1.

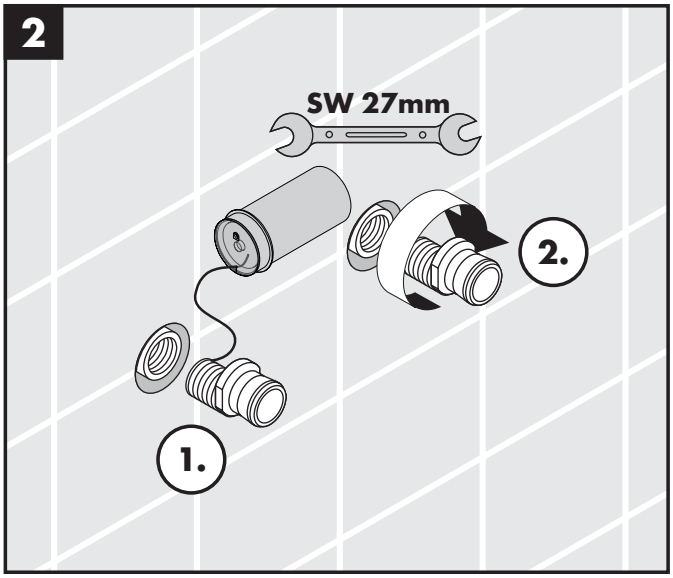
2
SW 27mm
2.
1.

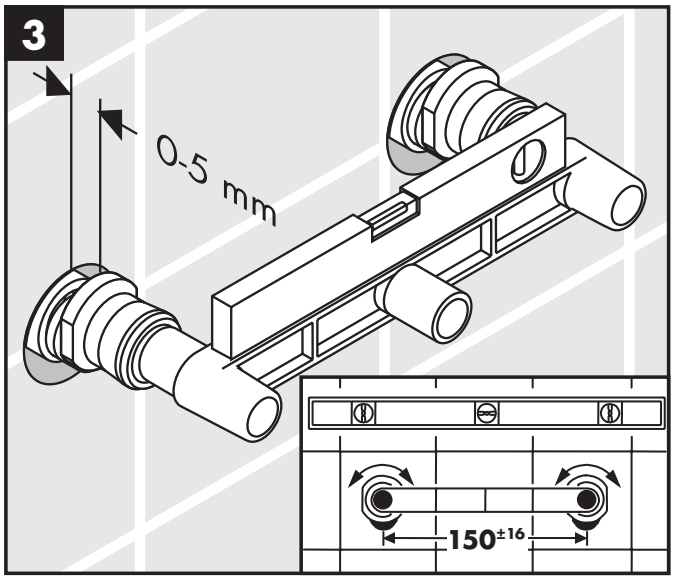
3
0-5 mm
150±16

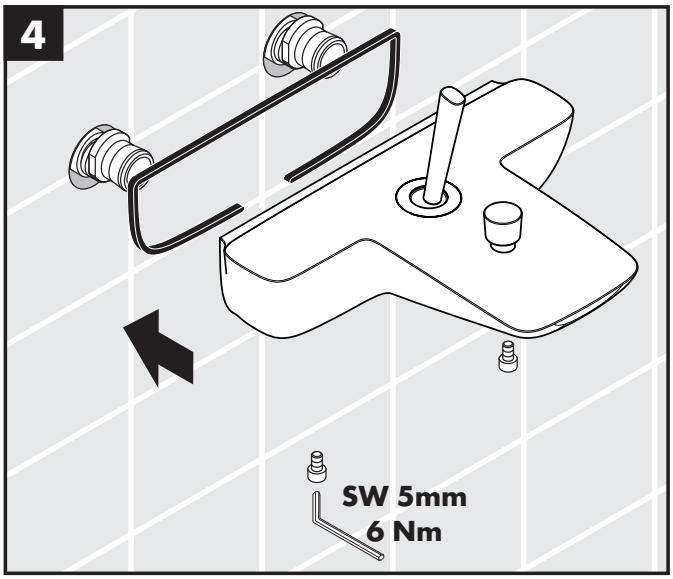
4
SW 5mm
6 Nm


5

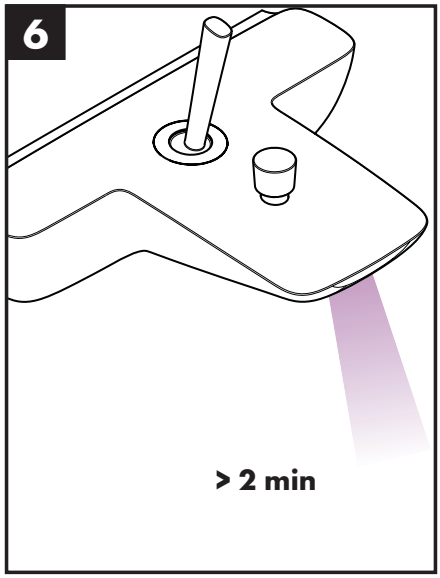
6
> 2 min

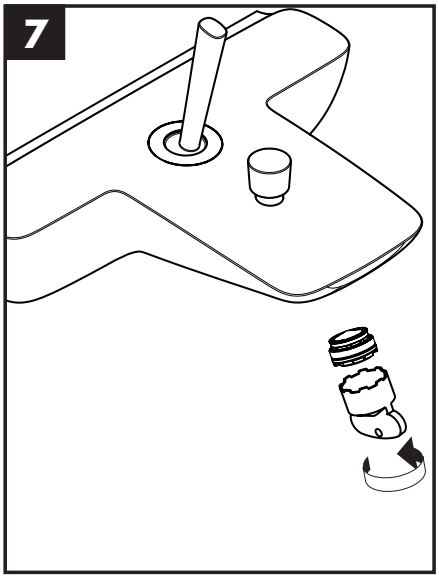
7

**PuraVida**
15672000 / 15672400

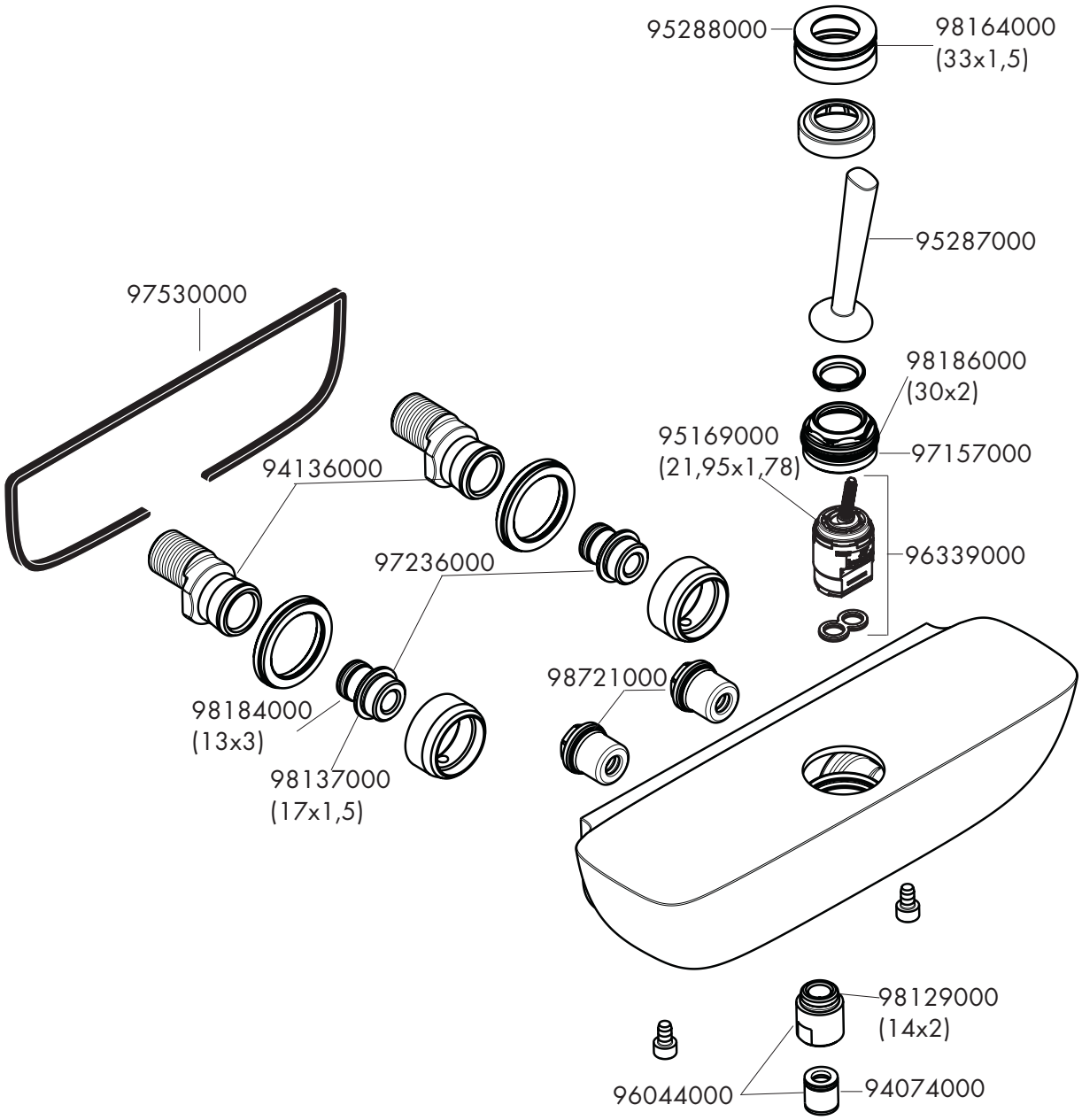

**PuraVida**
15472000 / 15472400

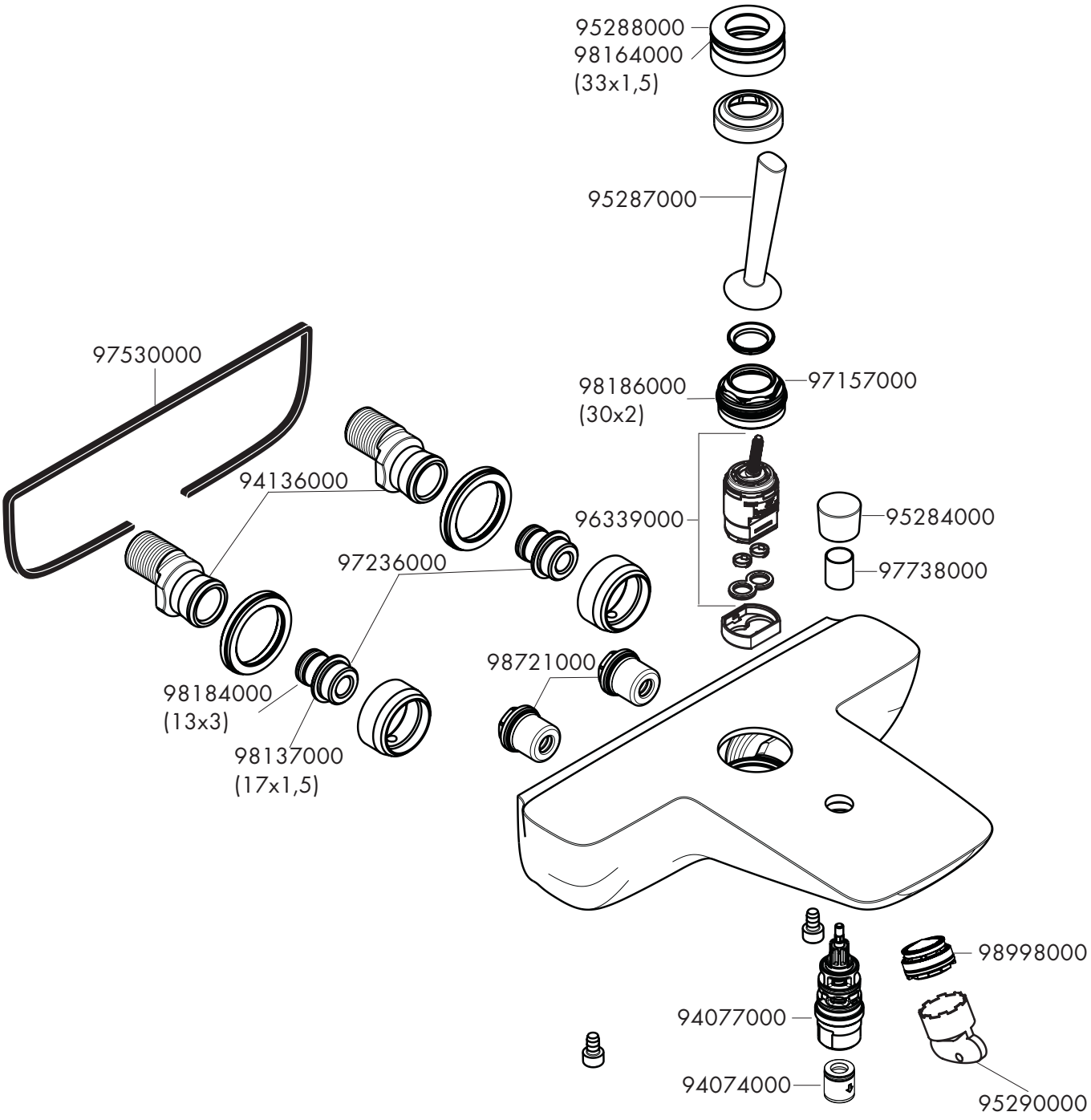

**PuraVida**
15472000 / 15472400

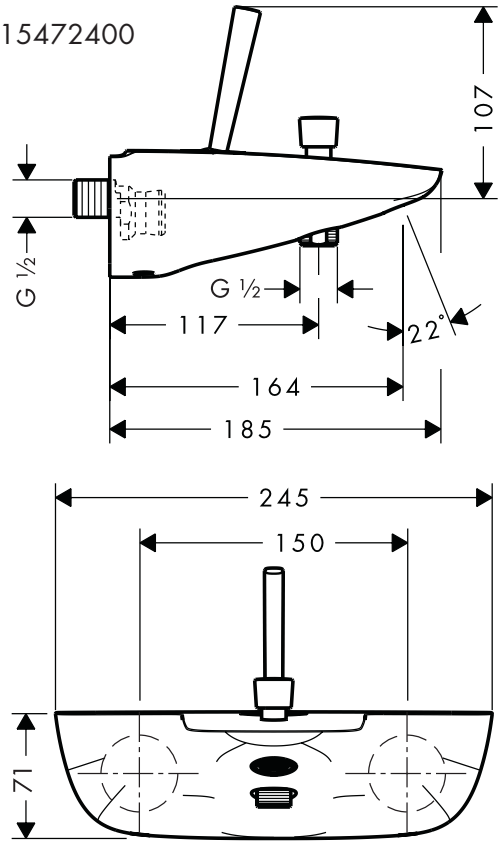


**PuraVida**
15672000 /15672400

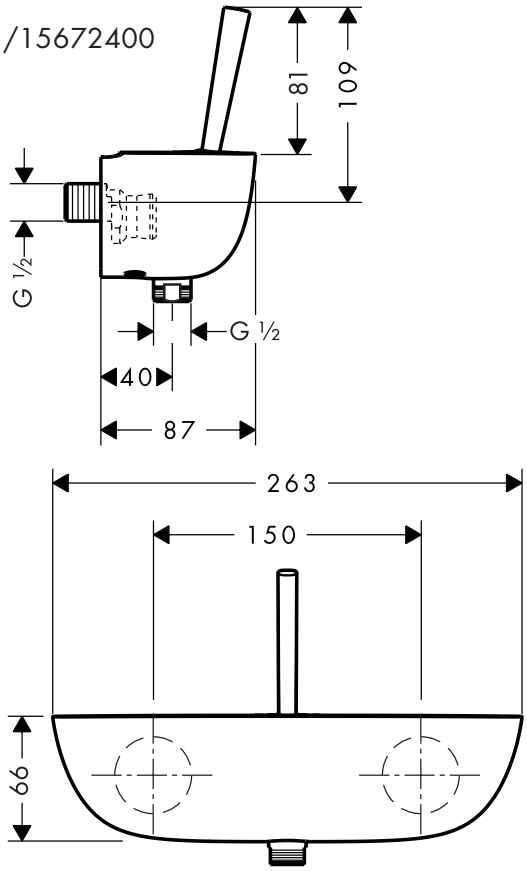


**PuraVida**
15472000 / 15472400

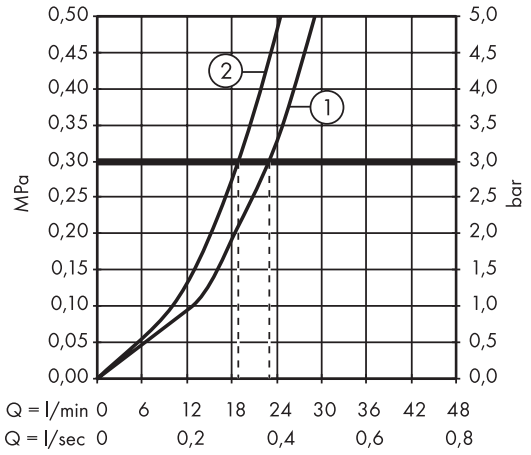


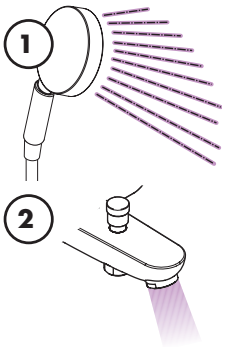


**PuraVida**
15672000 /15672400

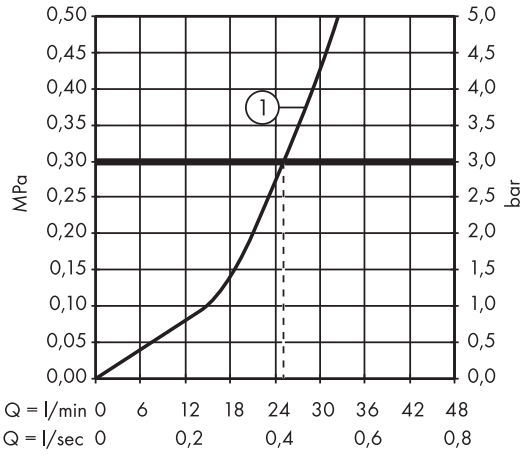

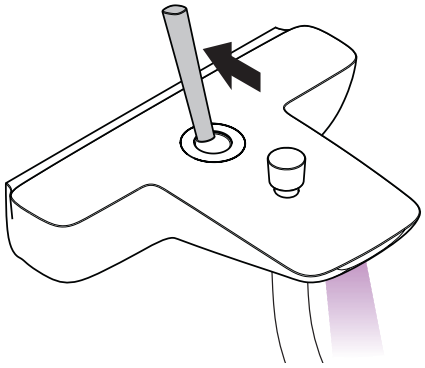

öffnen / ouvert / open / aperto / abierto / open / åbne / abrir / otworzyć / otevřít / otvoriť / 开 / открыть / nyitás / avaaminen / öppna / atidaryti / Otvaranje / açmak / deschide / ανοικτό / فتح / odpreti / avage / atvērt / otvoriti / åpne / отваряне / hape

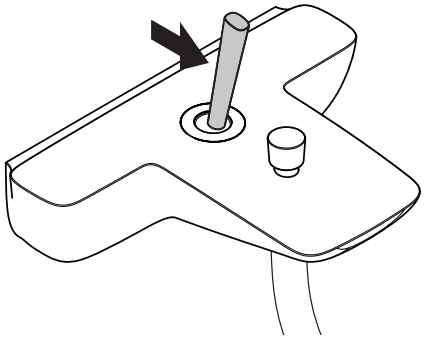

schließen / fermé / close / chiudere / cerrar / sluiten / lukke / fechar / zamknąć / zavřít / uzavrieť / 关 / закрыть / bezárás / sulkeminen / stänga / uždaryti / Zatvaranje / kapatmak / închide / κλειστό / إغلاق / zapreti / sulgege / aizvērt / zatvori / lukke / затваряне / mbylle

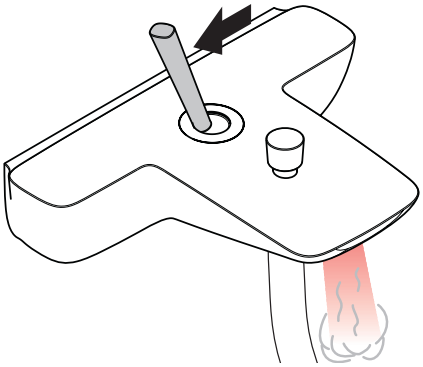

warm / chaud / hot / caldo / caliente / warm / varmt / quente / ciepła / teplá / teplá / 热 / горячая / meleg / lämmin / varmt / karštas / Vruća voda / sıcak / cald / ζεστό / ساخن / toplo / kuum / karsts / topla / varm / топло / i ngrohtë

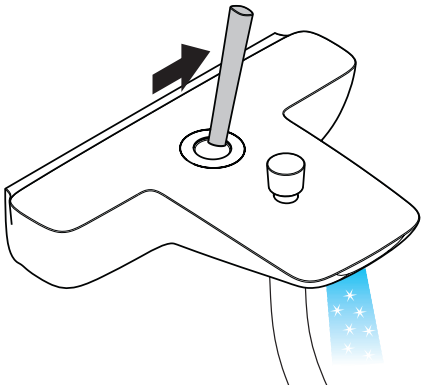

kalt / froid / cold / freddo / frío / koud / koldt / fria / zimna / studená / studená / 冷 / холодная / hideg / kylmä / kallt / šaltas / Hladno / soğuk / rece / κρύο / بارد / mrzlo / külm / auksts / hladno / kaldt / студено / i ftohtë

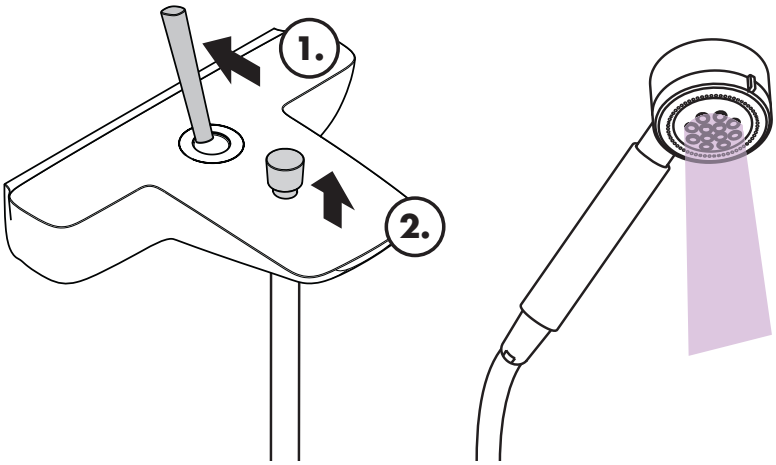

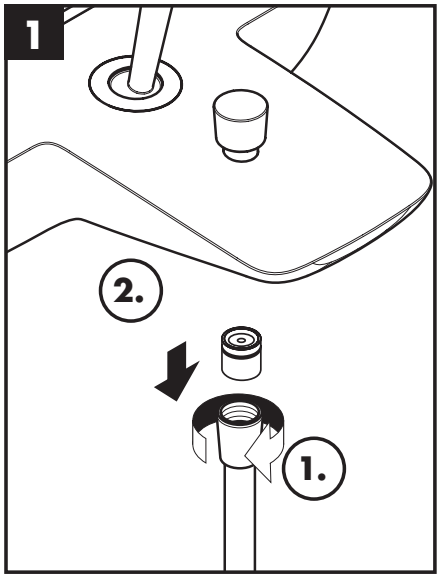


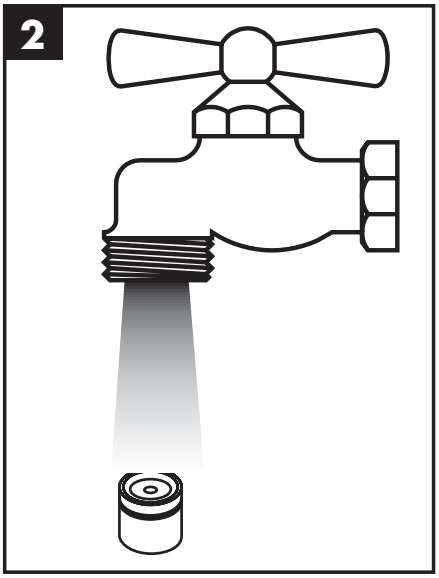


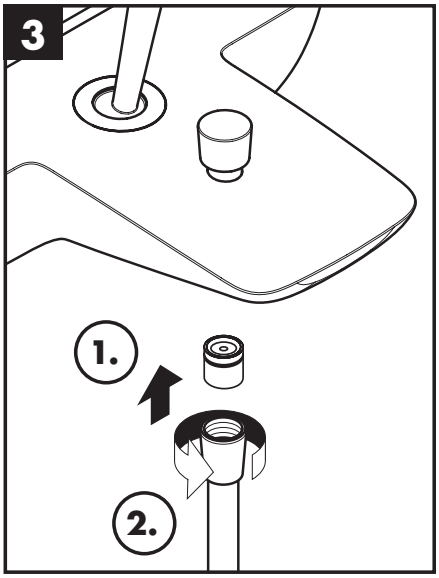





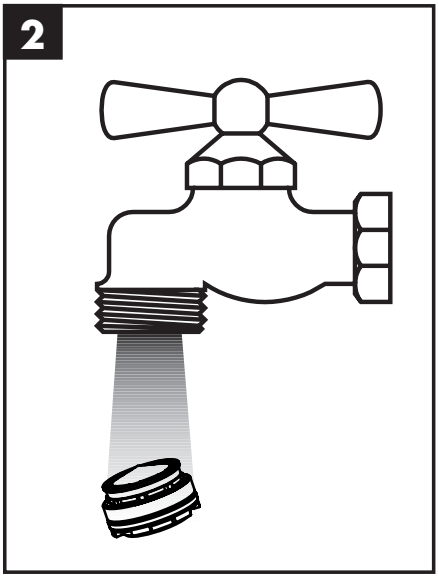


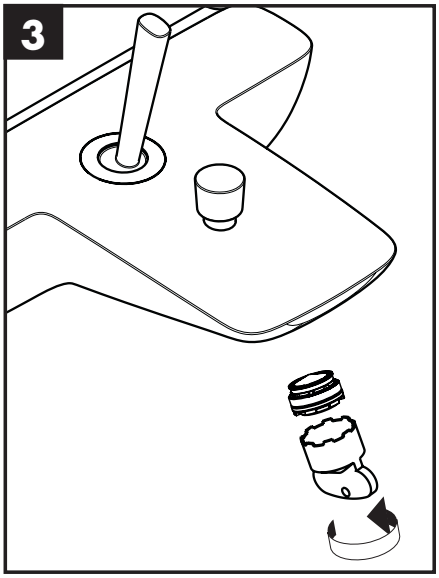


| | P-IX | DVGW | SVGW | ACS | WRAS | ETA | KIWA |
|---|---|---|---|---|---|---|---|
| **15472000 / 15472400** | | | | | X | VdI 1.42/18820 | |
| **15672000 / 15672400** | | | | | X | VdI 1.42/18820 | |



hansgrohe
Hansgrohe · Auestraße 5 - 9 · D-77761 Schiltach · Telefon +49 (0) 78 36/51-1282 · Telefax +49 (0) 7836/511440
E-Mail: info@hansgrohe.com · Internet: www.hansgrohe.com

06/2013
9.04875.03