Montageanleitung

Starck
10616XXX

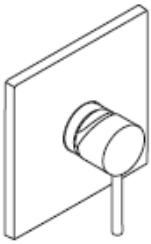

Starck X
10645000

Citterio M
34625000

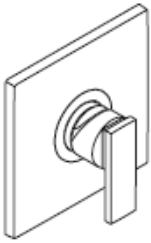

Citterio
39655XXX

Uno
38605XXX

Uno
38615XXX

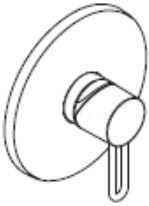

Uno²
38625XXX

AXOR®

hansgrohe

Starck
10616XXX

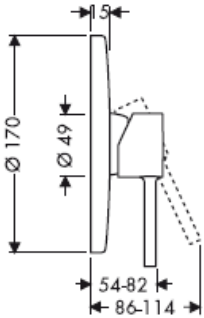

Starck X
10645000

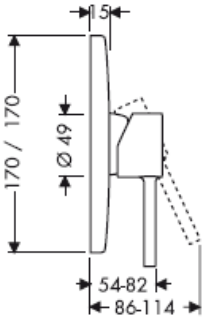

10616XXX/10645000/
38615XXX/39655XXX/
38605XXX/38625XXX
34625000

Citterio M
34625000

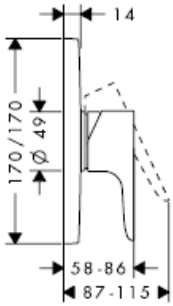

Citterio
39655XXX

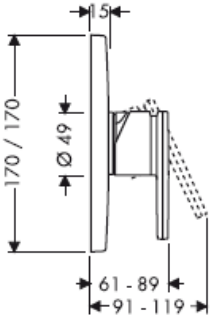

Uno
38605XXX

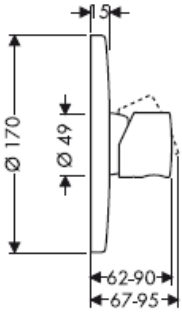

Uno
38615XXX

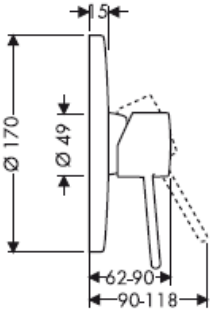

Uno²
38625XXX

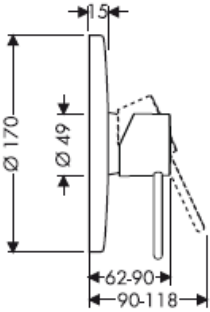

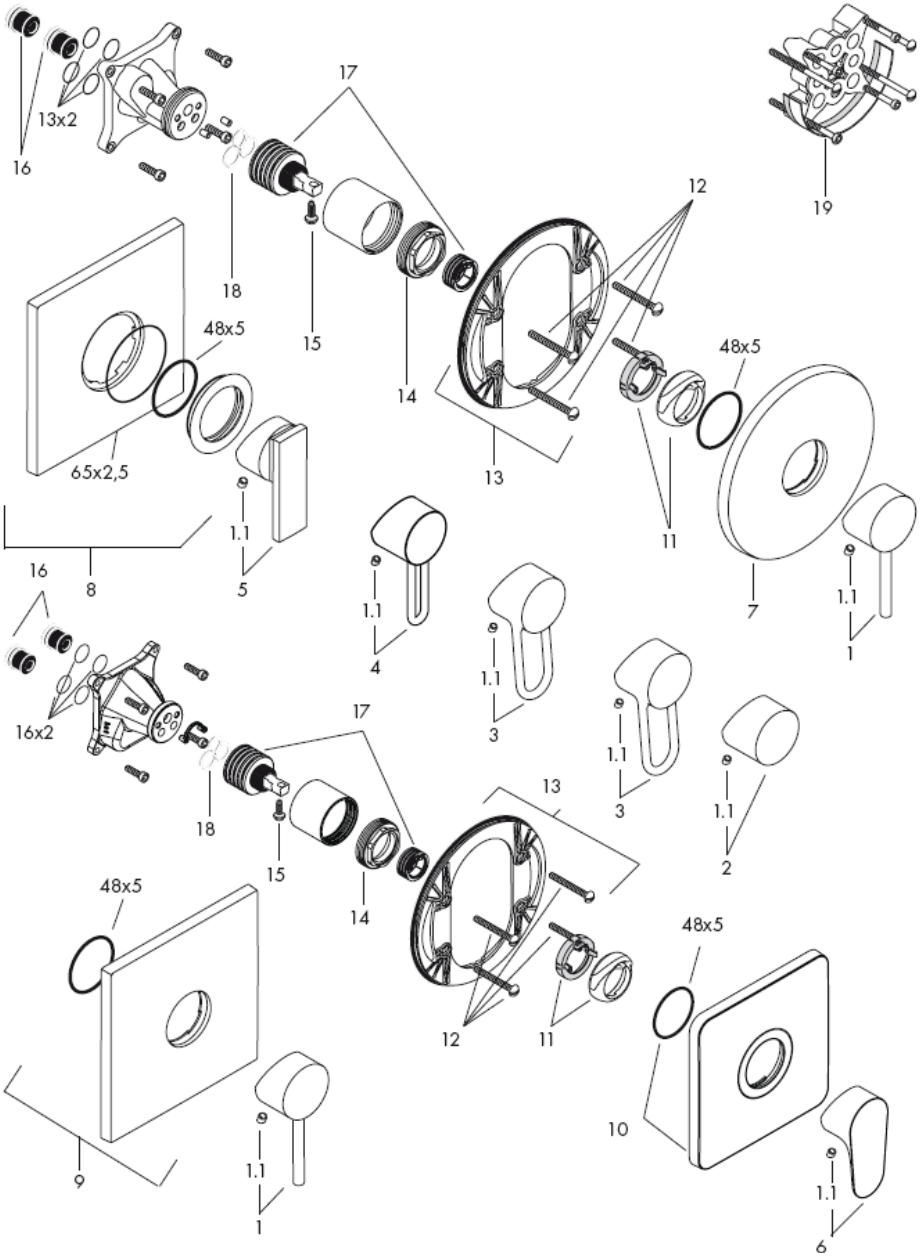
16
13x2
17
18
15
14
12
19
48x5
65x2,5
13
11
7
1.1
8
5
4
3
1
16
16x2
2
9
10
6

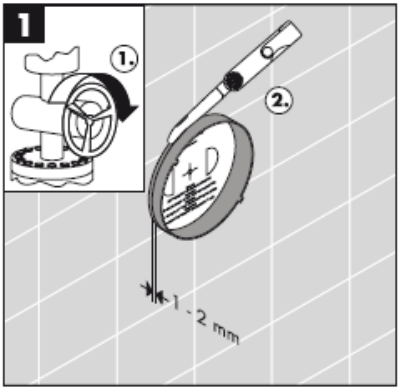
1
1.
2.
1 - 2 mm

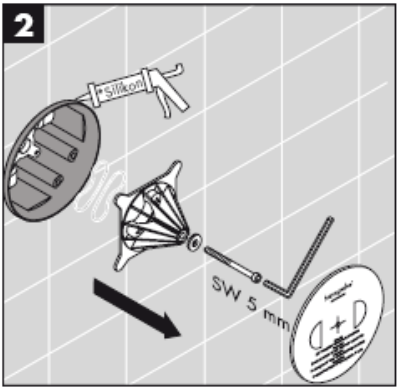
2
Silkom
SW 5 mm

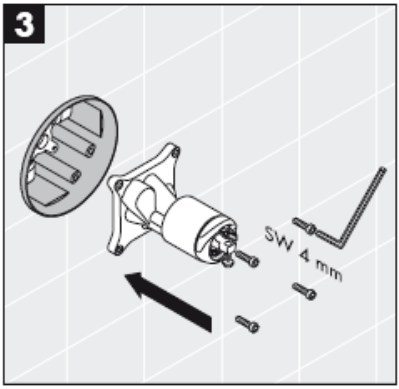
3
SW 4 mm

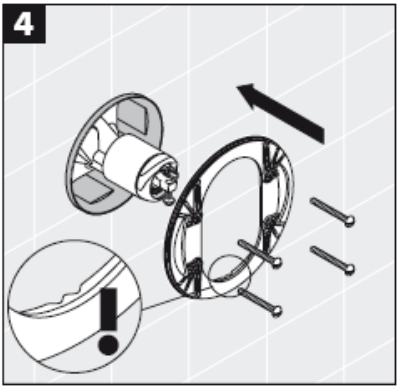
4

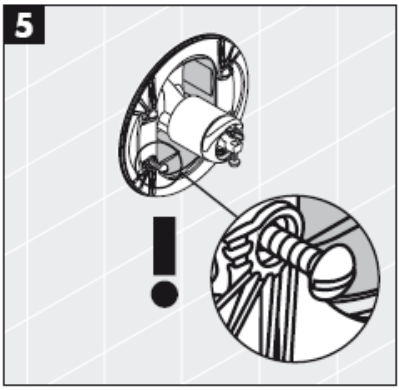
5

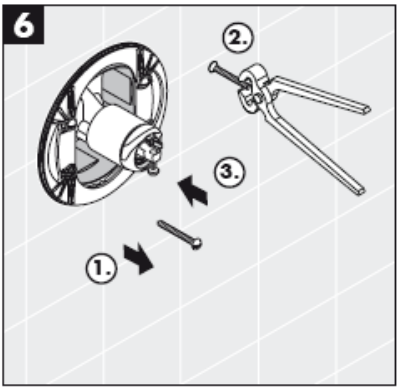
6
2.
3.
1.

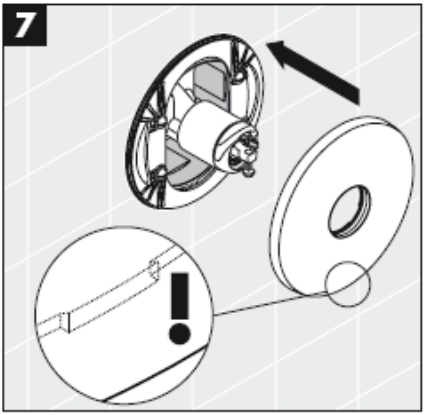

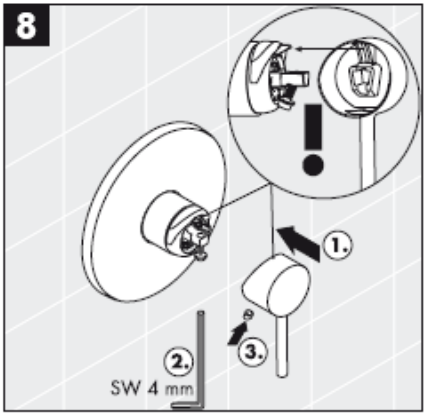

* Silikon (essigsäurefrei!)

Montage

Achtung! Die Armatur muss nach den gültigen Normen montiert, gespült und geprüft werden!

Bedienung

Durch Ziehen am Griff wird der Mischer geöffnet. Schwenkung nach links = warmes Wasser, nach rechts = kaltes Wasser.

Technische Daten

Betriebsdruck:	max. 1 MPa
Empfohlener Betriebsdruck:	0,1 – 0,5 MPa
Prüfdruck:	1,6 MPa
(1 MPa = 10 bar = 147 PSI)	
Heißwassertemperatur:	max. 80° C
Empfohlene Heißwassertemperatur:	65° C
Durchflussleistung:	ca. 32 l/min 0,3 MPa

Hansgrohe Einhandmischer können in Verbindung mit hydraulisch und thermisch gesteuerten Durchlauferhitzern eingesetzt werden wenn der Fließdruck mindestens 0,15 MPa beträgt.

Einhandmischer mit Warmwasserbegrenzung, Justierung siehe Seite _1b.
In Verbindung mit Durchlauferhitzern ist eine Warmwassersperre nicht notwendig.

Serviceteile siehe Seite 3

1	Griff Stark / Stark X	10490XXX
1.1	Griffstopfen	96338000
2	Griff Uno „Zero“	38090XXX
3	Griff Uno	38091XXX
4	Griff Uno²	98553XXX
5	GriffCitterio	39491XXX
6	GriffCitterio M	34096000
7	Rosette Starck / Uno	96452XXX
8	Rosette Citterio	96749XXX
9	Rosette Starck X	97449000
10	Rosette Citterio M	98968000
11	Kappe (Rotating Protector)	96395XXX
12	Trägerschrauben	96454000
13	Trägerrosette	96447000
14	Mutter	96461000
15	Sicherungsschraube	96059000
16	Schalldämpfer	94073000
17	Kartusche kpl.	92730000
18	Dichtung	95008000
19	Verlängerung 25 mm	13595000

XXX **= Farbcodierung**

000 chrom
810 satinox®

Prüfzeichen

	DVGW	P-IX	SVGW	ACS	NF	WRAS	KIWA
10616XXX	X	PA-IX 9710/IB	X			X	X
10645000	X	PA-IX 9710/IB	X			X	X
34625000	X	PA-IX 9710/IB					
38605XXX		PA-IX 9060/IA				X	X
38615XXX	X	PA-IX 9710/IB	X			X	X
38625XXX	X	PA-IX 9710/IB	X			X	X
39655XXX	X	PA-IX 9710/IB	X			X	X

Störung	Ursache	Abhilfe
Armatur schwergängig	-Kartusche defekt, verkalkt	-Kartusche austauschen
Armatur tropft	-Kartusche defekt, Ablagerungen	-Kartusche austauschen
Zu niedere Warmwassertemperatur, kein Kaltwasser. Durchlauferhitzer springt an, wenn Kaltwasser angewählt wird.	-Warmwasserbegrenzung falsch eingestellt	-Warmwasserbegrenzung einstellen
	-Kreuzfluss	-Dichtung (14) austauschen

Warmwasserbegrenzung: Warmwassertemperatur 60 C, Kaltwassertemperatur 10 C, Fließdruck 0,3 MPa.

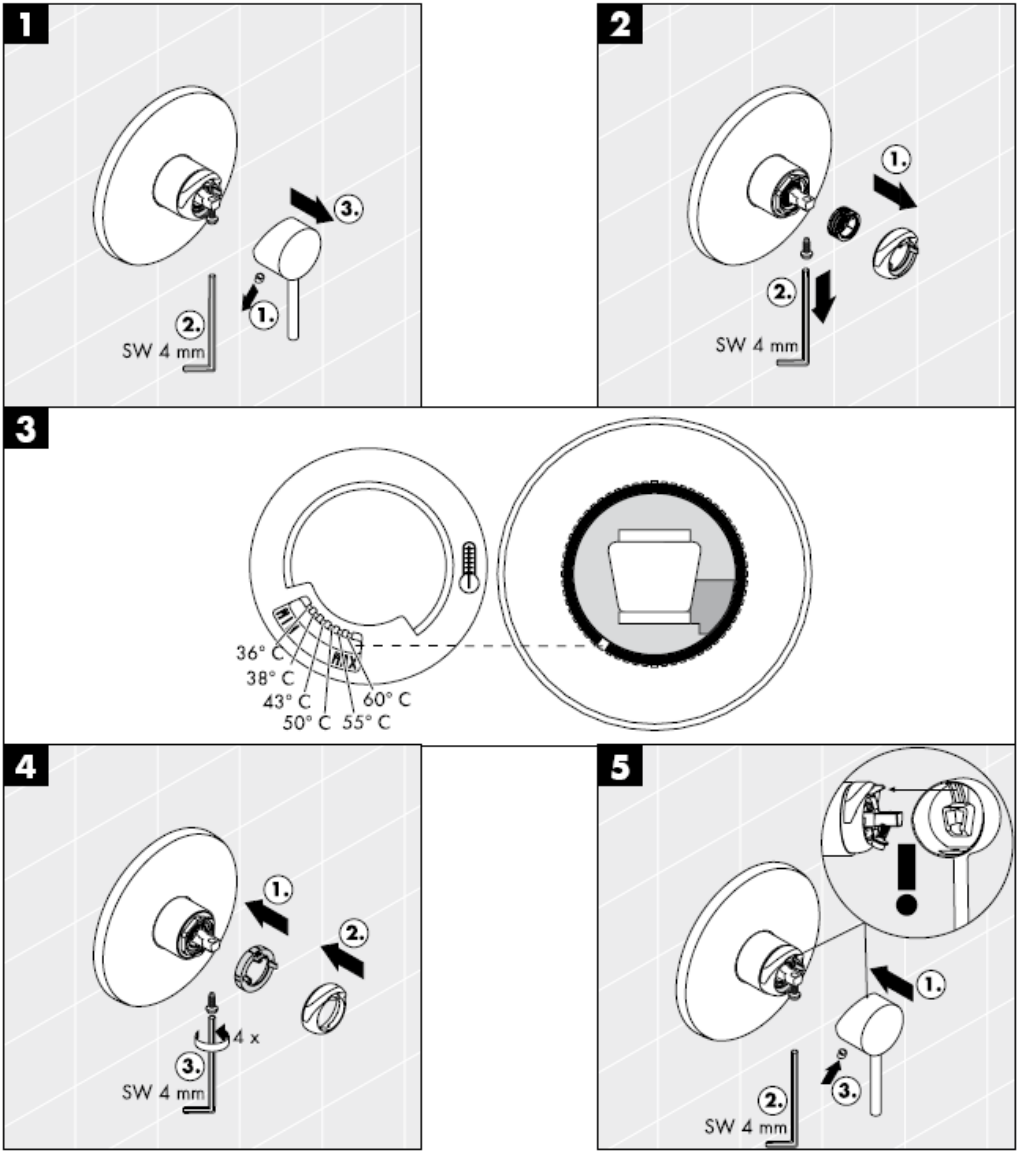

hansgrohe

Hansgrohe · Postfach 1145 · D-77761 Schiltach · Telefon +49 (0) 78 36/51-1282 · Telefax +49 (0) 7836/511440
E-Mail: info@hansgrohe.com · Internet: www.hansgrohe.com

09/2008
9.09452.07
Deutsch

Instructions de montage

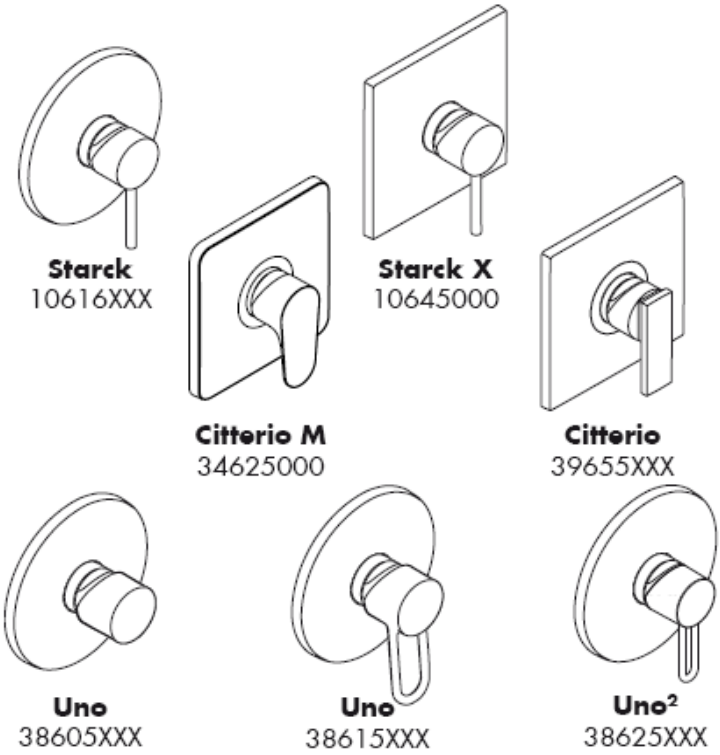

AXOR®

hansgrohe

Starck
10616XXX

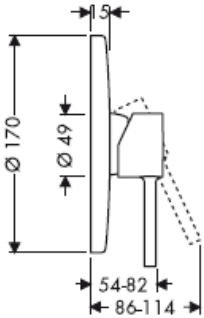

Starck X
10645000

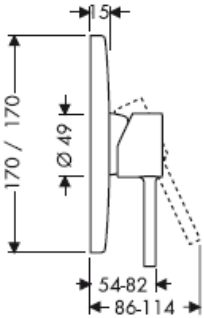

10616XXX/10645000/
38615XXX/39655XXX/
38605XXX/38625XXX
34625000

Citterio M
34625000

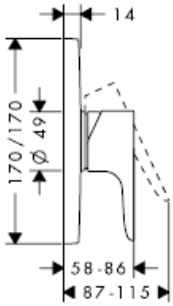

Citterio
39655XXX

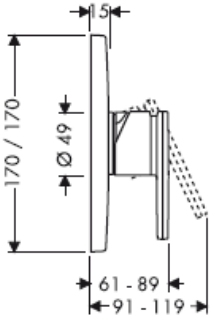

Uno
38605XXX

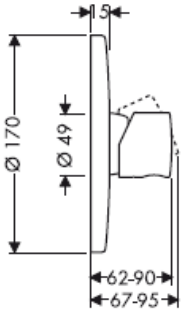

Uno
38615XXX

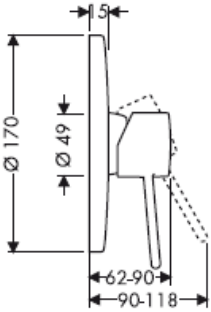

Uno²
38625XXX

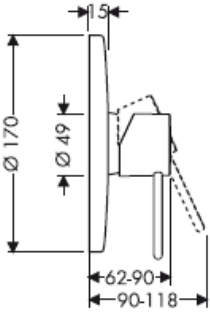

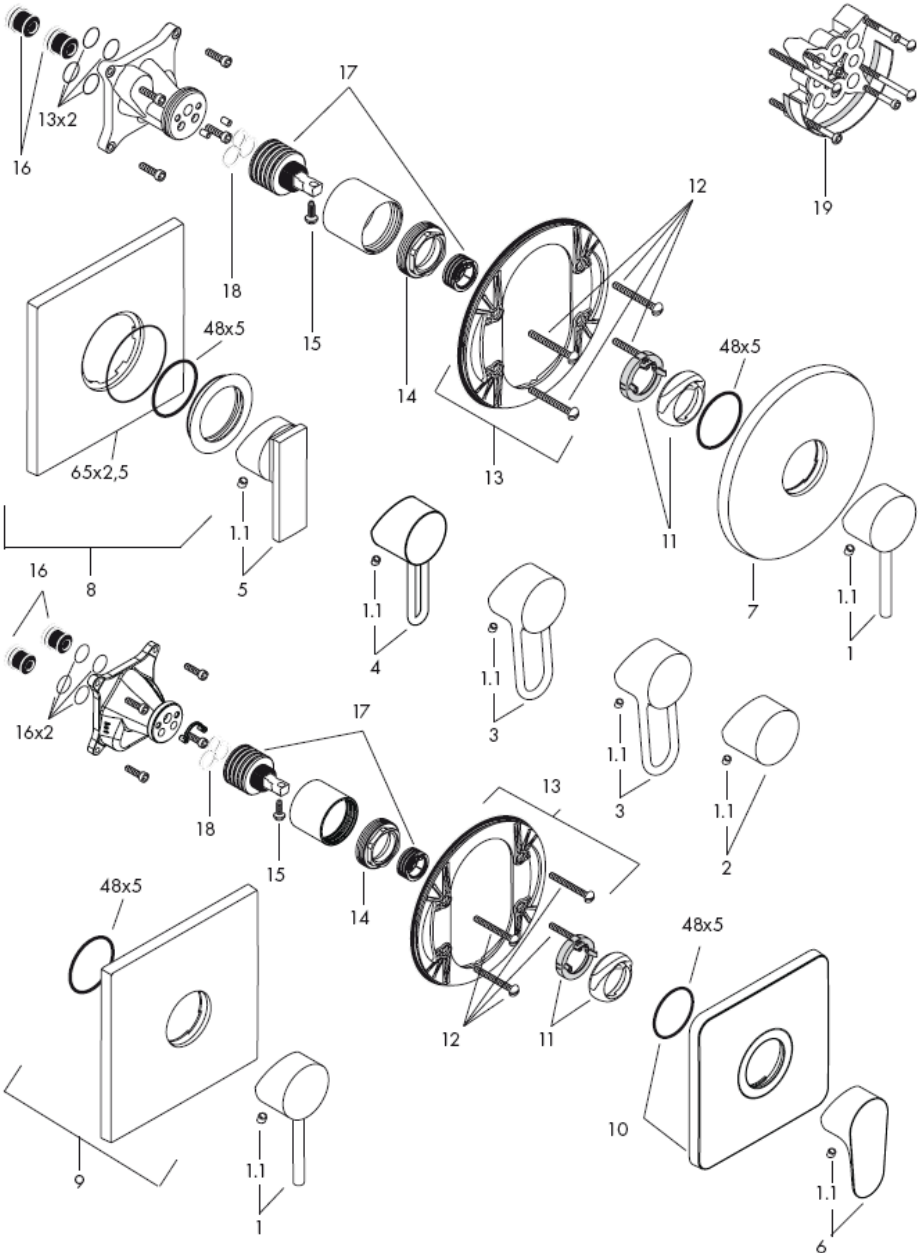
16
13x2
17
18
15
14
12
19
48x5
65x2,5
13
11
7
1.1
8
5
4
3
1
16
16x2
2
9
10
6

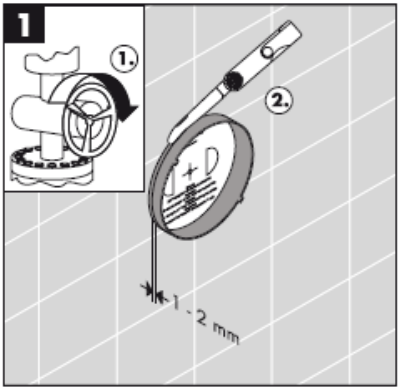
1
1.
2.
1 - 2 mm

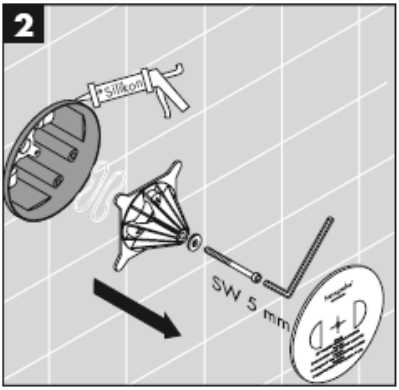
2
Silkom
SW 5 mm

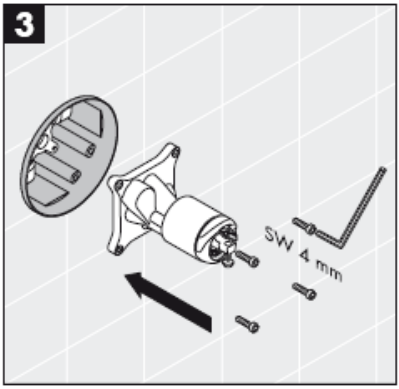
3
SW 4 mm

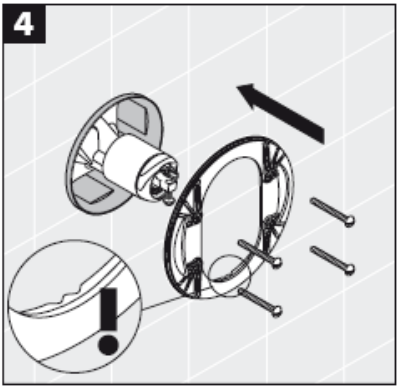
4

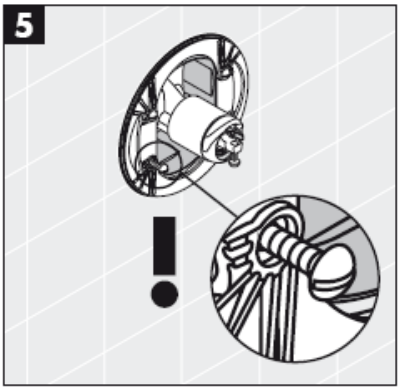
5

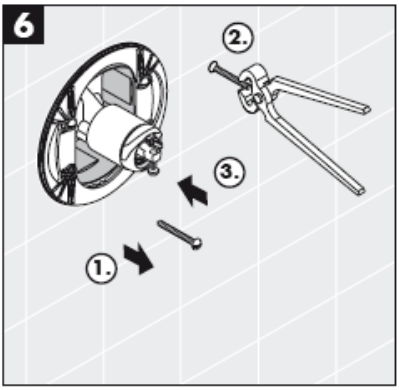
6
2.
3.
1.

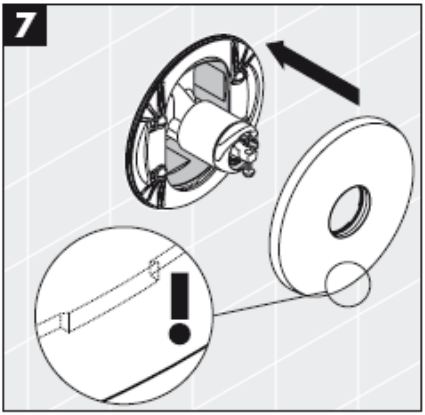

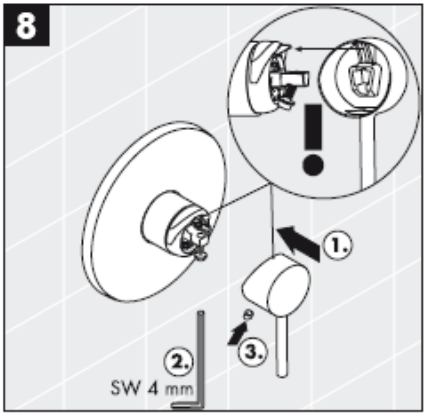

* Silicone (sans acide acétique!)

Montage

Attention! La robinetterie doit être installée, rincée et contrôlée conformément aux normes valables!

Instructions de service

En levant ou en baissant l'étrier de commande on actionne l'ouverture ou la fermeture du mitigeur. En tournant sur la droite = eau froide,en tournant sur la gauche = eau chaude.

Informations techniques

Pression de service autorisée:	max. 1 MPa
Pression de service conseillée:	0,1 – 0,5 MPa
Pression maximum de contrôle:	1,6 MPa
(1 MPa = 10 bar = 147 PSI)	
Température max. d'eau chaude:	max. 80° C
Température recommandée:	65° C
Débit:	ca. 32 l/min 0,3 MPa

Les mitigeurs monocommandes Hansgrohe fonctionnent également en association à des chauffe-eau à commande hydraulique ou thermique à condition que la pression soit au minimum de 0,15 MPa.

Mitigeur avec limitation de la température: consulter la page _1b pour le réglage
Une limitation de la température n'est pas nécessaire quand le mitigeur est alimenté par un chauffe-eau instantané.

Pièces détachées voir pages 3

1	poignée Stark / Stark X	10490XXX
1.1	cache vis	96338000
2	poignée Uno „Zero“	38090XXX
3	poignée Uno	38091XXX
4	poignée Uno²	98553XXX
5	poignéeCitterio	39491XXX
6	poignéeCitterio M	34096000
7	rosace Starck / Uno	96452XXX
8	rosace Citterio	96749XXX
9	rosace Starck X	97449000
10	rosace Citterio M	98968000
11	capot sphérique (Rotating Protector)	96395XXX
12	fixing screw	96454000
13	support de rosace	96447000
14	écrou	96461000
15	vis	96059000
16	silencieux	94073000
17	cartouche cpl.	92730000
18	joint	95008000
19	jeu de rallonge 25 mm	13595000

XXX **= Couleurs**

000 chromé
810 satinox®

Classification acoustique et débit

	DVGW	P-IX	SVGW	ACS	NF	WRAS	KIWA
10616XXX	X	PA-IX 9710/IB	X			X	X
10645000	X	PA-IX 9710/IB	X			X	X
34625000	X	PA-IX 9710/IB					
38605XXX		PA-IX 9060/IA				X	X
38615XXX	X	PA-IX 9710/IB	X			X	X
38625XXX	X	PA-IX 9710/IB	X			X	X
39655XXX	X	PA-IX 9710/IB	X			X	X

Dysfonctionnement	Origine	Solution
Dureté de fonctionnement	-Cartouche défectueuse, entartrée	-Changer le cartouche
Le mitigeur goutte	-Cartouche défectueuse, entartrée	-Changer le cartouche
Température d'eau chaude trop basse, pas d´eau froide Le chauffe eau instantanése met en route quand on puise de l'eau froide.	-Limiteur de température mal positionné	-Positionner le limiteur de température
	-Flux inversé	-Echanger le joint n 11

Limiteur d'eau chaude: Température d'eau chaude 60 C, Température d'eau froide 10 C, Pression dynamique 0,3 MPa.

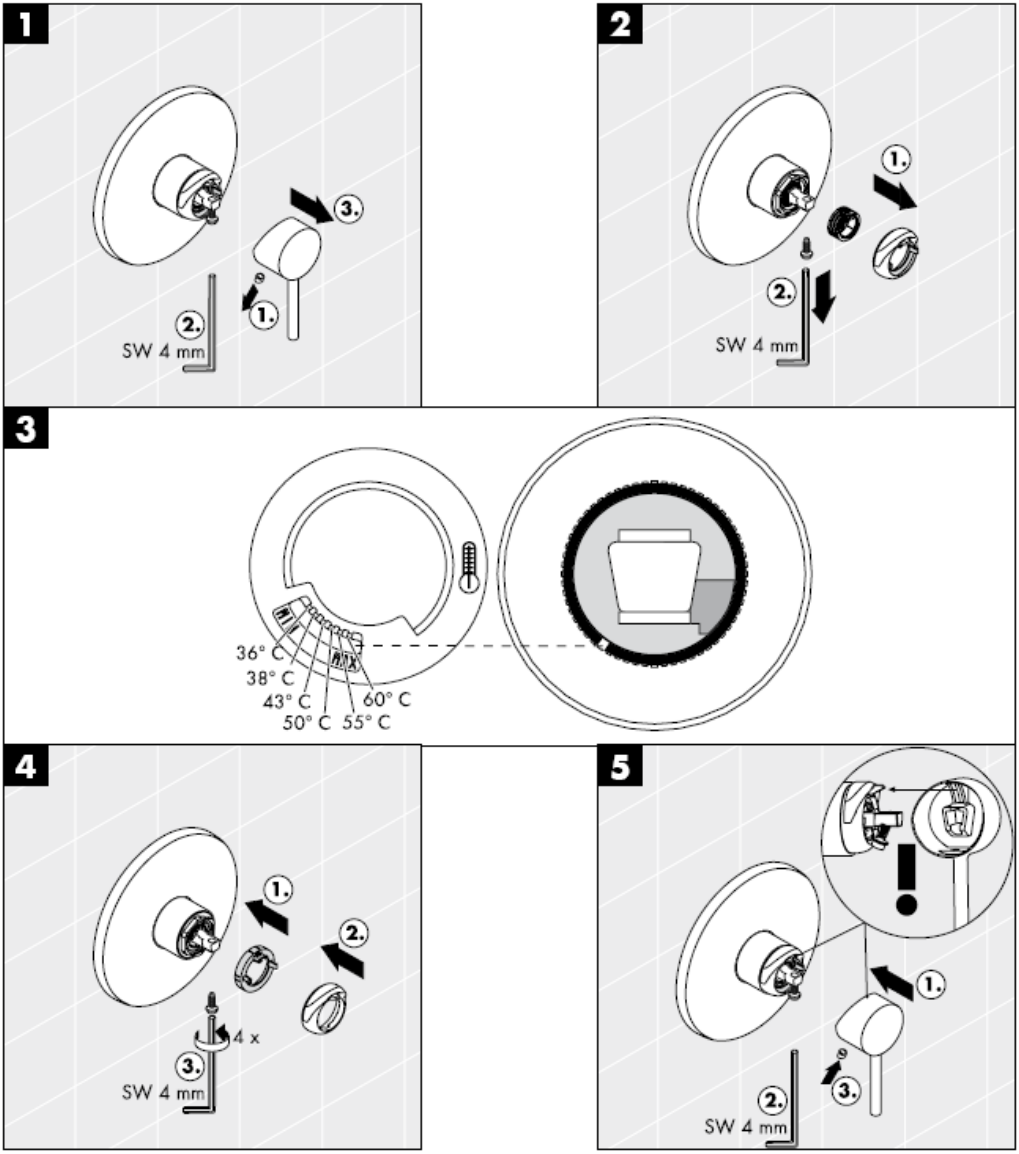

hansgrohe

Hansgrohe · Postfach 1145 · D-77761 Schiltach · Telefon +49 (0) 78 36/51-1282 · Telefax +49 (0) 7836/511440
E-Mail: info@hansgrohe.com · Internet: www.hansgrohe.com

09/2008
9.09452.07
Français

assembly instructions

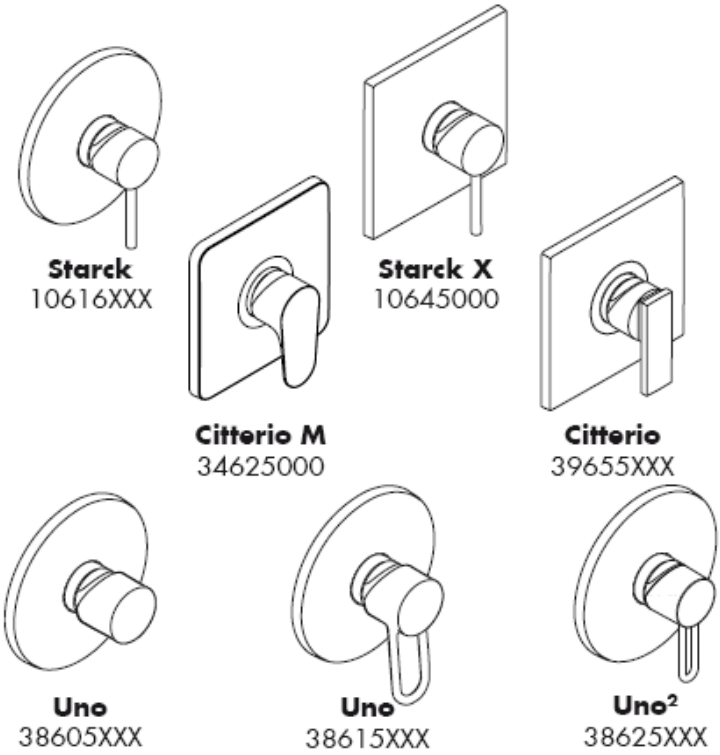

AXOR®

hansgrohe

Starck
10616XXX

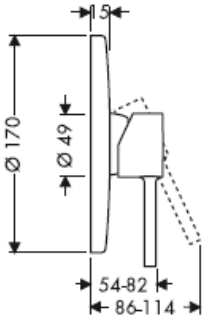

Starck X
10645000

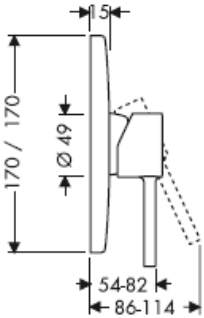

10616XXX/10645000/
38615XXX/39655XXX/
38605XXX/38625XXX
34625000

Citterio M
34625000

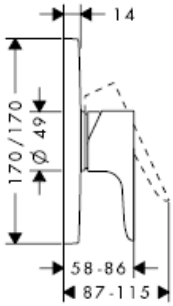

Citterio
39655XXX

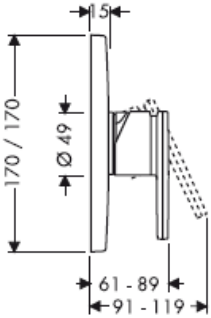

Uno
38605XXX

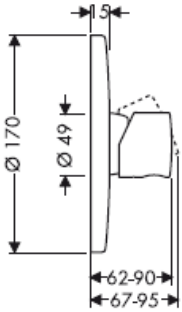

Uno
38615XXX

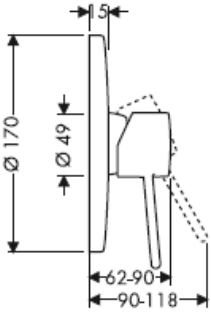

Uno²
38625XXX

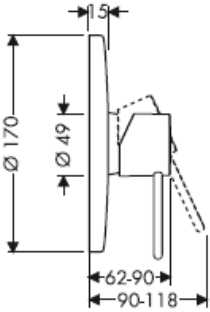

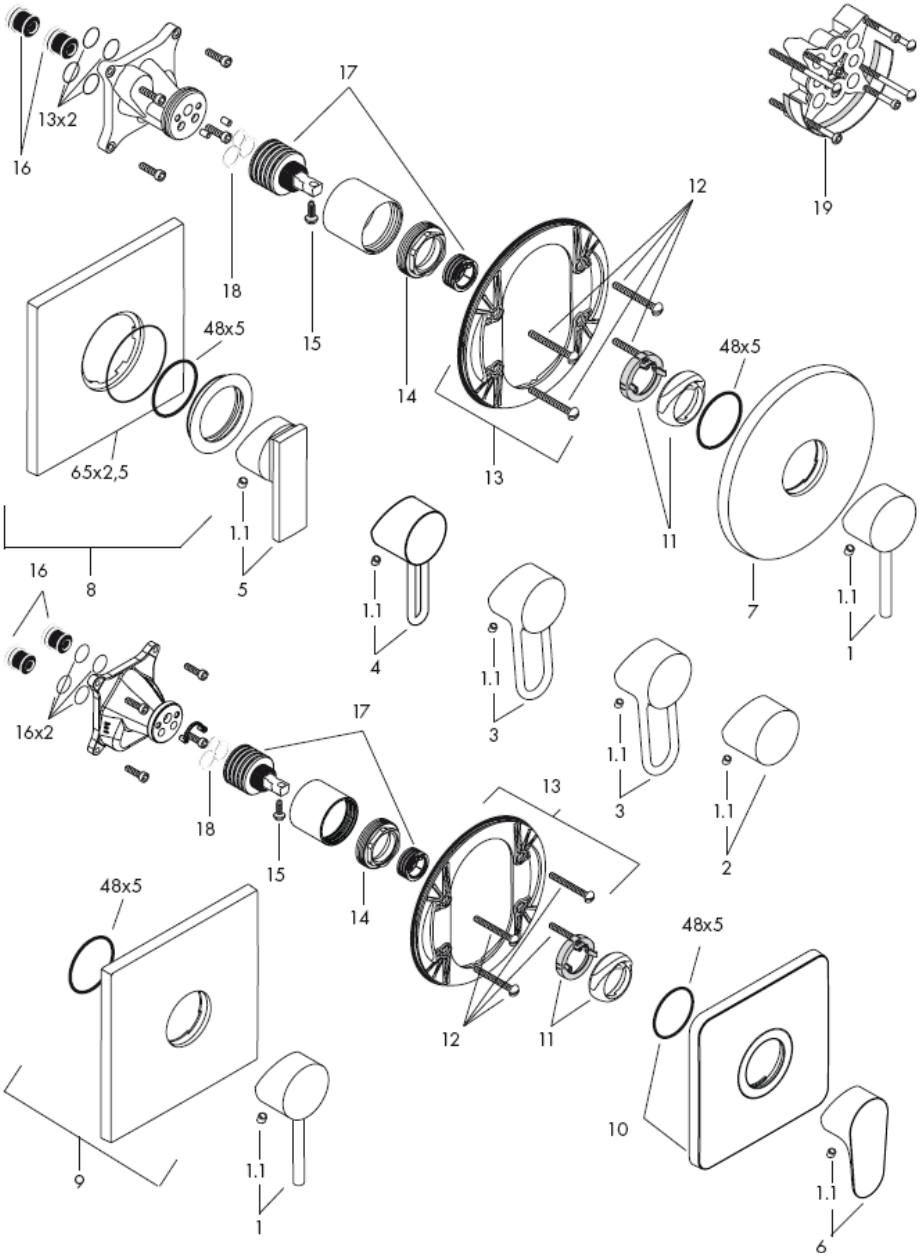
16
13x2
17
18
15
14
12
19
48x5
65x2,5
13
11
7
1.1
8
5
4
3
1
16
16x2
2
9
10
6

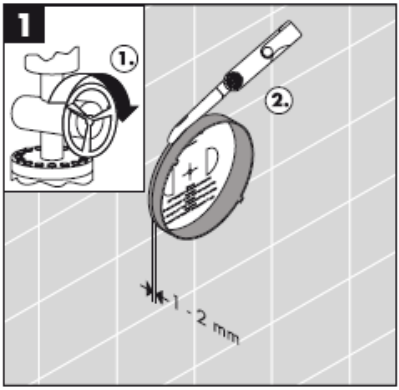
1
1.
2.
1 - 2 mm

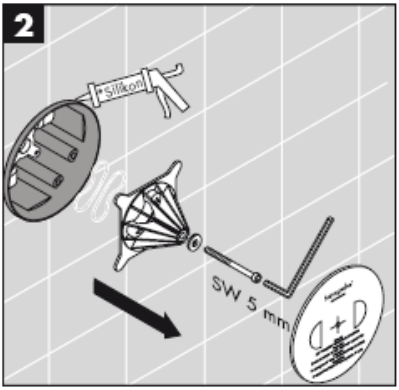
2
silicon
SW 5 mm

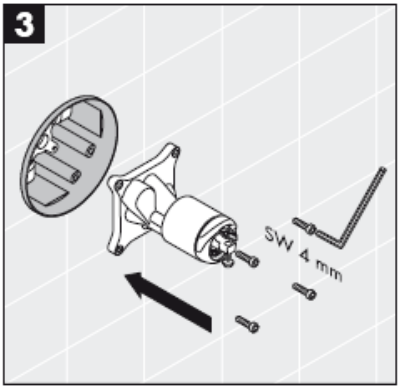
3
SW 4 mm

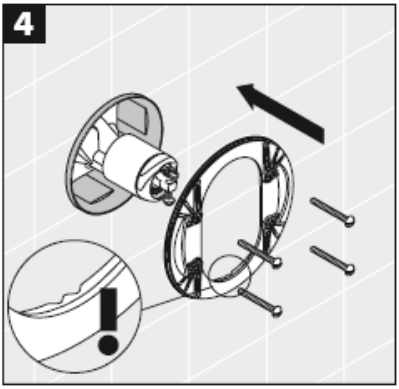
4

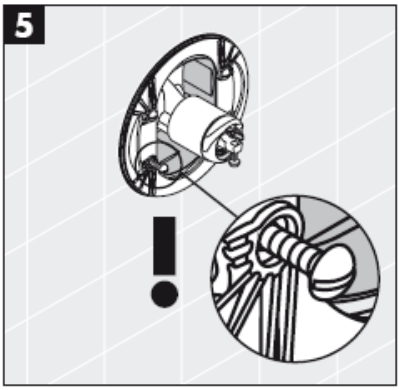
5

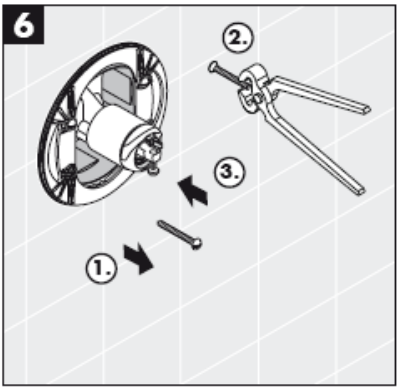
6
2.
3.
1.

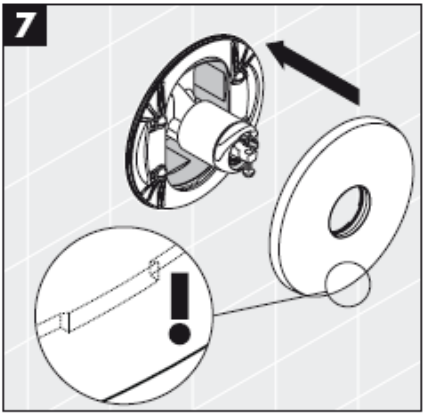

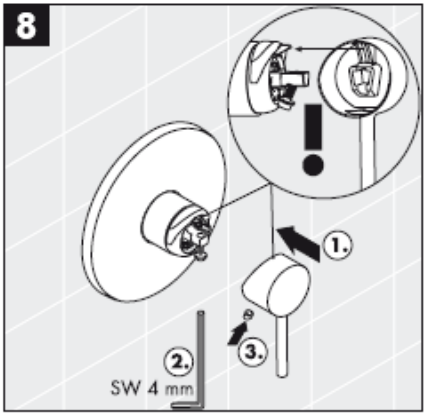

* Silicone (free from acetic acid!)

Assembly

Important! The fitting must be installed, flushed and tested after the valid norms!

Operation

The mixer is activated by pulling the lever handle. Move to the left = hot water,move to the right = cold water.

Technical Data

Operating pressure:	max. 1 MPa
Recommended operating pressure:	0,1 – 0,5 MPa
Test pressure:	1,6 MPa
(1 MPa = 10 bar = 147 PSI)	
Hot water temperature:	max. 80° C
Recommended hot water temp.:	65° C
Rate of flow:	ca. 32 l/min 0,3 MPa

Hansgrohe single lever mixers can be used together with hydraulically and thermically controlled continuous flow heaters if the flow pressure is at least 0,15 MPa.

To adjust the hot water limiter on single lever mixers, please see page _1b.
No adjustment is necessary when using a continuous flow water heater.

Spare parts see page 3

1	handle Stark / Stark X	10490XXX
1.1	screw cover	96338000
2	handle Uno „Zero“	38090XXX
3	handle Uno	38091XXX
4	handle Uno²	98553XXX
5	handleCitterio	39491XXX
6	handleCitterio M	34096000
7	flange Starck / Uno	96452XXX
8	flange Citterio	96749XXX
9	flange Starck X	97449000
10	flange Citterio M	98968000
11	flange (Rotating Protector)	96395XXX
12	fixing screw	96454000
13	sub plate	96447000
14	nut	96461000
15	locking screw for handle	96059000
16	noise reduction	94073000
17	cartridge cpl.	92730000
18	seal	95008000
19	extension 25 mm	13595000

XXX **= Colors**

000 chrome plated
810 satinox®

Test certificate

	DVGW	P-IX	SVGW	ACS	NF	WRAS	KIWA
10616XXX	X	PA-IX 9710/IB	X			X	X
10645000	X	PA-IX 9710/IB	X			X	X
34625000	X	PA-IX 9710/IB					
38605XXX		PA-IX 9060/IA				X	X
38615XXX	X	PA-IX 9710/IB	X			X	X
38625XXX	X	PA-IX 9710/IB	X			X	X
39655XXX	X	PA-IX 9710/IB	X			X	X

Fault	Cause	Remedy
Mixer stiff	-Cartridge defective, calcified	-Exchange cartridge
Mixer dripping	-Cartridge defective, sedimentation	-Exchange cartridge
Hot water temperature too low, no cold water.	-Hot water limiter incorrectly set	-Set hot water limiter
Instantaneous water heater starts up when cold water is selected.	-Crossflow	-Exchange seal (14)

Hot water limiter: hot water temperature 60 C, cold water temperature 10 C, flow rate 0,3 MPa.

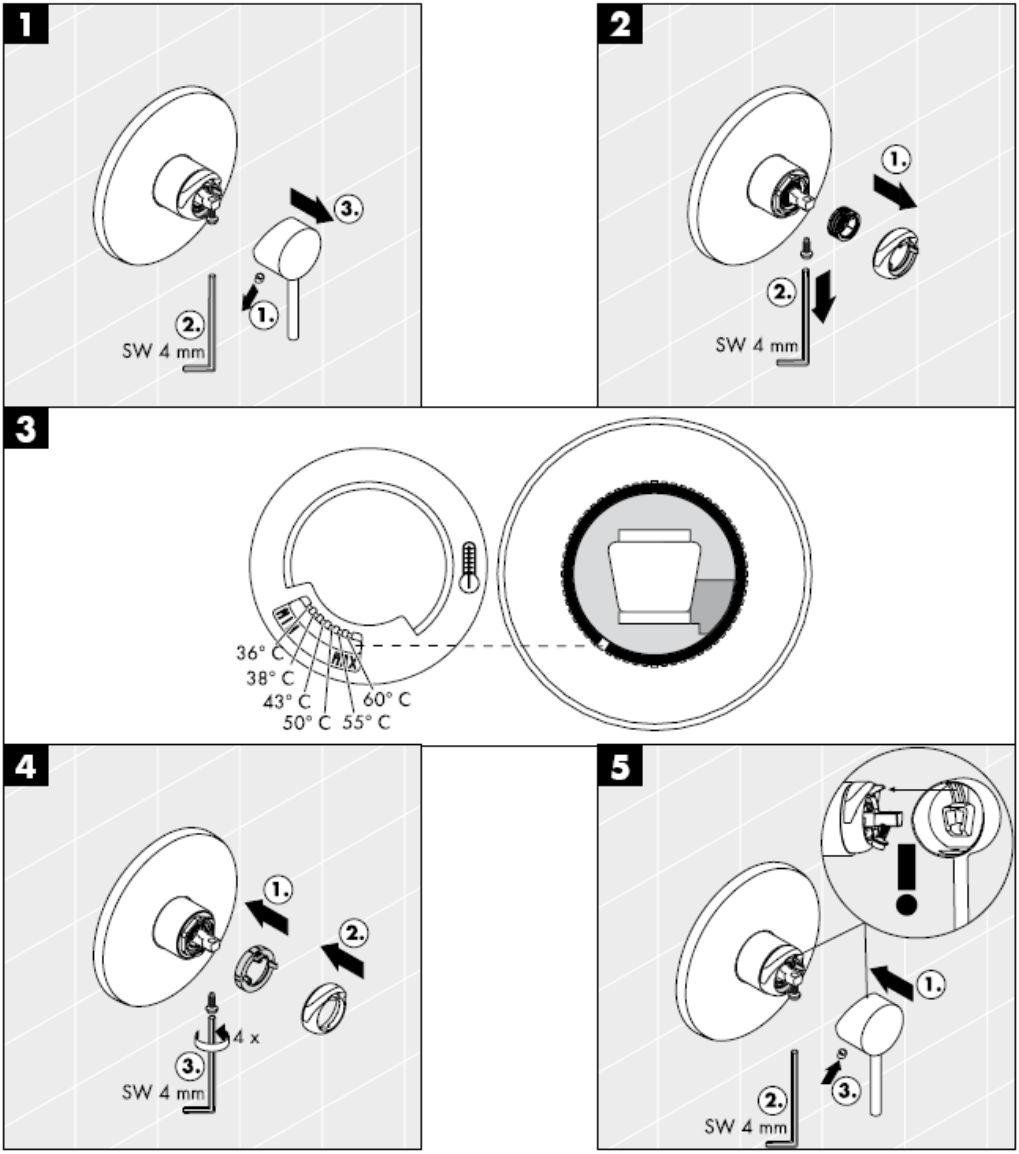

hansgrohe

Hansgrohe · Postfach 1145 · D-77761 Schiltach · Telefon +49 (0) 78 36/51-1282 · Telefax +49 (0) 7836/511440
E-Mail: info@hansgrohe.com · Internet: www.hansgrohe.com

09/2008
9.09452.07
English

Istruzioni per Installazione

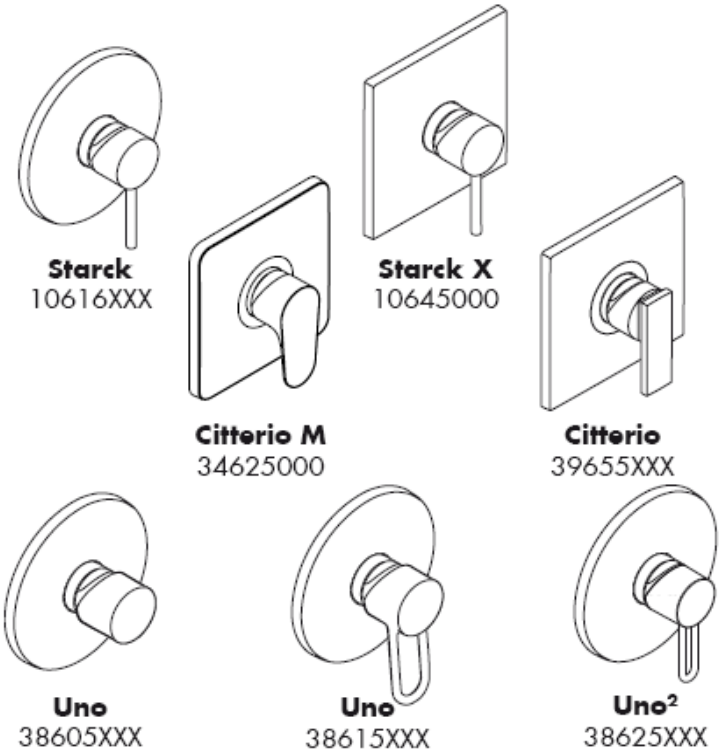

AXOR®

hansgrohe

Starck
10616XXX

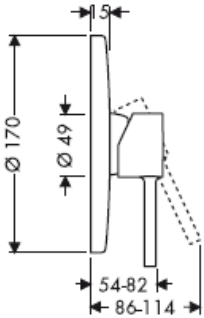

Starck X
10645000

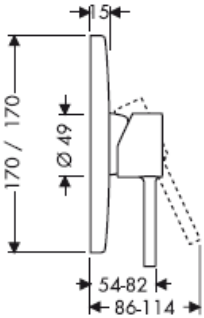

10616XXX/10645000/
38615XXX/39655XXX/
38605XXX/38625XXX
34625000

Citterio M
34625000

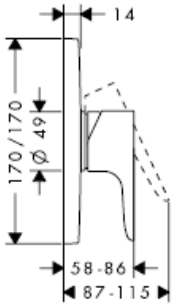

Citterio
39655XXX

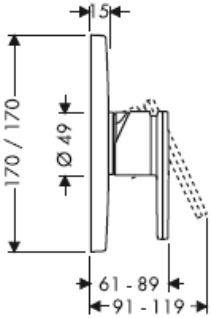

Uno
38605XXX

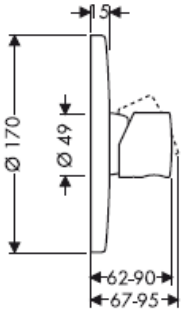

Uno
38615XXX

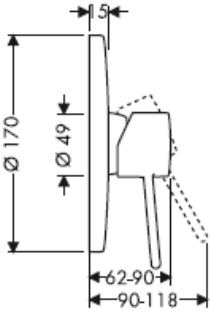

Uno²
38625XXX

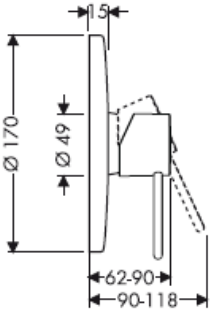

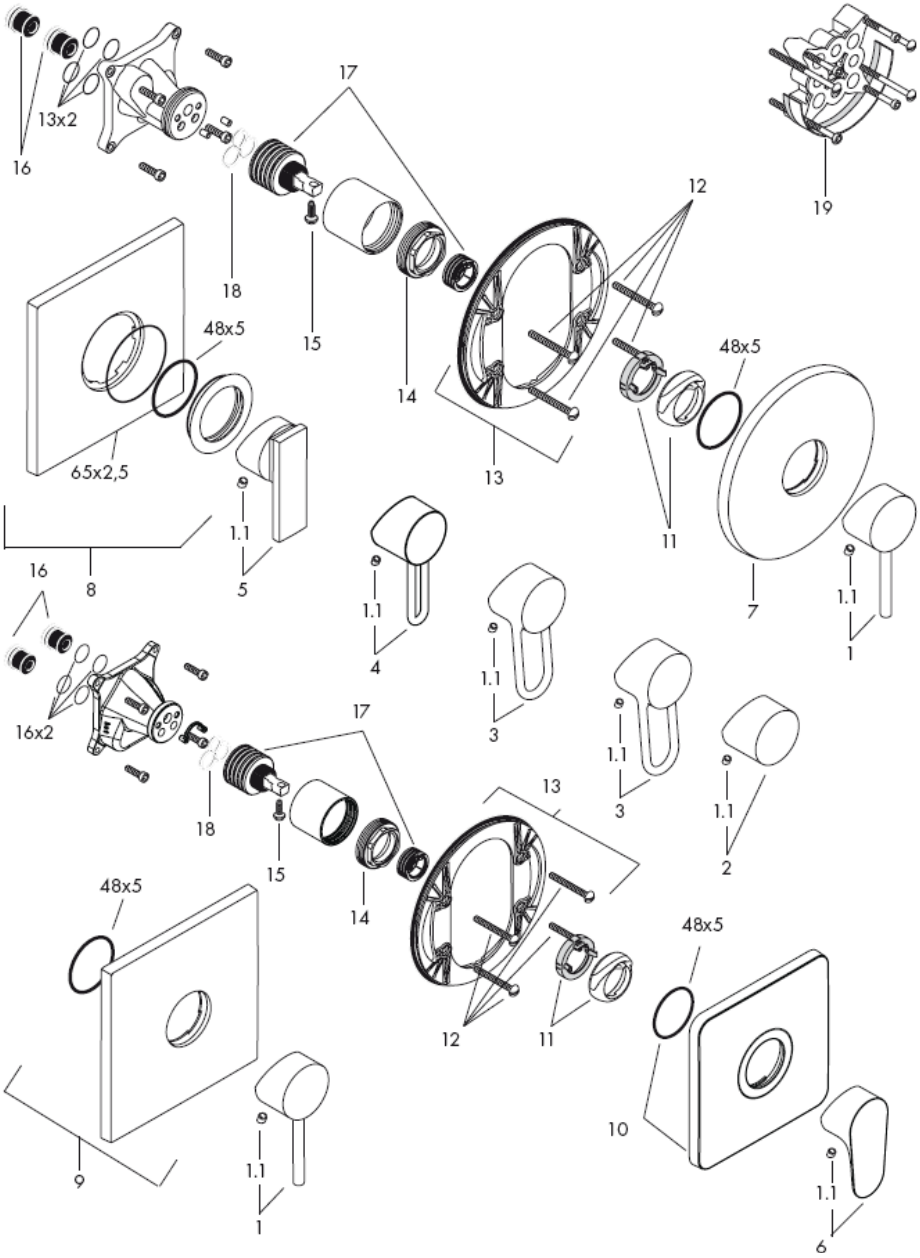
16
13x2
17
18
15
14
12
19
48x5
65x2,5
13
11
7
1.1
8
5
4
3
1
16
16x2
2
9
10
6

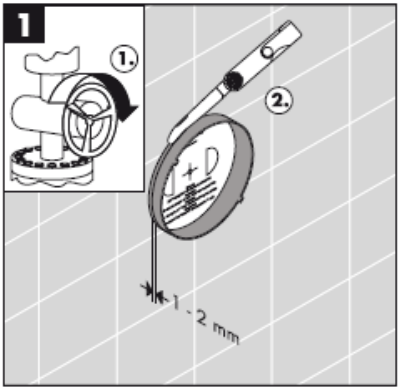
1
1.
2.
1 - 2 mm

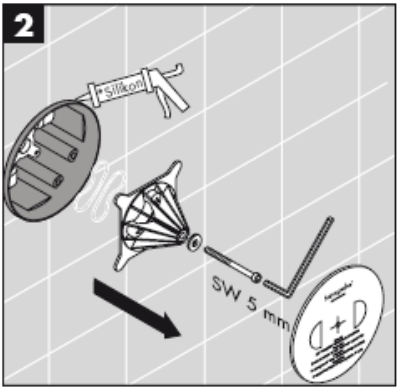
2
Silicon
SW 5 mm

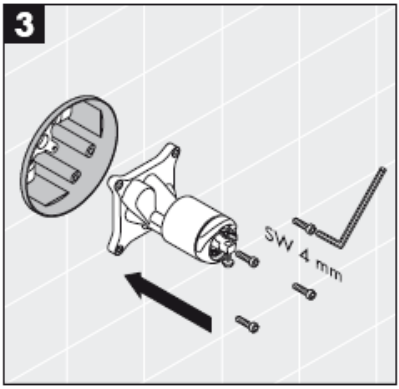
3
SW 4 mm

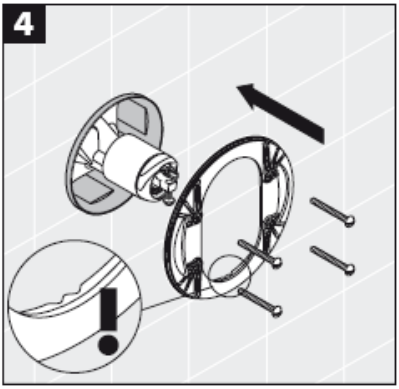
4

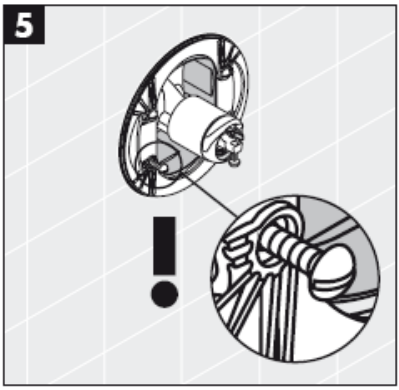
5

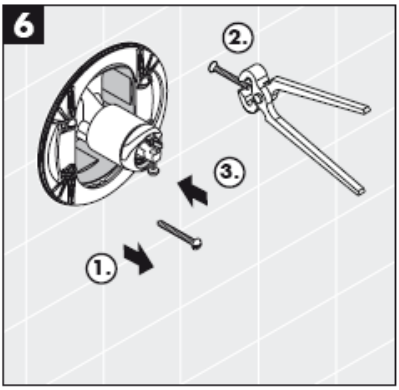
6
2.
3.
1.

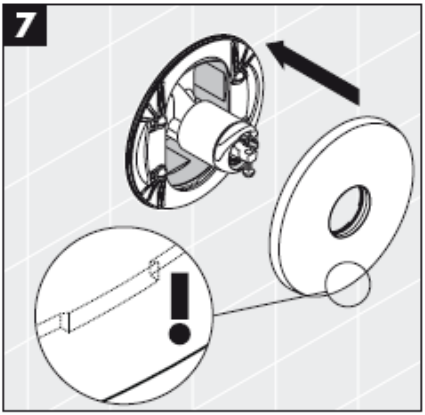

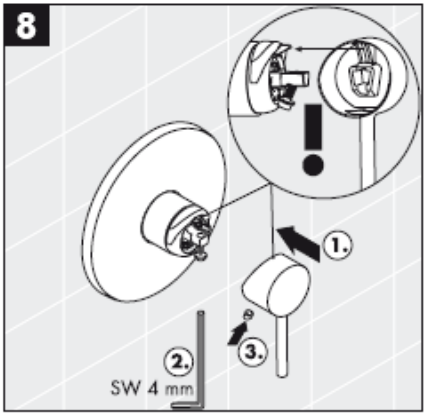

* Silicone (esente da acido acetico!)

Montaggio

Attenzione! La rubinetteria deve essere installata, pulita e testata secondo le istruzioni riportate!

Procedura

Il miscelatore si apre tirando la maniglia a forma di staffa. Rotazione verso sinistra = acqua calda,rotazione verso destra = acqua fredda.

Dati tecnici

Pressione d'uso:	max. 1 MPa
Pressione d'uso consigliata:	0,1 – 0,5 MPa
Pressione di prova:	1,6 MPa
(1 MPa = 10 bar = 147 PSI)	
Temperatura dell'acqua calda:	max. 80° C
Temp. dell'acqua calda consigliata:	65° C
Portata di erogazione:	ca. 32 l/min 0,3 MPa

I miscelatori Hansgrohe possono venire usati con caldaie a "bassa pressione" se la pressione del flusso è almeno di 0,15 MPa.

Regolazione del limitatore di erogazione di acqua calde dei miscelatori monocomando, vedere pagina _1b.
In combinazione con le caldaie istantanee, il limitatore di erogazione di acqua calda non è necessario.

Parti di ricambio vedi pagg. 3

1	maniglia Stark / Stark X	10490XXX
1.1	tappino	96338000
2	maniglia Uno „Zero“	38090XXX
3	maniglia Uno	38091XXX
4	maniglia Uno²	98553XXX
5	manigliaCitterio	39491XXX
6	manigliaCitterio M	34096000
7	copertura Starck / Uno	96452XXX
8	copertura Citterio	96749XXX
9	copertura Starck X	97449000
10	copertura Citterio M	98968000
11	cappuccio (Rotating Protector)	96395XXX
12	vite portante	96454000
13	copertura portante	96447000
14	ghiera di fissaggio	96461000
15	avvitare di sicurezza	96059000
16	sorbente acustico	94073000
17	cartuccia completa	92730000
18	guarnizione	95008000
19	Prolunga 25 mm	13595000

XXX **= Trattamento**

000 cromato
810 satinox®

Segno di verifica

	DVGW	P-IX	SVGW	ACS	NF	WRAS	KIWA
10616XXX	X	PA-IX 9710/IB	X			X	X
10645000	X	PA-IX 9710/IB	X			X	X
34625000	X	PA-IX 9710/IB					
38605XXX		PA-IX 9060/IA				X	X
38615XXX	X	PA-IX 9710/IB	X			X	X
38625XXX	X	PA-IX 9710/IB	X			X	X
39655XXX	X	PA-IX 9710/IB	X			X	X

Problema	Possibile causa	Rimedio
Miscelatore duro	-Cartuccia difettosa	-Sostituire la cartuccia
Miscelatore gocciola	-cartuccia difettosa	-Sostituire la cartuccia
Temperatura dell'acqua calda troppo bassa, niente acqua fredda, caldaia istantanea si accende quando si seleziona acqua fredda	-Limitazione dell'acqua calda regolata male	-Regolare la limitazione dell'acqua calda
	-Flusso incrociato	-Sostituire la guarnizione (14)

Limitatore di acqua calda: temperatura dell’acqua calda 60 C, temperatura dell’acqua fredda 10 C, pressione 0,3 MPa.

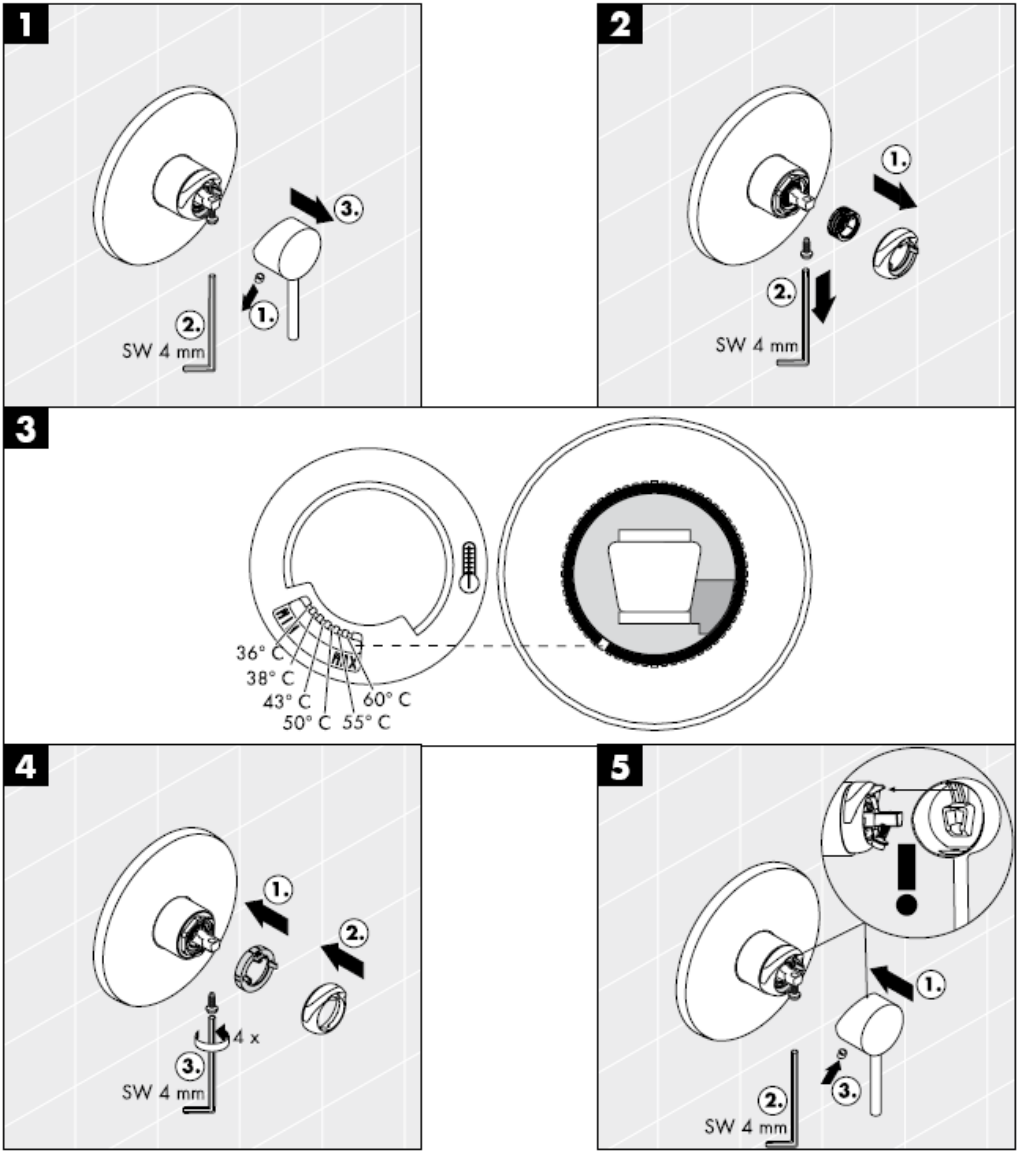

hansgrohe

Hansgrohe · Postfach 1145 · D-77761 Schiltach · Telefon +49 (0) 78 36/51-1282 · Telefax +49 (0) 7836/511440
E-Mail: info@hansgrohe.com · Internet: www.hansgrohe.com

09/2008
9.09452.07
Italiano

Instrucciones de montaje

Starck
10616XXX

Citterio M
34625000

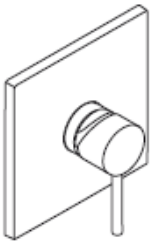

Starck X
10645000

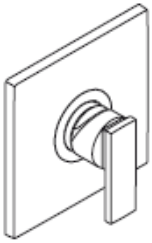

Citterio
39655XXX

Uno
38605XXX

Uno
38615XXX

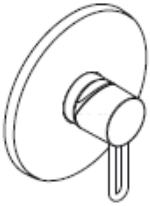

Uno²
38625XXX

AXOR®

hansgrohe

Starck
10616XXX

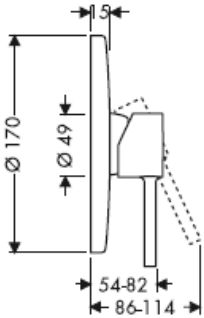

Starck X
10645000

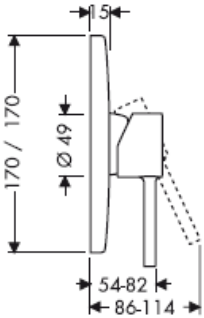

10616XXX/10645000/
38615XXX/39655XXX/
38605XXX/38625XXX
34625000

Citterio M
34625000

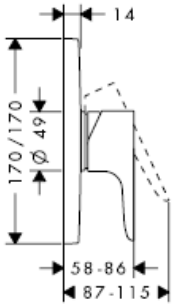

Citterio
39655XXX

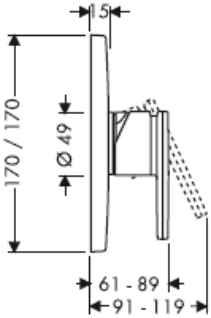

Uno
38605XXX

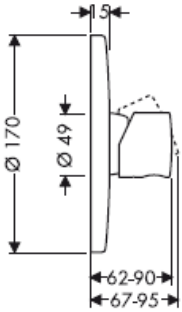

Uno
38615XXX

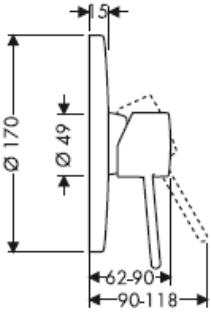

Uno²
38625XXX

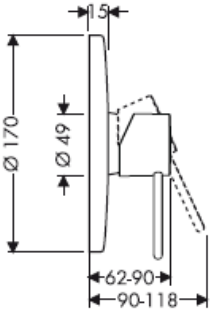

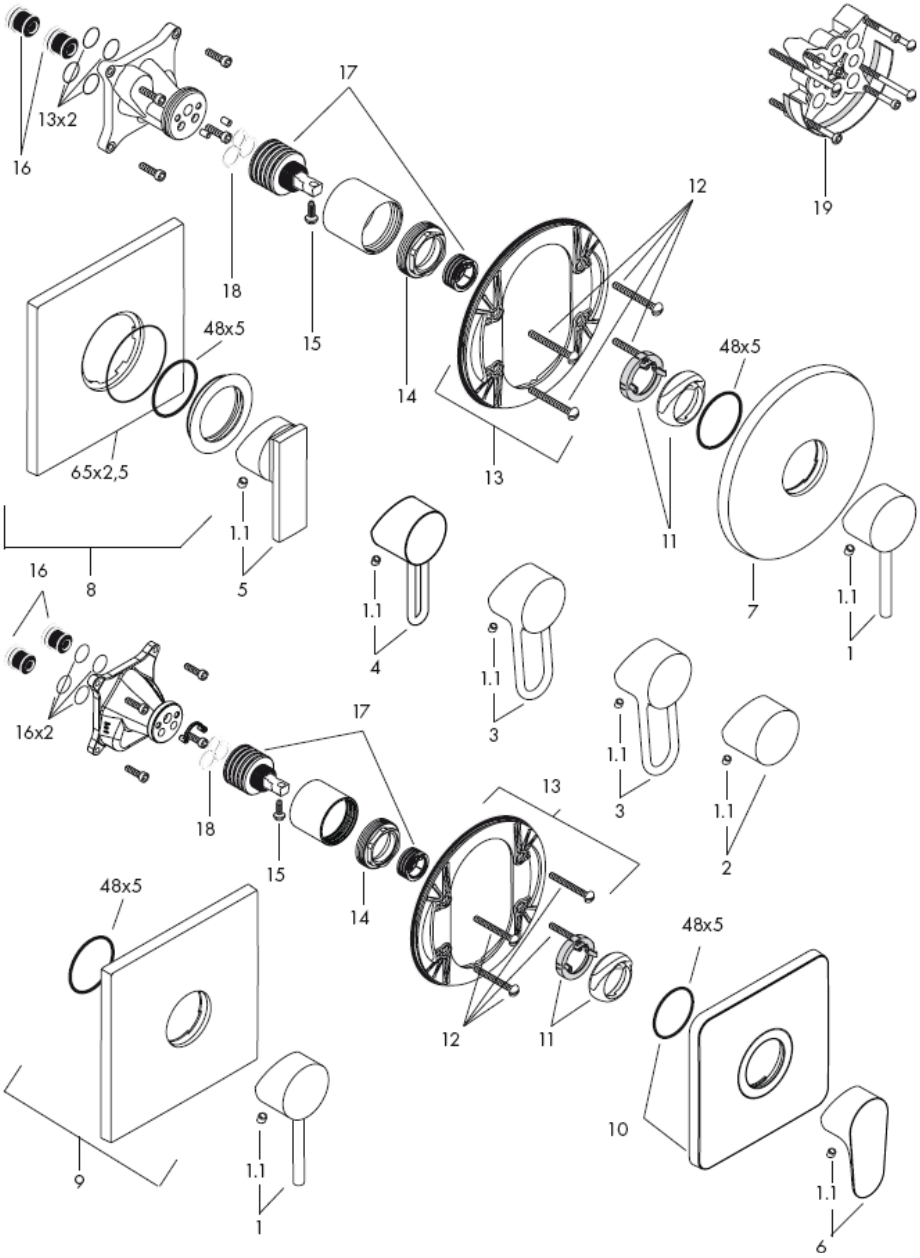
16
13x2
17
18
15
14
12
19
48x5
65x2,5
13
11
7
1.1
8
5
4
3
1
16
16x2
2
9
10
6

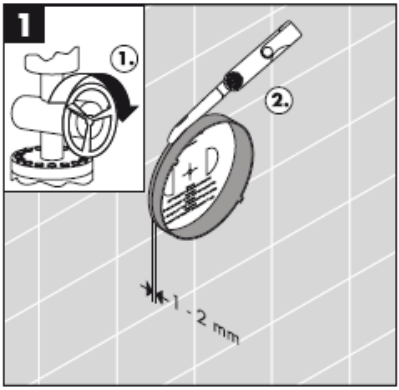
1
1.
2.
1 - 2 mm

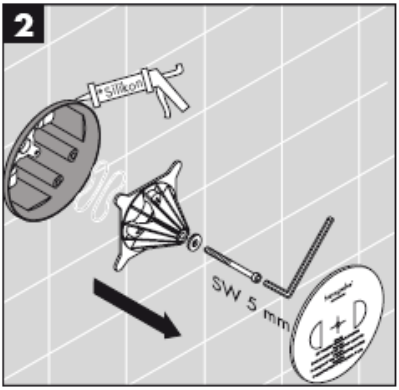
2
Silkom
SW 5 mm

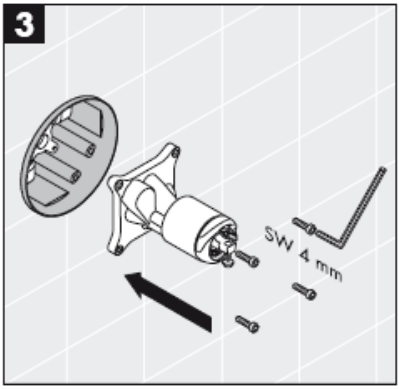
3
SW 4 mm

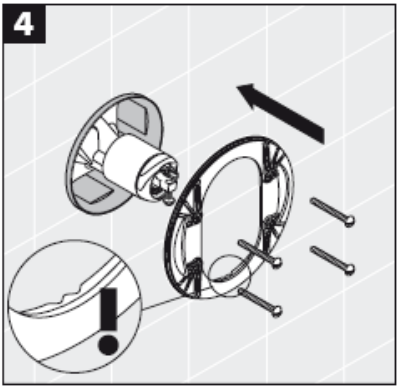
4

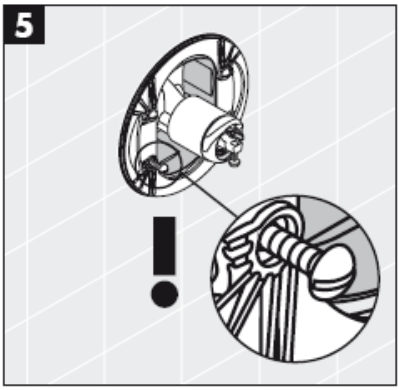
5

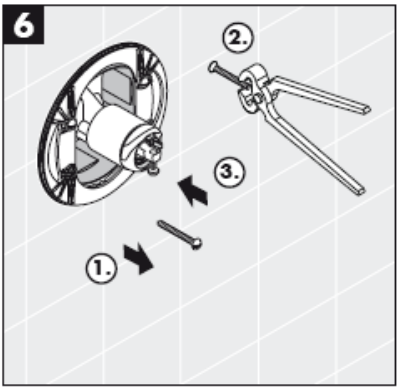
6
2.
3.
1.

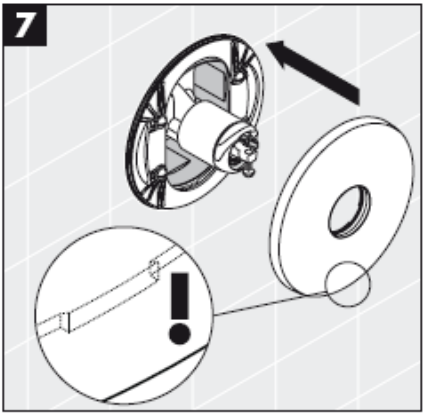

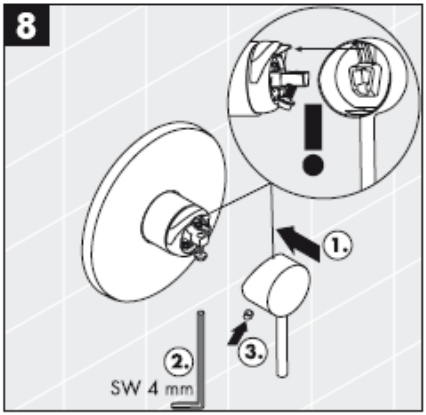

* Silicona (¡libre de ácido acético!)

Montaje

¡Atención! El grifo tiene que ser instalado, probado y testado, según las normas en vigor.

Manejo

El mezclador se abre levantando la manecilla. Giro hacia la izquierda = agua caliente, giro hacia la derecha = agua fría.

Datos técnicos

Presión en servicio:	max. 1 MPa
Presión recomendada en servicio:	0,1 – 0,5 MPa
Presión de prueba:	1,6 MPa
(1 MPa = 10 bar = 147 PSI)	
Temperatura del agua caliente:	max. 80° C
Temp. recomendada del agua caliente:	65° C
Caudal máximo:	ca. 32 l/min 0,3 MPa

Los mezcladores Hansgrohe pueden ser utilizado junto con calentadores continuos de agua que sean manejados de manera hidráulica o térmica, siempre que la presión del caudal ascienda a un mínimo de 0,15 MPa.

Mezclador monomando con limitación del caudal de agua caliente; ajuste ver pagina _1b.
En combianción con calentadores instantáneos no es necesario una limitación del caudal de agua caliente.

Repuestos ver página 3

1	Mando Stark / Stark X	10490XXX
1.1	Tapón	96338000
2	Mando Uno „Zero“	38090XXX
3	Mando Uno	38091XXX
4	Mando Uno²	98553XXX
5	MandoCitterio	39491XXX
6	MandoCitterio M	34096000
7	Embellecedor Starck / Uno	96452XXX
8	Embellecedor Citterio	96749XXX
9	Embellecedor Starck X	97449000
10	Embellecedor Citterio M	98968000
11	Florón (Rotating Protector)	96395XXX
12	Tornillo portador	96454000
13	Florón portador	96447000
14	Tuerca	96461000
15	Tornillo	96059000
16	Silenciador	94073000
17	Cartucho completo	92730000
18	Junta	95008000
19	Prolongación 25 mm	13595000

XXX **= Acabados**

000 cromado
810 satinox®

Marca de verificación

	DVGW	P-IX	SVGW	ACS	NF	WRAS	KIWA
10616XXX	X	PA-IX 9710/IB	X			X	X
10645000	X	PA-IX 9710/IB	X			X	X
34625000	X	PA-IX 9710/IB					
38605XXX		PA-IX 9060/IA				X	X
38615XXX	X	PA-IX 9710/IB	X			X	X
38625XXX	X	PA-IX 9710/IB	X			X	X
39655XXX	X	PA-IX 9710/IB	X			X	X

Problema	Causa	Solución
Manecilla va dura	-cartucho dañado	-cambiar el cartucho
Grifo pierde agua	-cartucho calcificado / dañado	-cambiar el cartucho
Temperatura del agua demasiado baja no hay agua fría calentador se dispara al abrir agua fría	-tope de agua caliente mal -Flujo cruzado	-ajustar tope -Cambiar junta (14)

Limitación del agua caliente: temperature del agua caliente 60 C, temperatura del agua fria 10 C, presión dinámica 0,3 MPa.

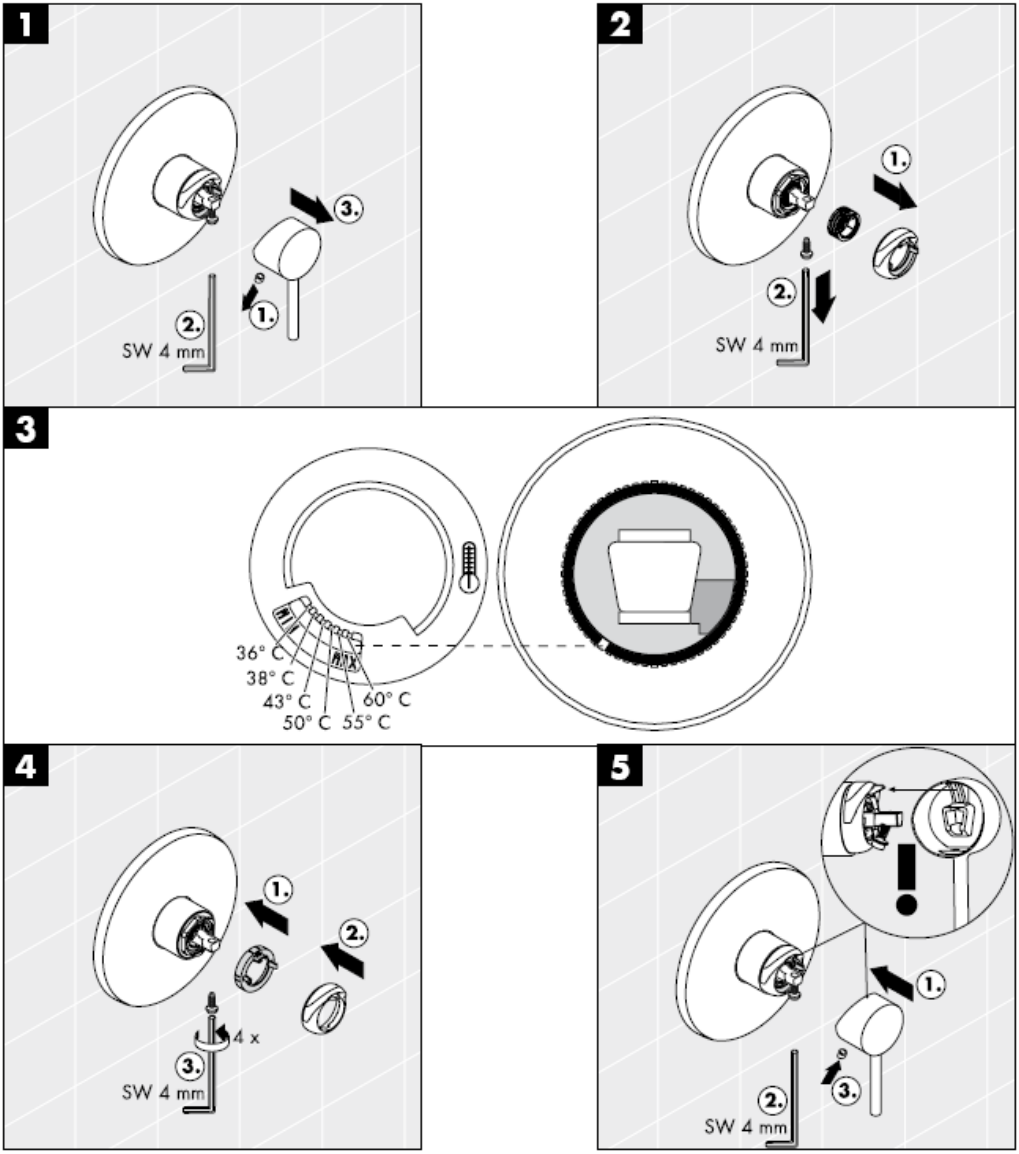

hansgrohe

Hansgrohe · Postfach 1145 · D-77761 Schiltach · Telefon +49 (0) 78 36/51-1282 · Telefax +49 (0) 7836/511440
E-Mail: info@hansgrohe.com · Internet: www.hansgrohe.com

09/2008
9.09452.07
Español

Handleiding

Starck
10616XXX

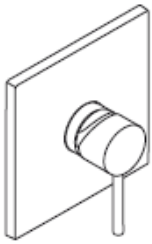

Starck X
10645000

Citterio M
34625000

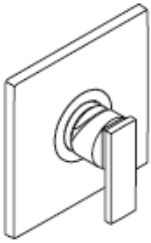

Citterio
39655XXX

Uno
38605XXX

Uno
38615XXX

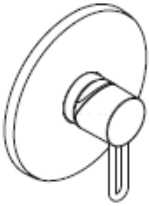

Uno²
38625XXX

AXOR®

hansgrohe

Starck
10616XXX

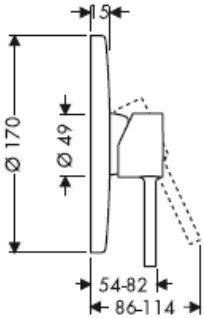

Starck X
10645000

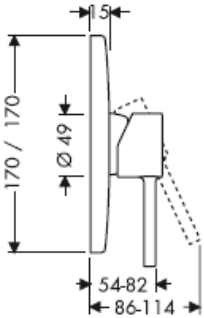

10616XXX/10645000/
38615XXX/39655XXX/
38605XXX/38625XXX
34625000

Citterio M
34625000

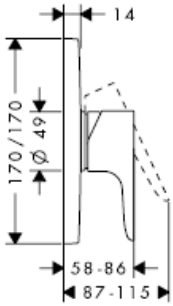

Citterio
39655XXX

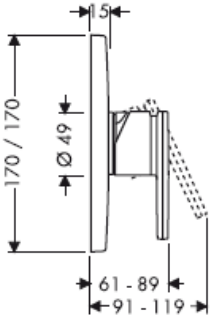

Uno
38605XXX

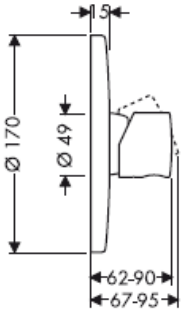

Uno
38615XXX

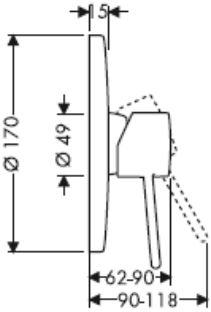

Uno²
38625XXX

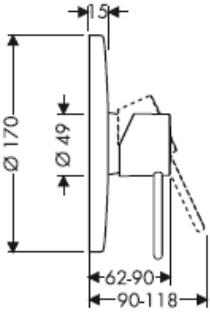

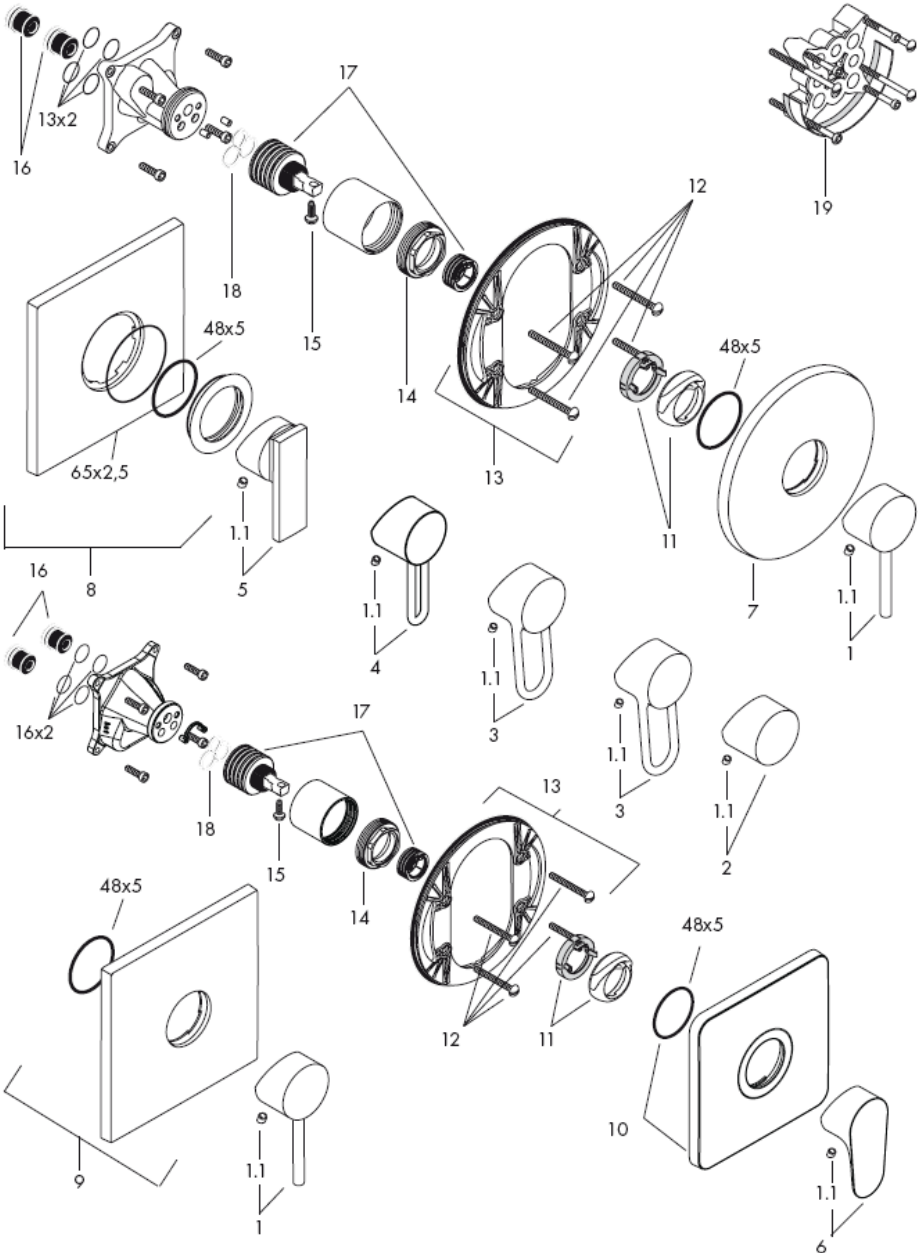
16
13x2
17
18
15
14
12
19
48x5
65x2,5
13
11
7
1.1
8
5
4
3
1
16
16x2
2
9
10
6

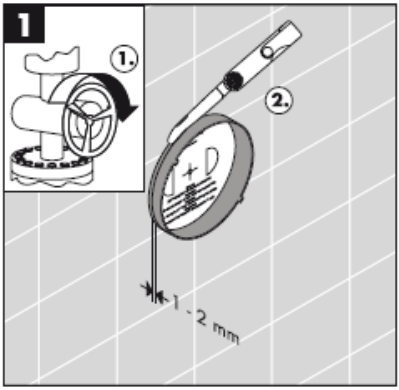
1
1.
2.
1 - 2 mm

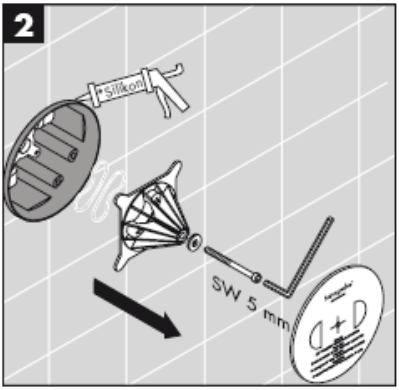
2
Silkom
SW 5 mm

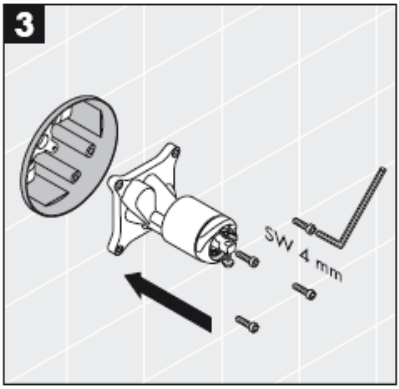
3
SW 4 mm

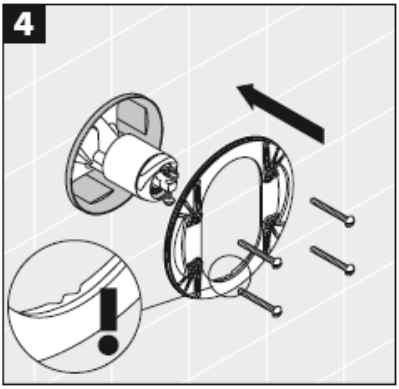
4

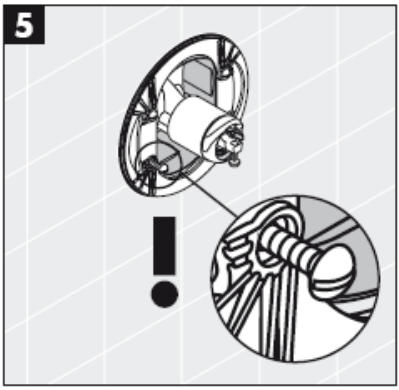
5

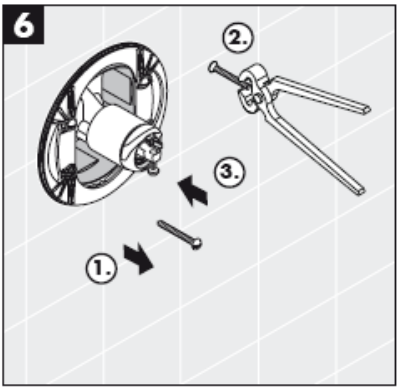
6
2.
3.
1.

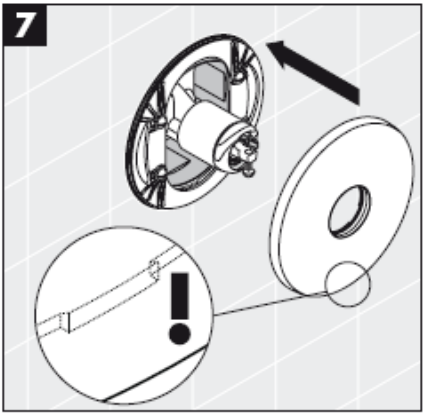

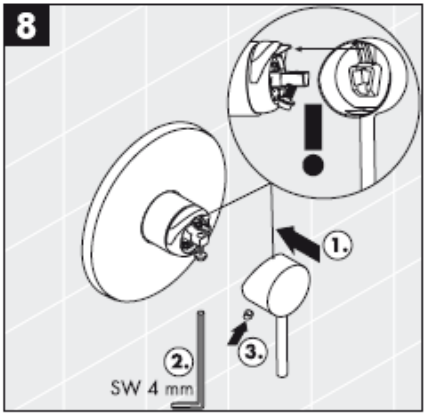

* Silicone (azijnzuurvrij!)

Montage

Attentie! Leidingen doorspoelen volgens Norm. De mengkraan vervolgens monteren en controleren!

Bediening

Door het bedienen van de beugelgreep wordt de mengkraan geopend. Giro hacia la izquierda = agua caliente,giro hacia la derecha = agua fría.

Technische gegevens

Werkdruk: max.	max. 1 MPa
Aanbevolen werkdruk:	0,1 – 0,5 MPa
Getest bij:	1,6 MPa
(1 MPa = 10 bar = 147 PSI)	
Temperatuur warm water:	max. 80° C
Aanbevolen warm water temp.:	65° C
Doorstroomcapaciteit:	ca. 32 l/min 0,3 MPa

Hansgrohe éengreepsmengkranen kunnen samen met hydraulisch en thermisch gestuurde geisers gebruikt worden indien de uitstroomdruk min. 0,15 MPa bedraagt.

Eéngreepsmengkranen met warmwaterbegrenzing, instelling zie blz. _1b. In kombinatie met geisers is een warmwaterbegrenzing niet noodzakelijk.

Service onderdelen zie blz. 3

1	greep Stark / Stark X	10490XXX
1.1	greepstopje	96338000
2	greep Uno „Zero“	38090XXX
3	greep Uno	38091XXX
4	greep Uno²	98553XXX
5	greepCitterio	39491XXX
6	greepCitterio M	34096000
7	rozet Starck / Uno	96452XXX
8	rozet Citterio	96749XXX
9	rozet Starck X	97449000
10	rozet Citterio M	98968000
11	afdekkap (Rotating Protector)	96395XXX
12	Drager-schroef	96454000
13	rozetdrager	96447000
14	moer	96461000
15	borgschroef	96059000
16	slagdemper	94073000
17	kardoes kompl.	92730000
18	dichting	95008000
19	Verlengstuk 25 mm	13595000

XXX **= Kleuren**

000 verchroomd
810 satinox®

Keurmerk

	DVGW	P-IX	SVGW	ACS	NF	WRAS	KIWA
10616XXX	X	PA-IX 9710/IB	X			X	X
10645000	X	PA-IX 9710/IB	X			X	X
34625000	X	PA-IX 9710/IB					
38605XXX		PA-IX 9060/IA				X	X
38615XXX	X	PA-IX 9710/IB	X			X	X
38625XXX	X	PA-IX 9710/IB	X			X	X
39655XXX	X	PA-IX 9710/IB	X			X	X

Storing	Oorzaak	Oplossing
bediening zwaar	-Kardoes defect of verkalkt	-Kardoes uitwisselen
Mengkraan lekt	-Kardoes defect of vervuild	-Kardoes uitwisselen
Warmwater temperatuur te laag, geen koud water.	-Heetwaterbegrenzer verkeerd ingesteld	-Heetwaterbegrenzer instellen
Doorstroomtoestel springt aan wanneer koud water gekozen is.	-Kruisstroom	-Dichting (14) uitwisselen

Warmwaterbegrenzing: Warmwatertemperatuur 60 C, Koudwatertemperatuur 10 C, stroomdruk 0,3 MPa.

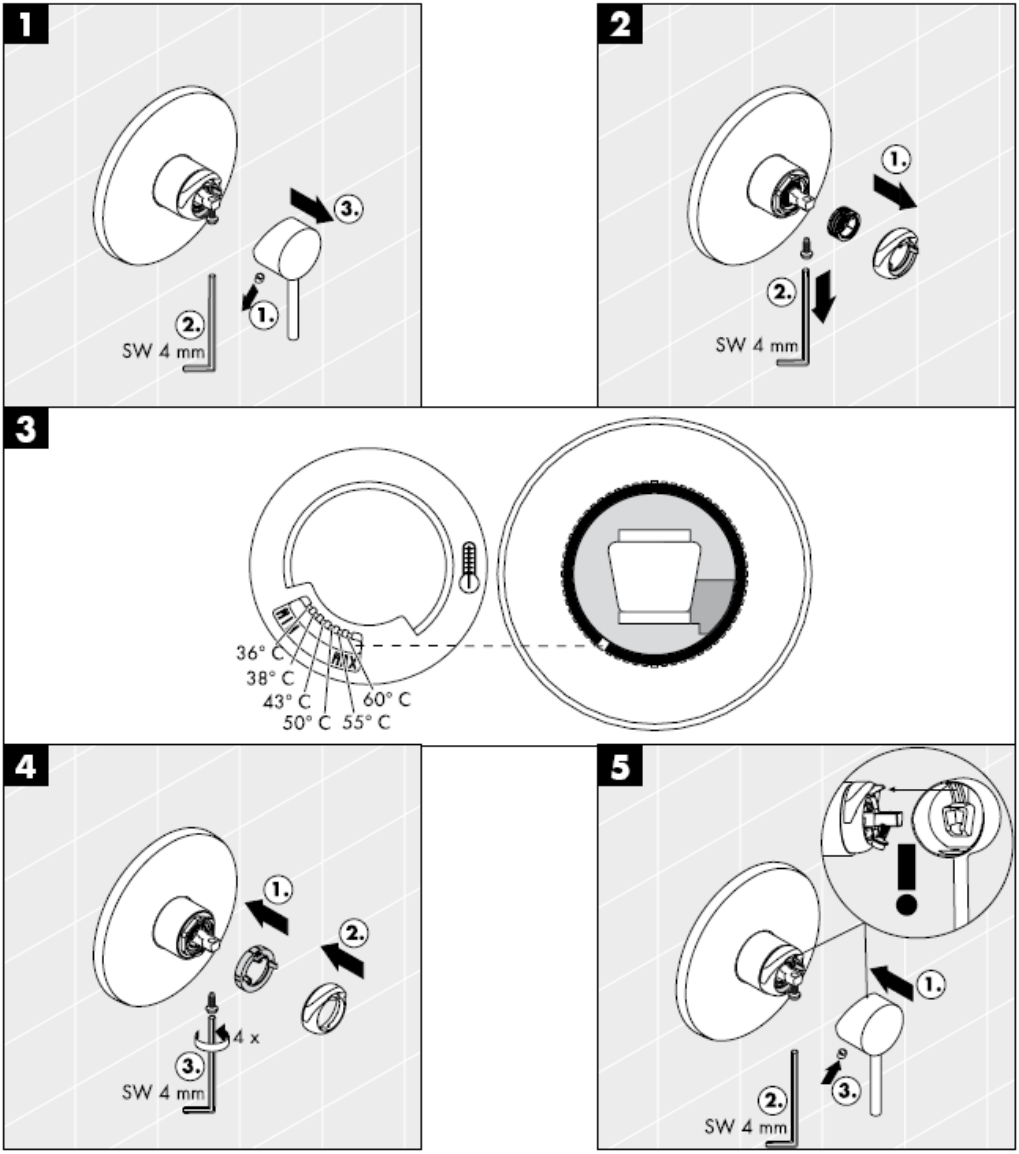

hansgrohe

Hansgrohe · Postfach 1145 · D-77761 Schiltach · Telefon +49 (0) 78 36/51-1282 · Telefax +49 (0) 7836/511440
E-Mail: info@hansgrohe.com · Internet: www.hansgrohe.com

09/2008
9.09452.07
Nederlands

Monteringsvejledning

Starck
10616XXX

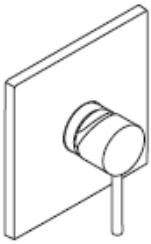

Starck X
10645000

Citterio M
34625000

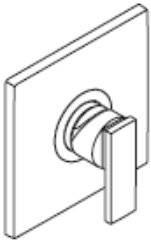

Citterio
39655XXX

Uno
38605XXX

Uno
38615XXX

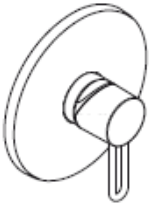

Uno²
38625XXX

AXOR®

hansgrohe

Starck
10616XXX

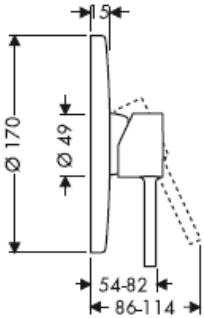

Starck X
10645000

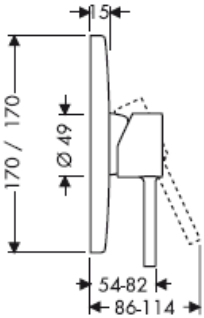

10616XXX/10645000/
38615XXX/39655XXX/
38605XXX/38625XXX
34625000

Citterio M
34625000

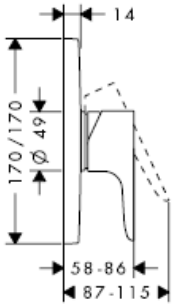

Citterio
39655XXX

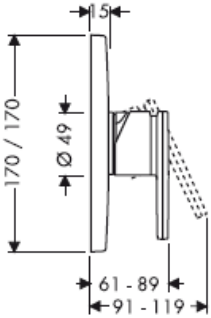

Uno
38605XXX

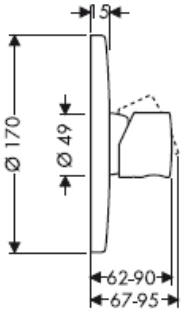

Uno
38615XXX

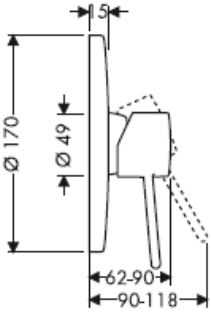

Uno²
38625XXX

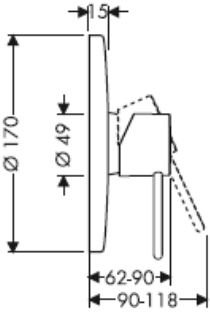

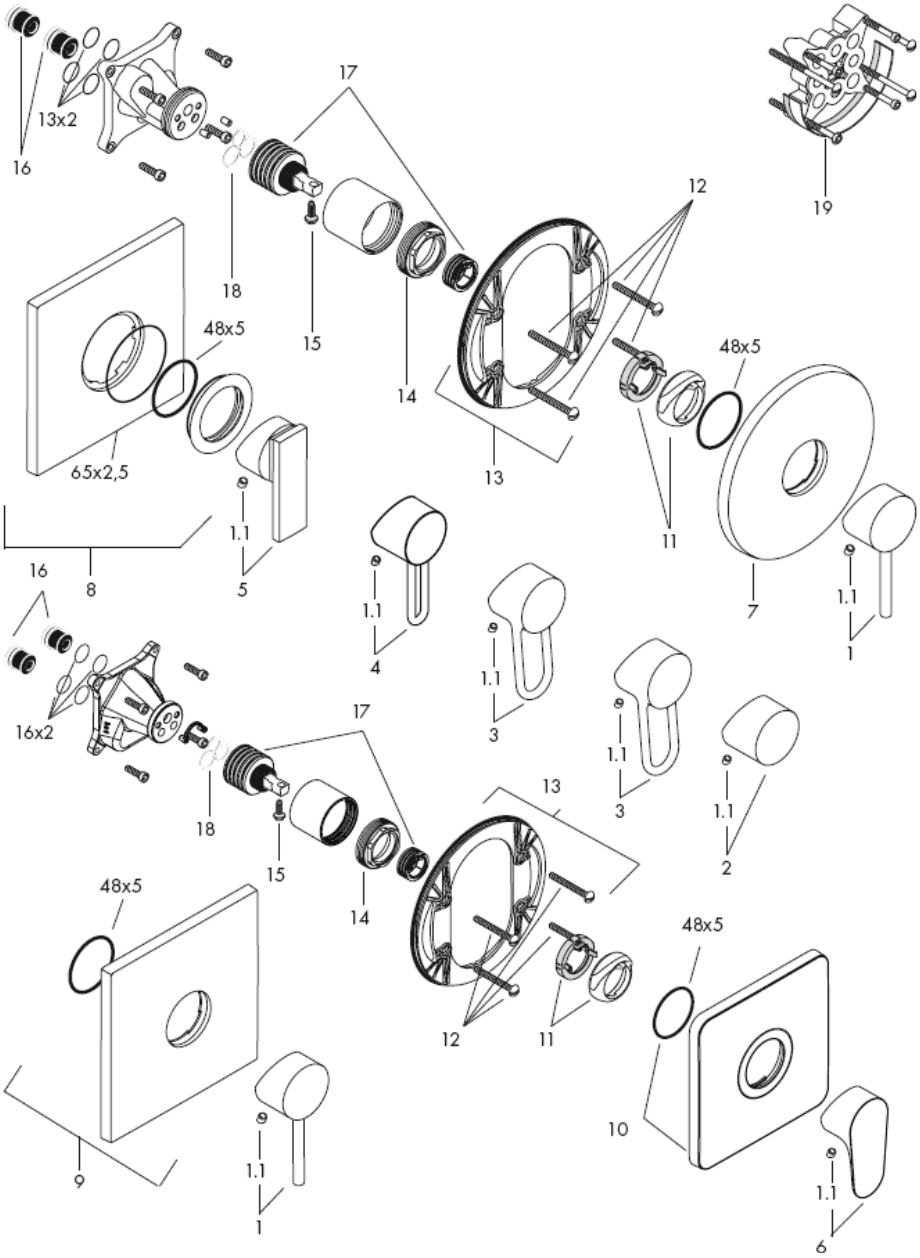
16
13x2
17
18
15
14
12
19
48x5
65x2,5
13
11
7
1.1
8
5
4
3
1
16
16x2
2
9
10
6

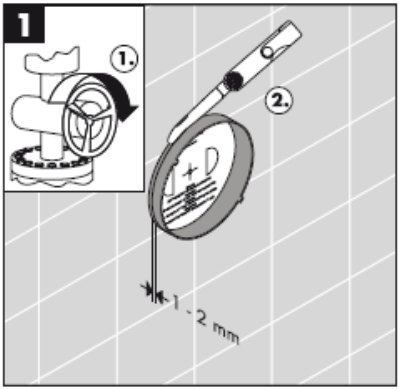
1
1.
2.
1 - 2 mm

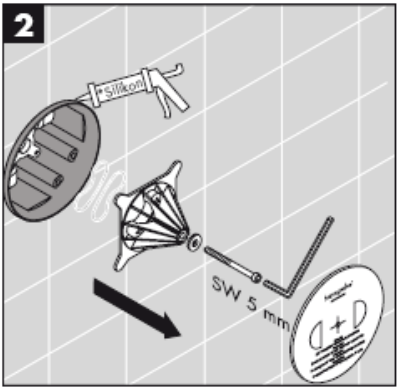
2
silicon
SW 5 mm

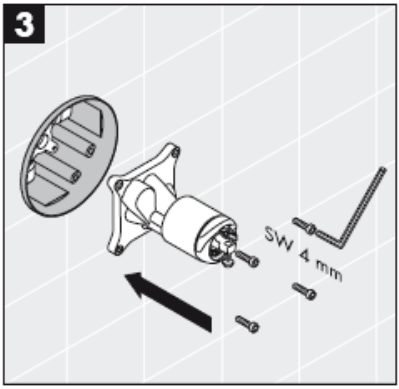
3
SW 4 mm

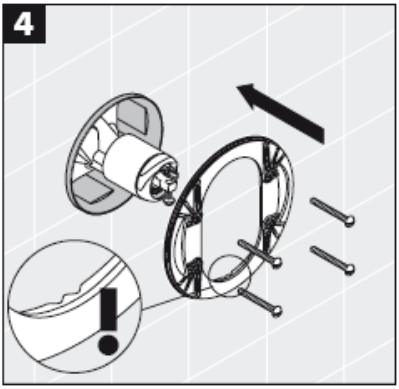
4

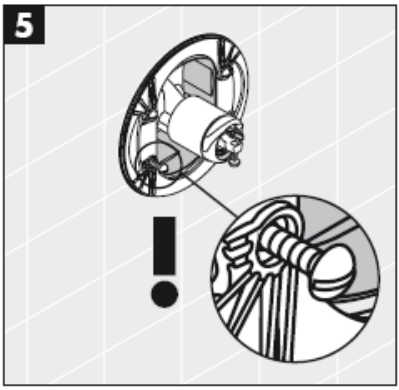
5

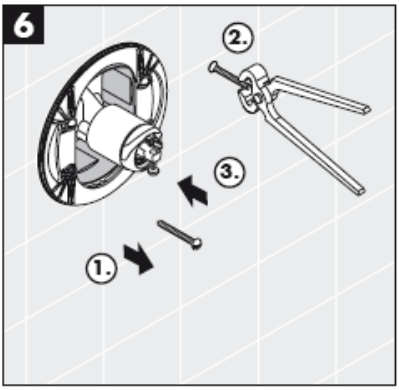
6
2.
3.
1.

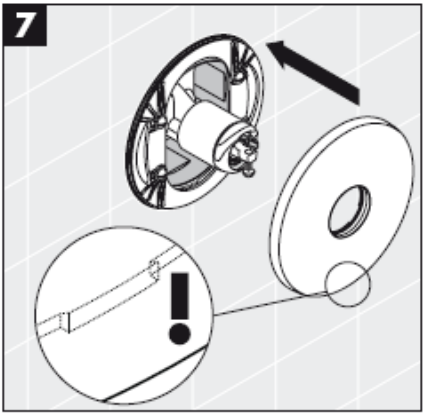

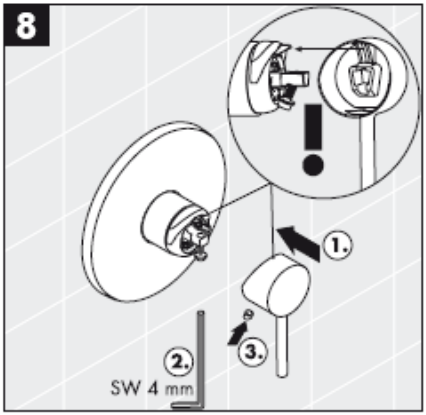

* Silikone (eddikesyre-fri)

Montering

Advarsel! Ifølge gældende regler, skal armaturet monteres, skylles igennem og afprøves.

Brugsanvisning

Ved at løfte grebbet åbnes for vandet. Drej mod venstre for varmt vand og til højre for koldt vand.

Tekniske data

Driftstryk:	max. 1 MPa
Anbefalet driftstryk:	0,1 – 0,5 MPa
Prøvetryk:	1,6 MPa
(1 MPa = 10 bar = 147 PSI)	
Varmtvandstemperatur:	max. 80° C
Anbefalet varmtvandstemperatur:	65° C
Gennemstrømnigskapacitet:	ca. 32 l/min 0,3 MPa

Hansgrohe etgrebsarmaturer kan anvendes i forbindelse med hydraulisk- og termiskstyrede gennemstrømningsvandvarmere ved et vandtryk på 0,15 MPa.

Etgrebsarmaturer med varmtvandsbegrænsning, justering se side _1b.
I forbindelse med gennemstrømningsvandvarmer er en varmtvandsbegrænsning ikke nødvendig.

Reservedele se s. 3

1	Greb Stark / Stark X	10490XXX
1.1	Dækknap til greb	96338000
2	Greb Uno „Zero“	38090XXX
3	Greb Uno	38091XXX
4	Greb Uno²	98553XXX
5	GrebCitterio	39491XXX
6	GrebCitterio M	34096000
7	Roset Starck / Uno	96452XXX
8	Roset Citterio	96749XXX
9	Roset Starck X	97449000
10	Roset Citterio M	98968000
11	Dækskive (Rotating Protector)	96395XXX
12	Monteringsskruer	96454000
13	Monteringsplade	96447000
14	Møtrik	96461000
15	Skrue	96059000
16	Støjdæmper	94073000
17	kardoes kompl.	92730000
18	Pakning	95008000
19	Forlængersæt 25 mm	13595000

XXX **= Overflade**

000 Krom
810 Satinox®

Godkendelse

	DVGW	P-IX	SVGW	ACS	NF	WRAS	KIWA
10616XXX	X	PA-IX 9710/IB	X			X	X
10645000	X	PA-IX 9710/IB	X			X	X
34625000	X	PA-IX 9710/IB					
38605XXX		PA-IX 9060/IA				X	X
38615XXX	X	PA-IX 9710/IB	X			X	X
38625XXX	X	PA-IX 9710/IB	X			X	X
39655XXX	X	PA-IX 9710/IB	X			X	X

Fejl	Årsag	Hjælp
Grebet går trægt	-Kartusche defekt, tilkalket	-Udskift kartusche
Armaturet drypper	-Defekt eller tilkalket kartusche	-Udskift kartusche
For lav varmtvandstemperatur. Ingen koldt vand.	-Varmtvandsbegræns-ningen er forkert indstillet	-Indstil varmtvandsbe-grænsningen
Vandvarmeren starter, når der åbnes for det kolde vand.	-Kryds-flow	-Udskift pakning (14) eller

Varmtvandsbegrænsning: Varmtvandstemperatur 60o C, koldtvandstemperatur 10o C, vandtryk 0,3 MPa.

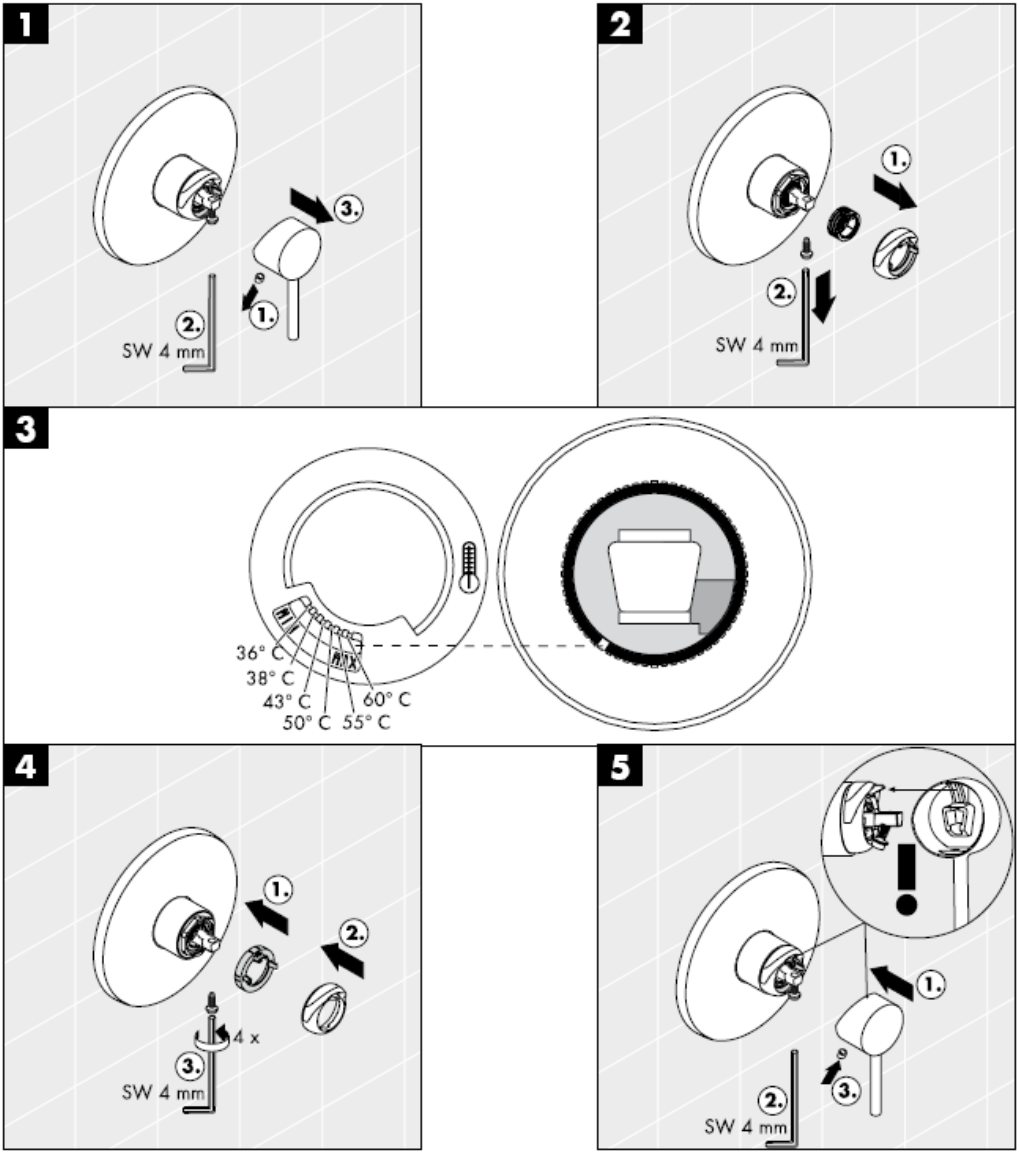

hansgrohe

Hansgrohe · Postfach 1145 · D-77761 Schiltach · Telefon +49 (0) 78 36/51-1282 · Telefax +49 (0) 7836/511440
E-Mail: info@hansgrohe.com · Internet: www.hansgrohe.com

09/2008
9.09452.07
Dansk

Manual de Instalación

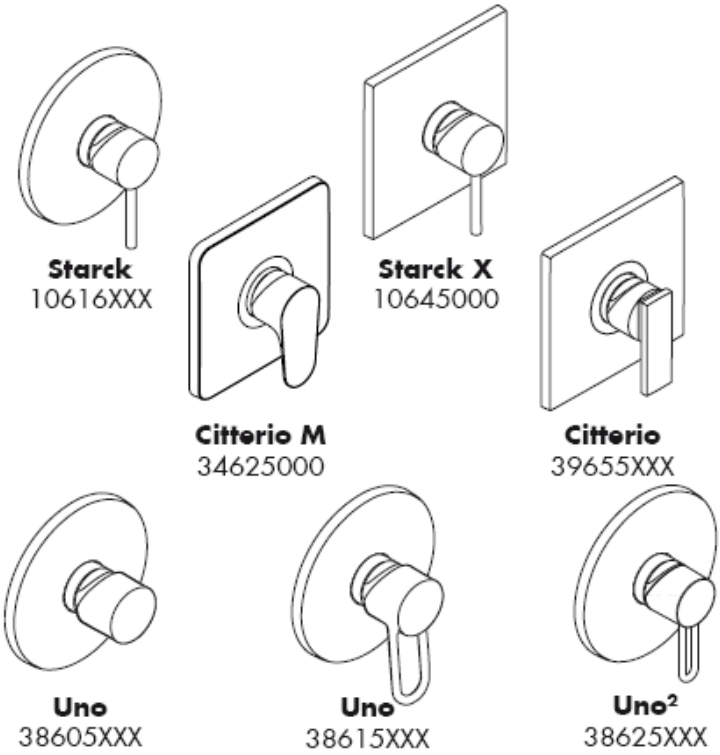

AXOR®

hansgrohe

Starck
10616XXX

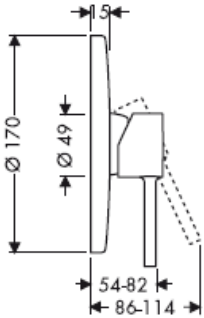

Starck X
10645000

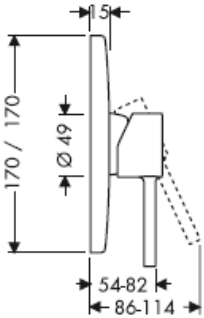

10616XXX/10645000/
38615XXX/39655XXX/
38605XXX/38625XXX
34625000

Citterio M
34625000

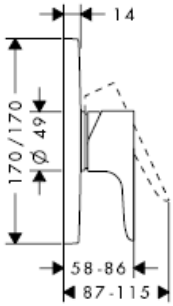

Citterio
39655XXX

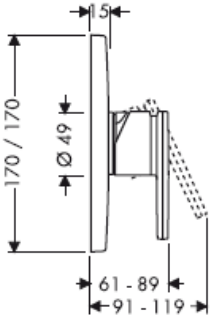

Uno
38605XXX

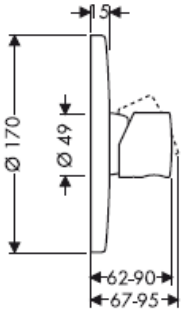

Uno
38615XXX

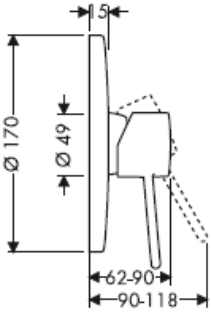

Uno²
38625XXX

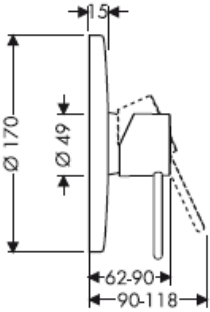

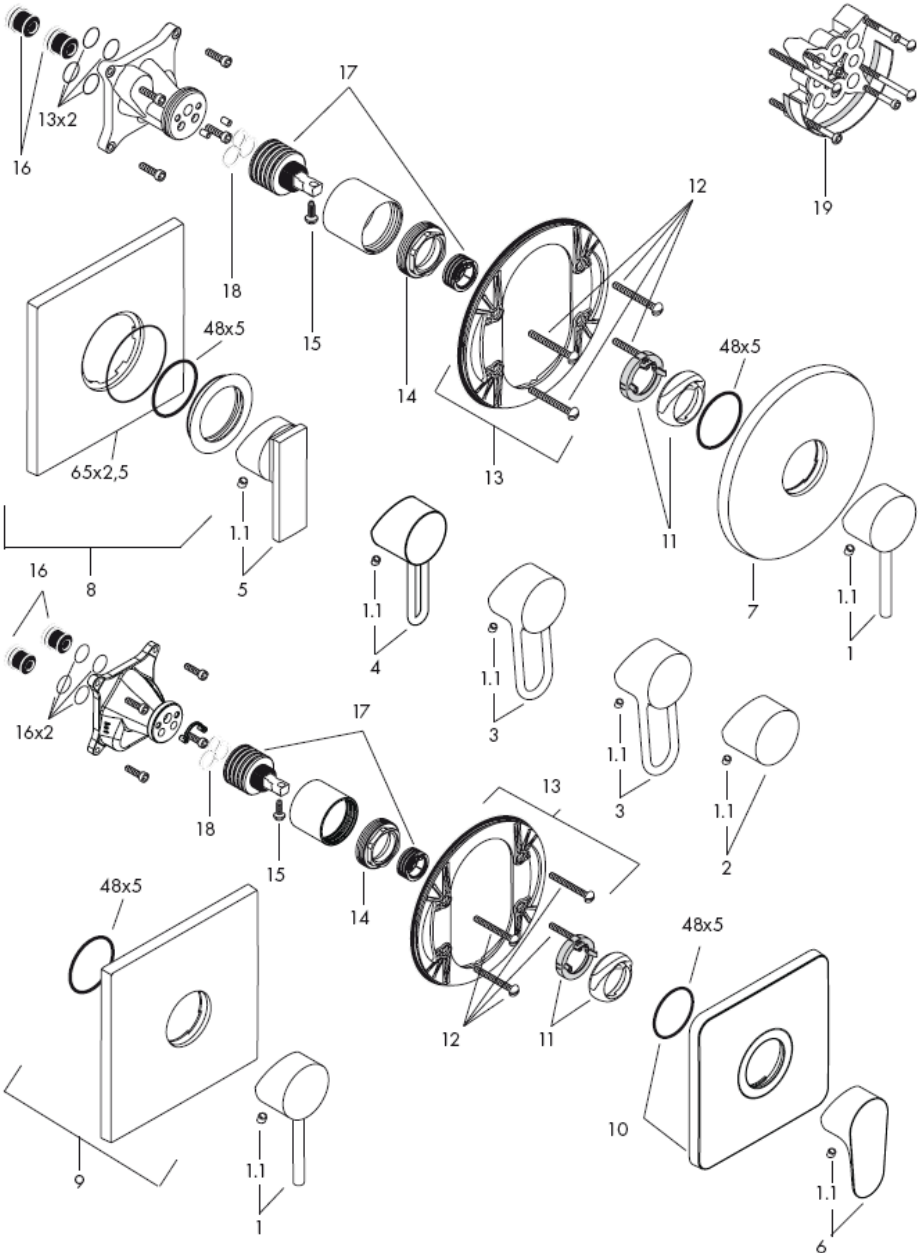
16
13x2
17
18
15
14
12
19
48x5
65x2,5
13
11
7
1.1
8
5
4
3
1
16
16x2
2
9
10
6

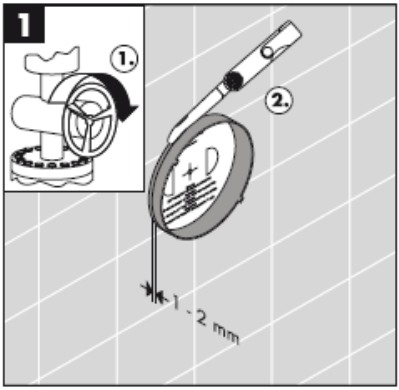
1
1.
2.
1 - 2 mm

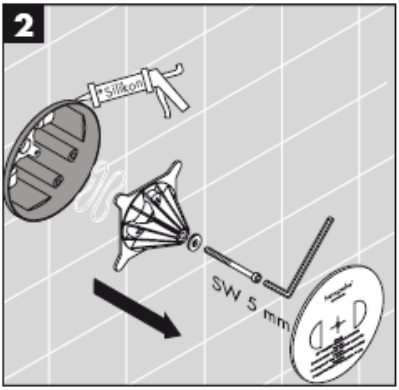
2
Silicon
SW 5 mm

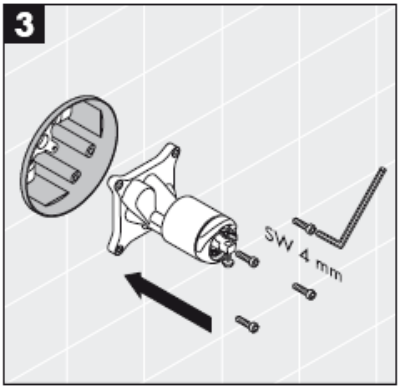
3
SW 4 mm

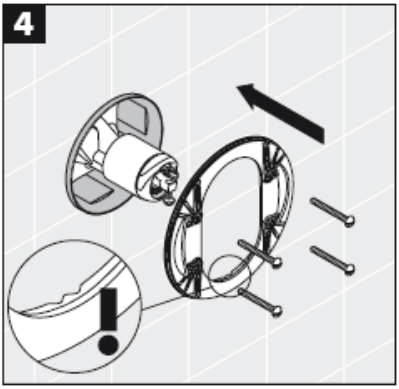
4

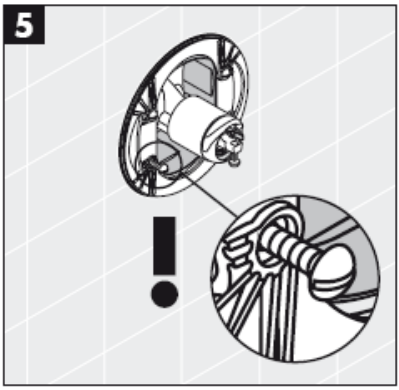
5

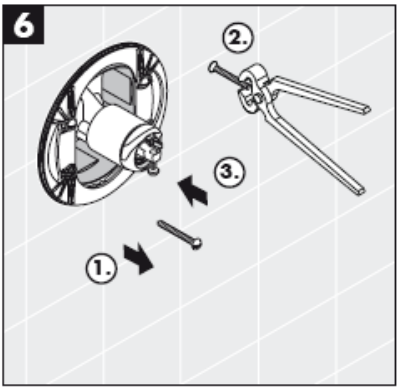
6
2.
3.
1.

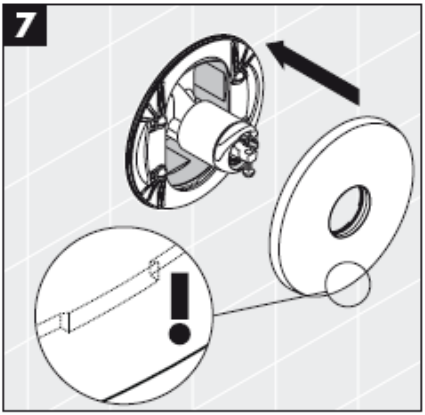

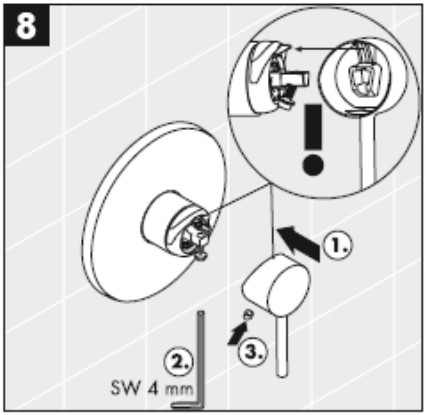

* Silicone (sem ácido acético)

Montagem

Atenção! A misturadora deve ser instalada, purgada e testada de acordo com as normas em vigor!

Funcionamento

Levantar o manípulo para abrir a água. Rodar para a esquerda = água quente, rodar para a direita = água fria.

Dados Técnicos

Pressão de funcionamento:	max. 1 MPa
Pressão de func. recomendada:	0,1 – 0,5 MPa
Pressão testada:	1,6 MPa
(1 MPa = 10 bar = 147 PSI)	
Temperatura da água quente:	max. 80° C
Temp. água quente recomendada:	65° C
Caudal:	ca. 32 l/min 0,3 MPa

As misturadoras monocomando Hansgrohe podem ser utilizadas com esquentadores (de controlo térmico ou hidráulico) desde que a pressão de utilização seja, no minimo, de 0,15 MPa.

Misturadora monocomando equipada com limitador de temperatura (vide pàg._1b).
Em combinação com caldeira ou esquentador instantâneo o limitador de água quente não se aplica.

Peças de substituição ver página 3

1	Manípulo Stark / Stark X	10490XXX
1.1	Tampa de parafuso	96338000
2	Manípulo Uno „Zero“	38090XXX
3	Manípulo Uno	38091XXX
4	Manípulo Uno²	98553XXX
5	ManípuloCitterio	39491XXX
6	ManípuloCitterio M	34096000
7	Cápsula Starck / Uno	96452XXX
8	Cápsula Citterio	96749XXX
9	Cápsula Starck X	97449000
10	Cápsula Citterio M	98968000
11	Espelho (Rotating Protector)	96395XXX
12	Parafusos de fixação	96454000
13	Sede	96447000
14	Porca	96461000
15	Parafuso	96059000
16	Redutor de ruído	94073000
17	Cartucho (completo)	92730000
18	Vedante	95008000
19	Crescente 25 mm	13595000

XXX **= Acabamentos**

000 cromado
810 satinox®

Marca de controlo

	DVGW	P-IX	SVGW	ACS	NF	WRAS	KIWA
10616XXX	X	PA-IX 9710/IB	X			X	X
10645000	X	PA-IX 9710/IB	X			X	X
34625000	X	PA-IX 9710/IB					
38605XXX		PA-IX 9060/IA				X	X
38615XXX	X	PA-IX 9710/IB	X			X	X
38625XXX	X	PA-IX 9710/IB	X			X	X
39655XXX	X	PA-IX 9710/IB	X			X	X

Falha	Causa	Solução
Misturadora perra	-Cartucho defeituoso,calcificado	-Substituir o cartucho
Misturadora a pingar	-Manga da esfera defeituosa	-Substituir o cartucho
Temperatura da água quente muito baixa, sem água fria.	-O limitador de temperatura está incorrectamente colocado	-Regular o limitador de temperatura
O esquentador dispara quando a água fria está seleccionada.	-Fluxo cruzado	-Substituir o vedante (14)

Limitador de água quente: Temperatura da água quente 60 C, Temperatura da água fria 10 C, Pressão 0,3 MPa.

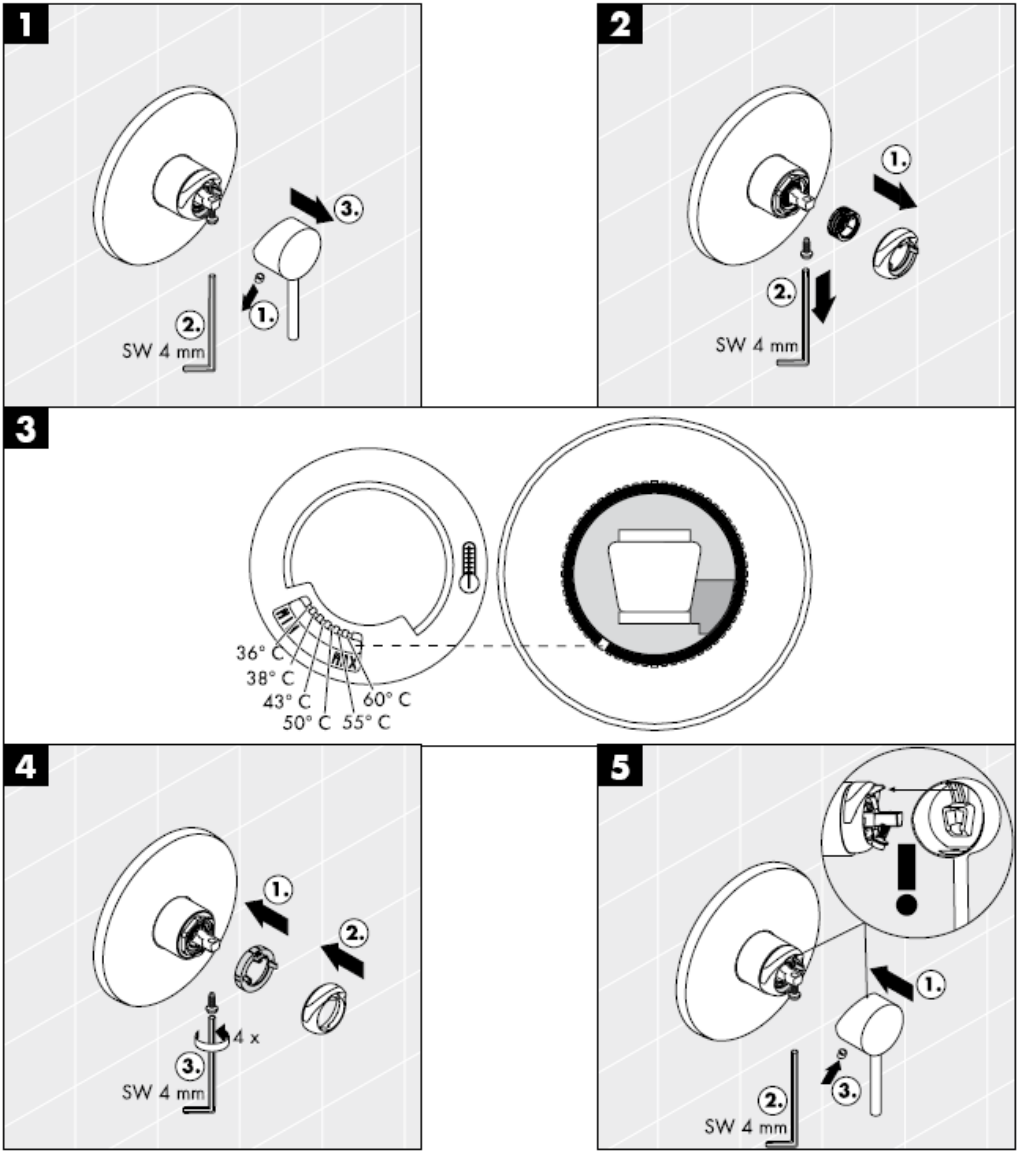

hansgrohe

Hansgrohe · Postfach 1145 · D-77761 Schiltach · Telefon +49 (0) 78 36/51-1282 · Telefax +49 (0) 7836/511440
E-Mail: info@hansgrohe.com · Internet: www.hansgrohe.com

09/2008
9.09452.07
Português

Instrukcja montażu

Starck
10616XXX

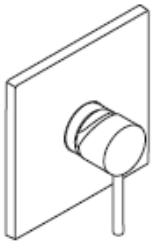

Starck X
10645000

Citterio M
34625000

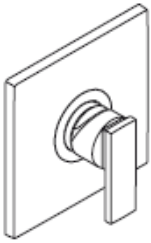

Citterio
39655XXX

Uno
38605XXX

Uno
38615XXX

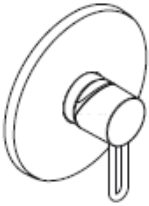

Uno²
38625XXX

AXOR®

hansgrohe

Starck
10616XXX

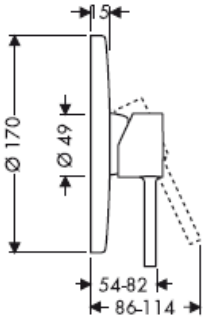

Starck X
10645000

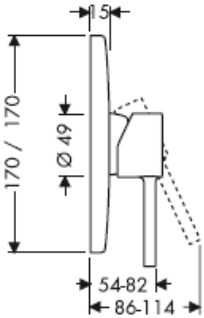

10616XXX/10645000/
38615XXX/39655XXX/
38605XXX/38625XXX
34625000

Citterio M
34625000

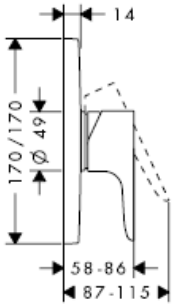

Citterio
39655XXX

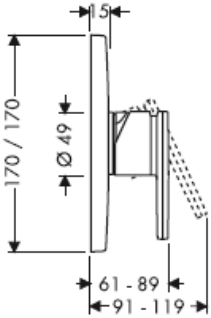

Uno
38605XXX

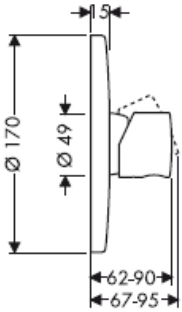

Uno
38615XXX

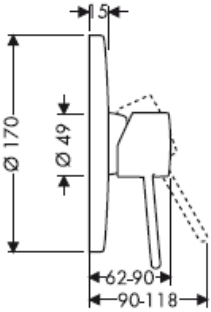

Uno²
38625XXX

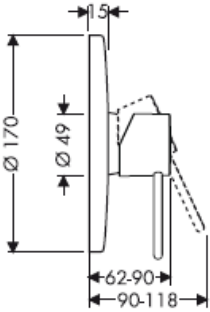

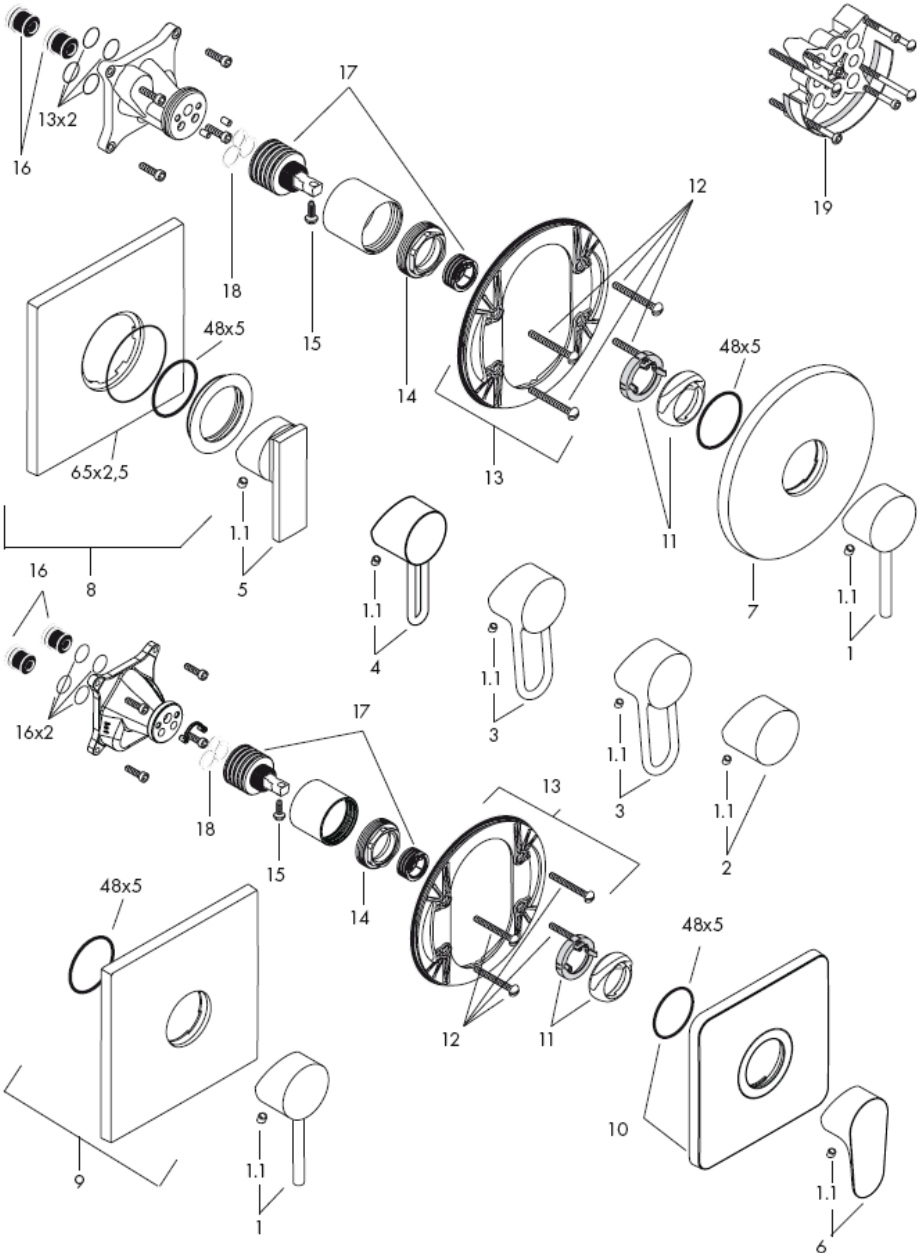
16
13x2
17
18
15
14
12
19
48x5
65x2,5
13
11
7
1.1
8
5
4
3
1
16
16x2
2
9
10
6

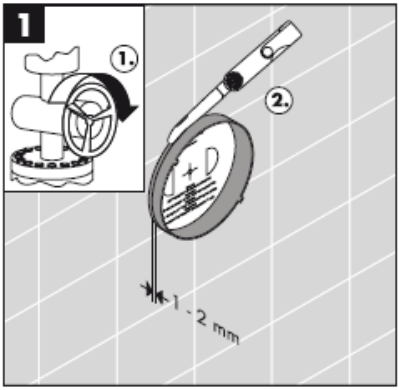
1
1.
2.
1 - 2 mm

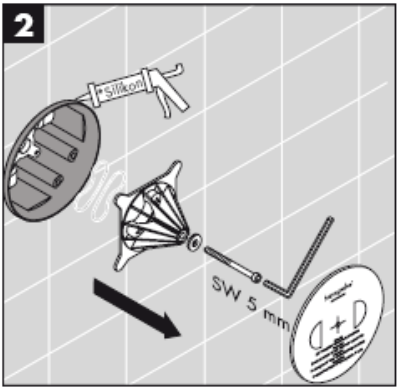
2
silicon
SW 5 mm

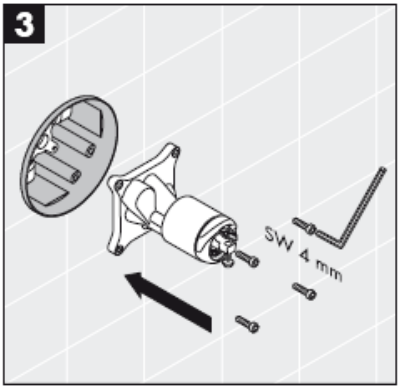
3
SW 4 mm

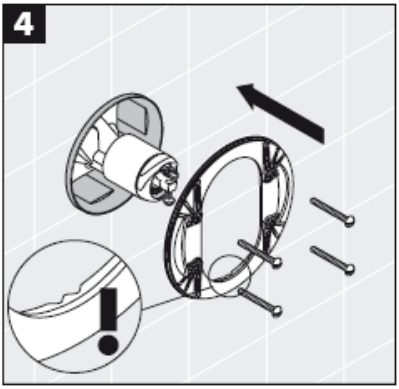
4

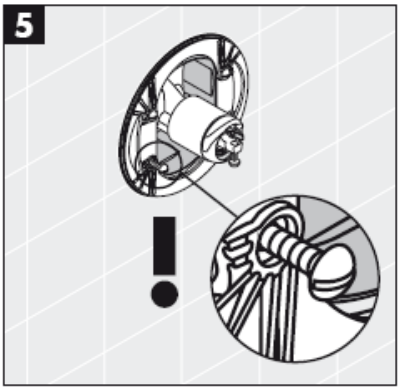
5

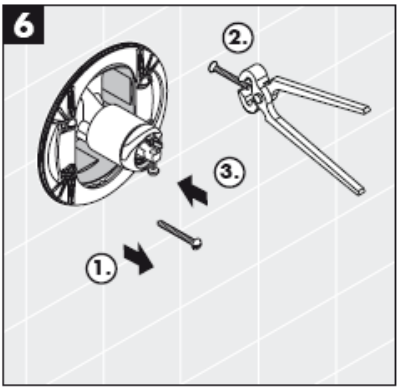
6
2.
3.
1.

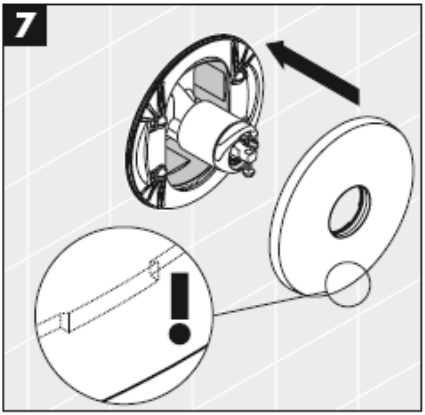

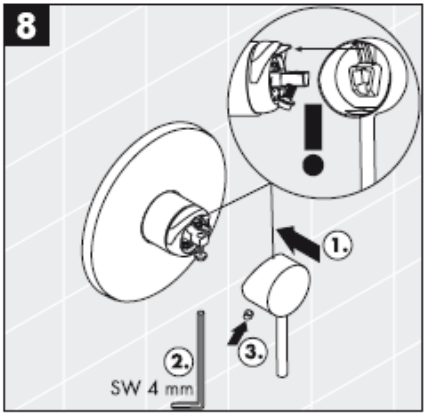

* Silikon (neutralny)

Montaż

Uwaga! Armatura musi być zamontowana, przepłukana i wypróbowana według obowiązujących norm!

Obsługa

Pociągnięcie rączki natrysku powoduje otwarcie mieszacza. Odchylenie w lewą stronę= ciepła woda,odchylenie w prawą stronę= zimna woda.

Dane techniczne

Ciśnienie robocze:	max. 1 MPa
Zalecane ciśnienie robocze:	0,1 – 0,5 MPa
Ciśnienie próbne:	1,6 MPa
(1 MPa = 10 bary = 147 PSI)	
Temperatura wody gorącej:	max. 80° C
Zalecana temperatura wody gorącej:	65° C
Wydajność przepływu:	ca. 32 l/min 0,3 MPa

Mieszacze jednouchwytowe Hansgrohe mogą być stosowane w połączeniu z przepływowymi podgrzewaczami wody, sterowanymi hydraulicznie i termicznie, gdy ciśnienie wody wynosi co najmniej 0,15 MPa.

Mieszacz jednouchwytowy z ogranicznikiem temperatury wody, ustawianie, patrz str. _1b.
W połączeniu z przepływowym podgrzewaczem wody ogranicznik temperatury wody nie jest konieczny.

Części serwisowe patrz strona 3

1	Uchwyt Stark / Stark X	10490XXX
1.1	Zaślepka uchwyt	96338000
2	Uchwyt Uno „Zero“	38090XXX
3	Uchwyt Uno	38091XXX
4	Uchwyt Uno²	98553XXX
5	UchwytCitterio	39491XXX
6	UchwytCitterio M	34096000
7	Rozeta Starck / Uno	96452XXX
8	Rozeta Citterio	96749XXX
9	Rozeta Starck X	97449000
10	Rozeta Citterio M	98968000
11	Rozeta kulowa (Rotating Protector)	96395XXX
12	Śruby rozety nośnej	96454000
13	Rozeta nośna	96447000
14	Nakrętka	96461000
15	Śruba zabezpieczająca	96059000
16	Tłumik	94073000
17	Wkład kpl.	92730000
18	Uszczelka	95008000
19	Przedłużacz 25 mm	13595000

XXX **= kody wykończenia powierzchni**

000 chrom
810 satinox®

Znak jakości

	DVGW	P-IX	SVGW	ACS	NF	WRAS	KIWA
10616XXX	X	PA-IX 9710/IB	X			X	X
10645000	X	PA-IX 9710/IB	X			X	X
34625000	X	PA-IX 9710/IB					
38605XXX		PA-IX 9060/IA				X	X
38615XXX	X	PA-IX 9710/IB	X			X	X
38625XXX	X	PA-IX 9710/IB	X			X	X
39655XXX	X	PA-IX 9710/IB	X			X	X

Usterka	Przyczyna	Pomoc
Uchwyt armatury pracuje z wysiłkiem	-Uszkodzony wkład, zakamieniony	-Wymiana wkładu
Armatura cieknie	-Uszkodzony wkład, osady	-Wymiana wkładu
Za niska temperatura ciepłej wody, brak zimnej wody.	-Niewłaściwe ustawienie ogranicznik ciepłej wody	-Ustawić ogranicznik ciepłej wody
Przepływowy podgrzewacz wody uruchamia się, gdy wybiera się zimną wodę.	-Przepływ krzyżowy	-Wymienić uszczelkę (14)

Ogranicznik ciepłej wody: Temperatura ciepłej wody 60 C, temperatura zimnej wody 10 C, ciśnienie przepływu 0,3 MPa.

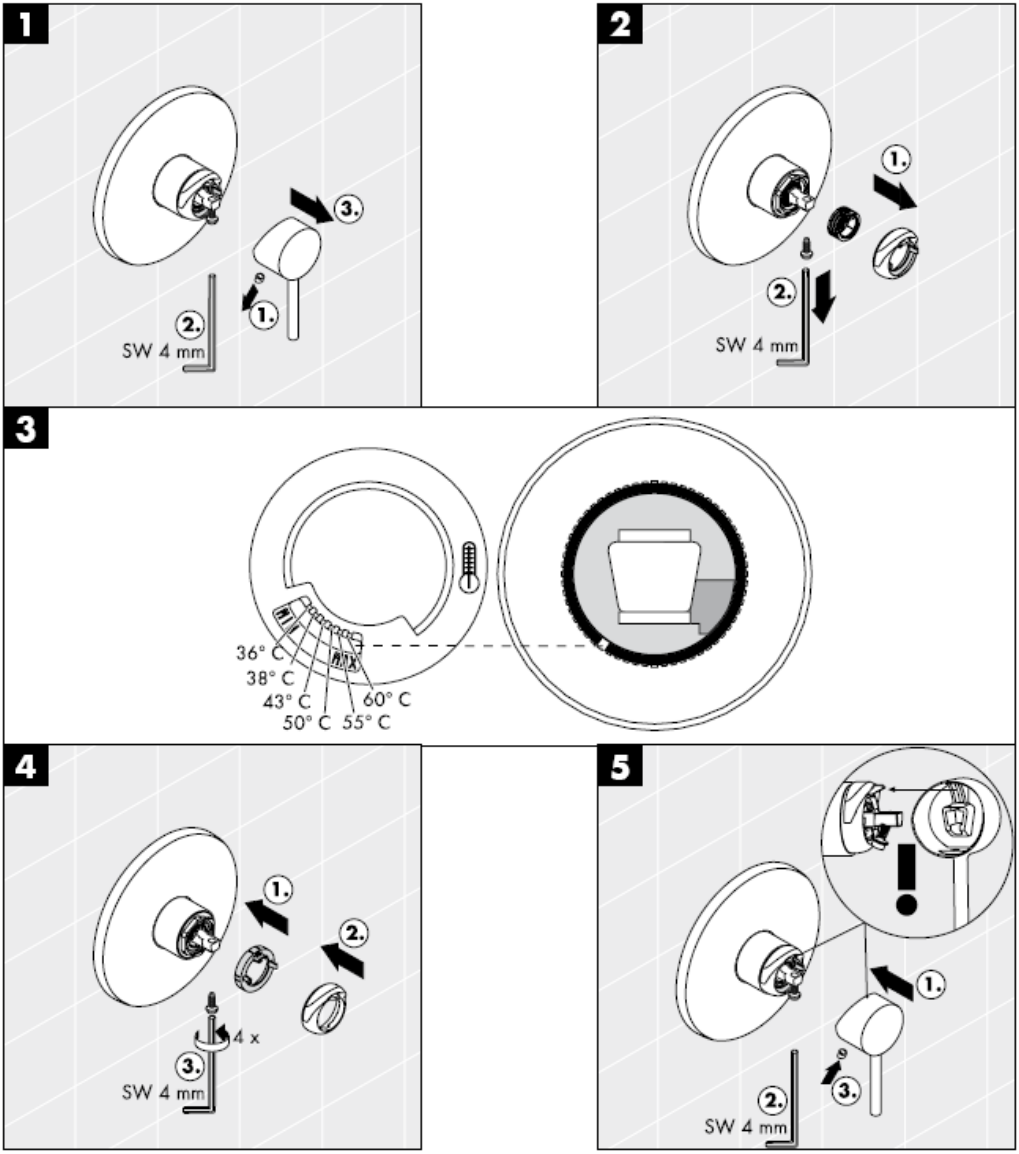

hansgrohe

Hansgrohe · Postfach 1145 · D-77761 Schiltach · Telefon +49 (0) 78 36/51-1282 · Telefax +49 (0) 7836/511440
E-Mail: info@hansgrohe.com · Internet: www.hansgrohe.com

09/2008
9.09452.07
Polski

Montážní návod

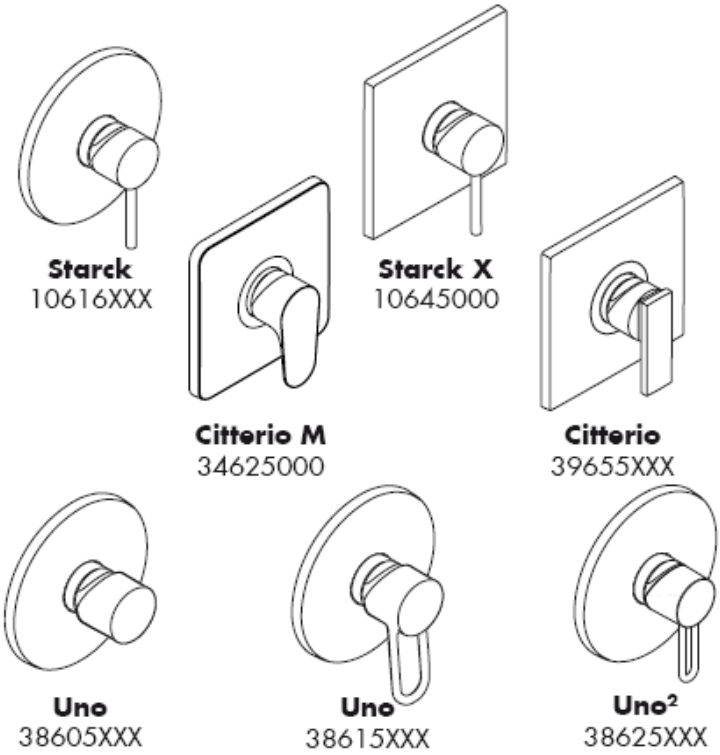

AXOR®

hansgrohe

Starck
10616XXX

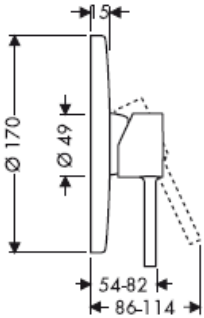

Starck X
10645000

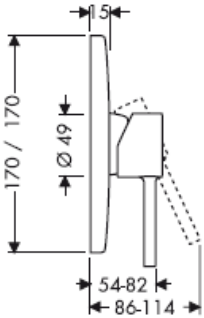

10616XXX/10645000/
38615XXX/39655XXX/
38605XXX/38625XXX
34625000

Citterio M
34625000

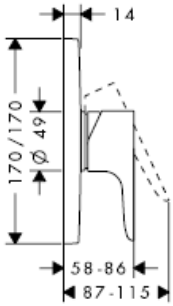

Citterio
39655XXX

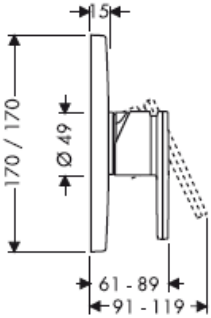

Uno
38605XXX

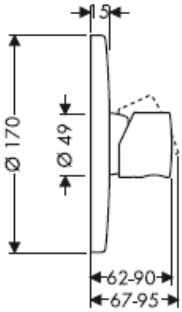

Uno
38615XXX

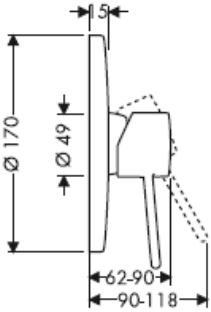

Uno²
38625XXX

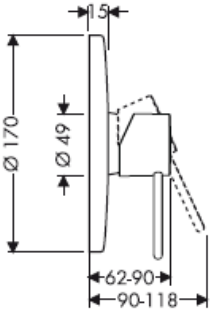

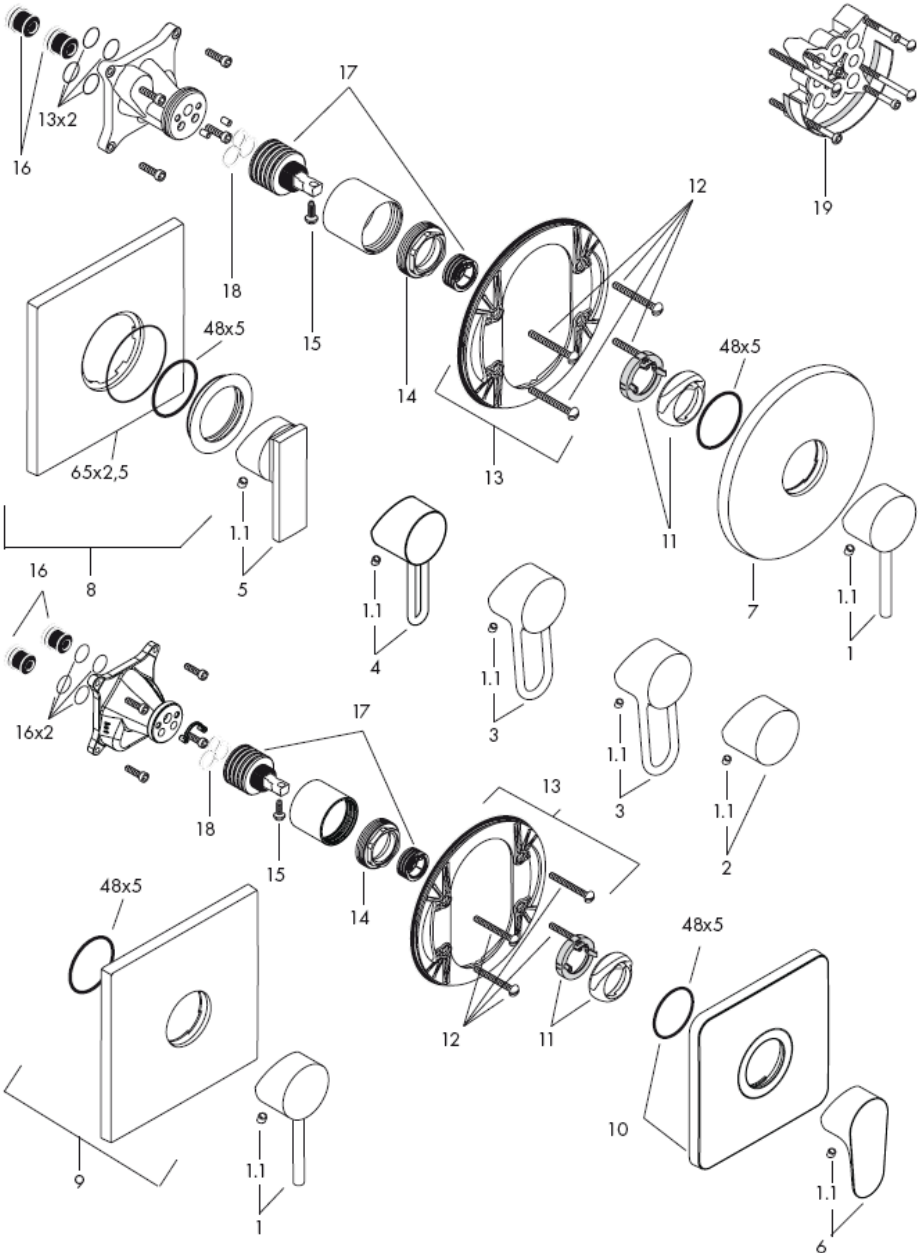
16
13x2
17
18
15
14
12
19
48x5
65x2,5
13
11
7
1.1
8
5
4
3
1
16
16x2
2
9
10
6

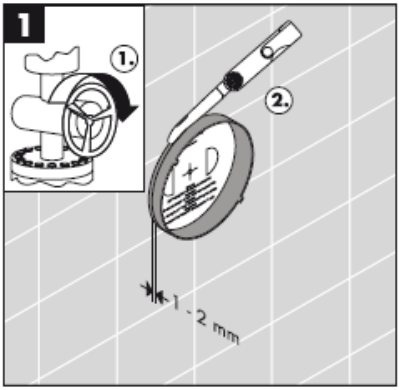
1
1.
2.
1 - 2 mm

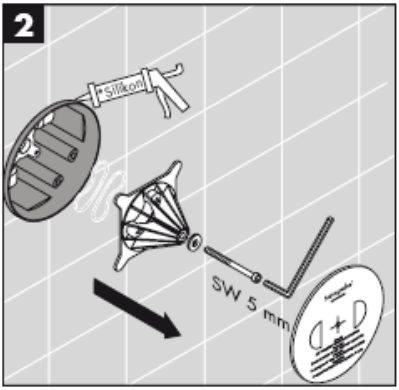
2
Silkom
SW 5 mm

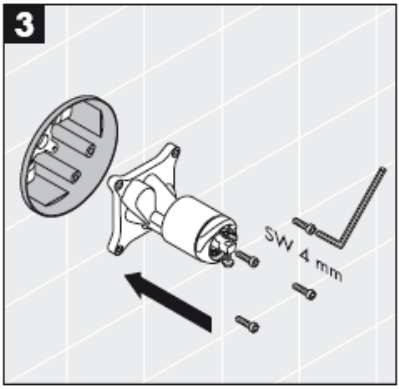
3
SW 4 mm

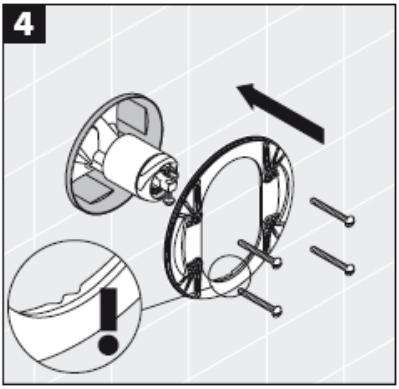
4

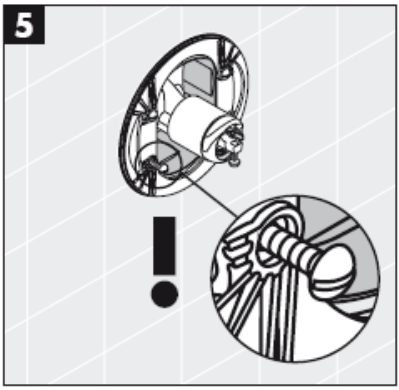
5

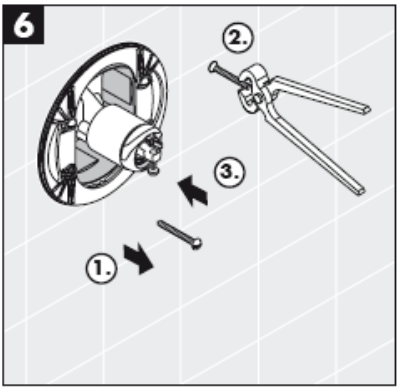
6
2.
3.
1.

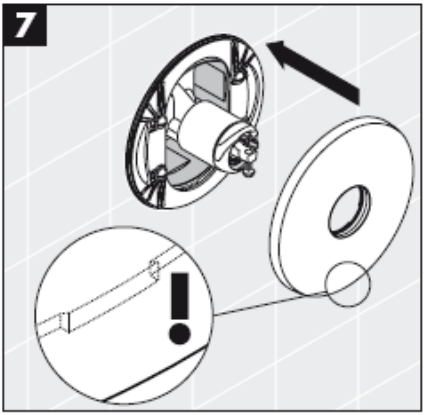

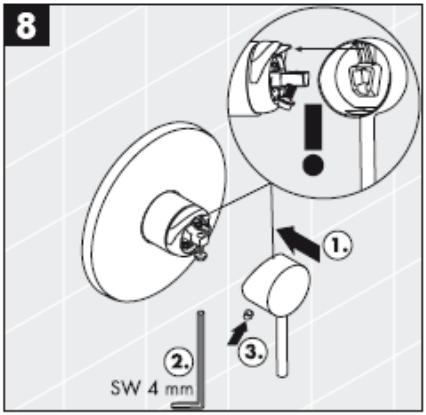

* Silikon (bez kyseliny octové!)

Montáž

Pozor! Armatura se musí montovat, proplachovat a testovat podle platných norem!

Ovládání

Baterie se otevírá zvednutím rukojeti. Otočení doleva = teplá voda, doprava = studená voda

Technické údaje

Provozní tlak:	max. 1 MPa
Doporučený provozní tlak:	0,1 – 0,5 MPa
Zkušební tlak:	1,6 MPa
(1 MPa = 10 bar = 147 PSI)	
Teplota horké vody:	max. 80° C
Doporučená teplota horké vody:	65° C
Průtok:	ca. 32 l/min 0,3 MPa

Pákové baterie Hansgrohe mohou být používány ve spojení s hydraulicky nebo tepelně řízenými průtokovými ohřívači, pokud tlak při průtoku je alespoň 0,15 MPa.

Páková baterie s omezením horké vody, seřízení viz. str. _1b.
Ve spojení s průtokovými ohřívači není uzávěr teplé vody nutný.

Servisní díly viz strana 3

1	rukojeť Stark / Stark X	10490XXX
1.1	krytka šroubu	96338000
2	rukojeť Uno „Zero“	38090XXX
3	rukojeť Uno	38091XXX
4	rukojeť Uno²	98553XXX
5	rukojeťCitterio	39491XXX
6	rukojeťCitterio M	34096000
7	rozeta Starck / Uno	96452XXX
8	rozeta Citterio	96749XXX
9	rozeta Starck X	97449000
10	rozeta Citterio M	98968000
11	krytka (Rotating Protector)	96395XXX
12	Nosné šrouby	96454000
13	Nosná rozeta	96447000
14	matka	96461000
15	Pojistný šroub	96059000
16	zvuková izolace	94073000
17	kartuše kompl.	92730000
18	těsnění	95008000
19	prodloužení 25 mm	13595000

XXX **= kód povrchové úpravy**

000 chrom
810 satinox®

zkušební značka

	DVGW	P-IX	SVGW	ACS	NF	WRAS	KIWA
10616XXX	X	PA-IX 9710/IB	X			X	X
10645000	X	PA-IX 9710/IB	X			X	X
34625000	X	PA-IX 9710/IB					
38605XXX		PA-IX 9060/IA				X	X
38615XXX	X	PA-IX 9710/IB	X			X	X
38625XXX	X	PA-IX 9710/IB	X			X	X
39655XXX	X	PA-IX 9710/IB	X			X	X

Porucha	Příčina	Odstranění
Armatura jde ztěžka	-Kartuše je vadná, zanesená vodním kamenem	-Kartuši vyměnit
Armatura odkapává	-kartuše je vadná, usazeniny	-Kartuši vyměnit
nízká teplota teplé vody .žádná studená voda průtokový ohřívač naskočí, když se navolí studená voda	-Špatně nastavená zarážka pro teplou vodu	-Seřídit zarážku pro teplou vodu
	-Křížení toků	-vyměnit těsnění (14)

Omezení teplé vody: teplota vody (teplé) 60 C, teplota studené vody 10 C, tlak proudu 0,3 MPa.

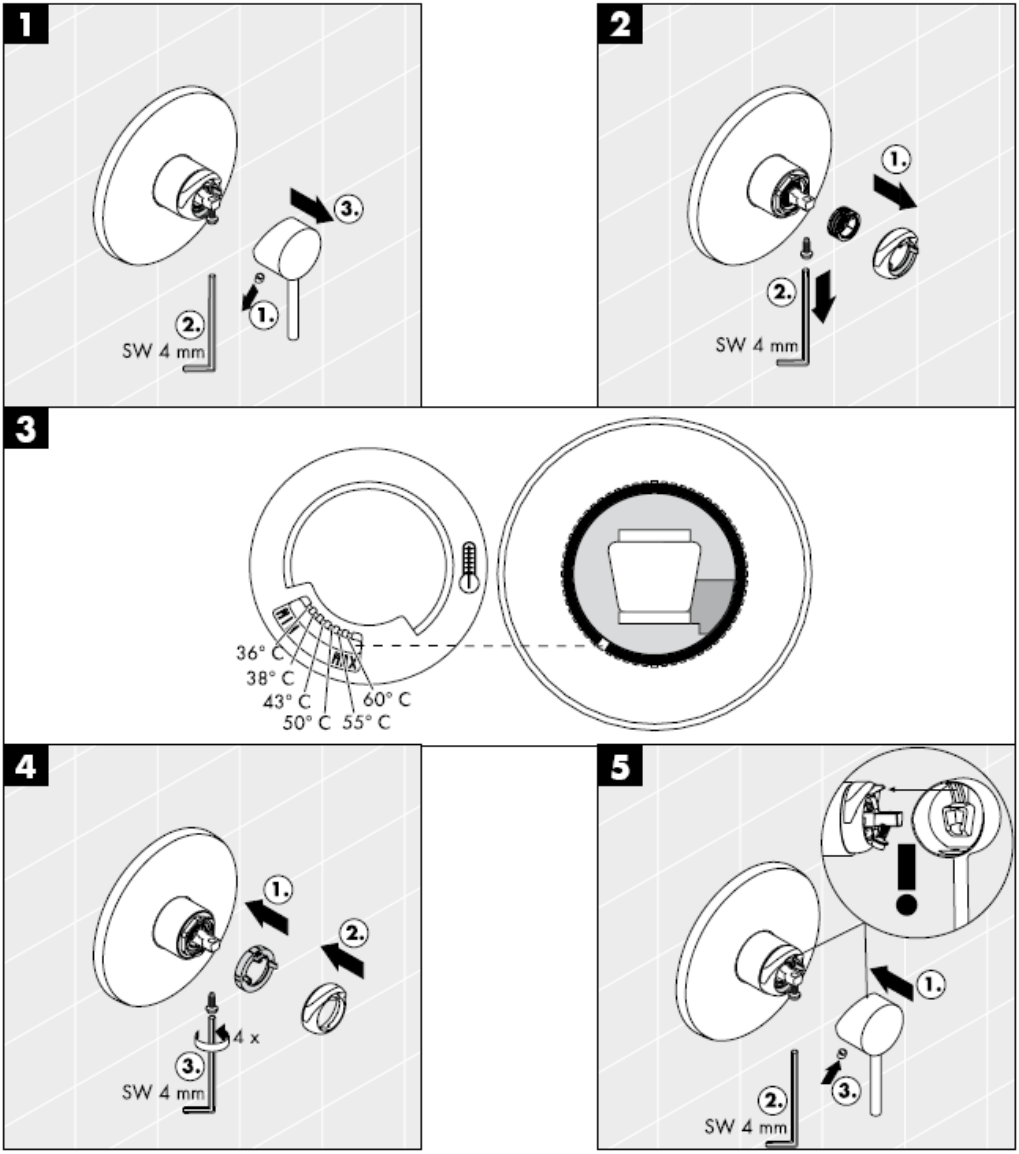

hansgrohe

Hansgrohe · Postfach 1145 · D-77761 Schiltach · Telefon +49 (0) 78 36/51-1282 · Telefax +49 (0) 7836/511440
E-Mail: info@hansgrohe.com · Internet: www.hansgrohe.com

09/2008
9.09452.07
Česky

Montážny návod

Starck
10616XXX

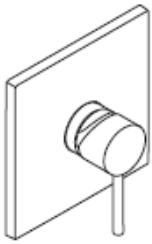

Starck X
10645000

Citterio M
34625000

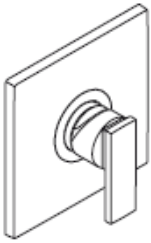

Citterio
39655XXX

Uno
38605XXX

Uno
38615XXX

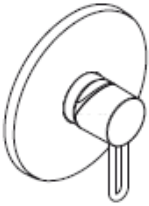

Uno²
38625XXX

AXOR®

hansgrohe

Starck
10616XXX

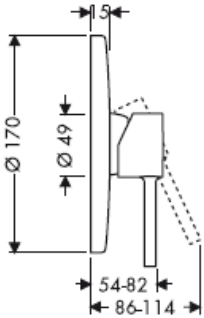

Starck X
10645000

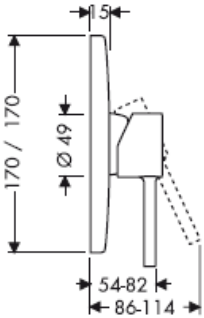

10616XXX/10645000/
38615XXX/39655XXX/
38605XXX/38625XXX
34625000

Citterio M
34625000

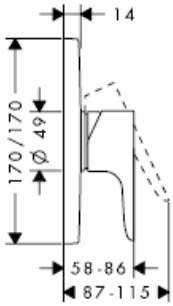

Citterio
39655XXX

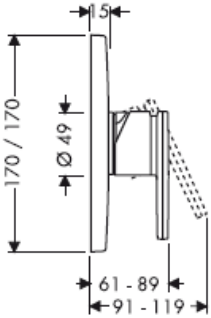

Uno
38605XXX

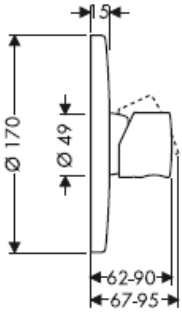

Uno
38615XXX

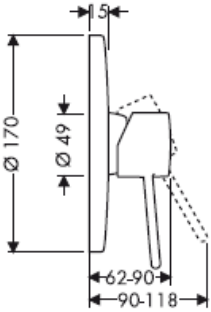

Uno²
38625XXX

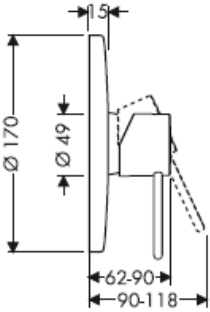

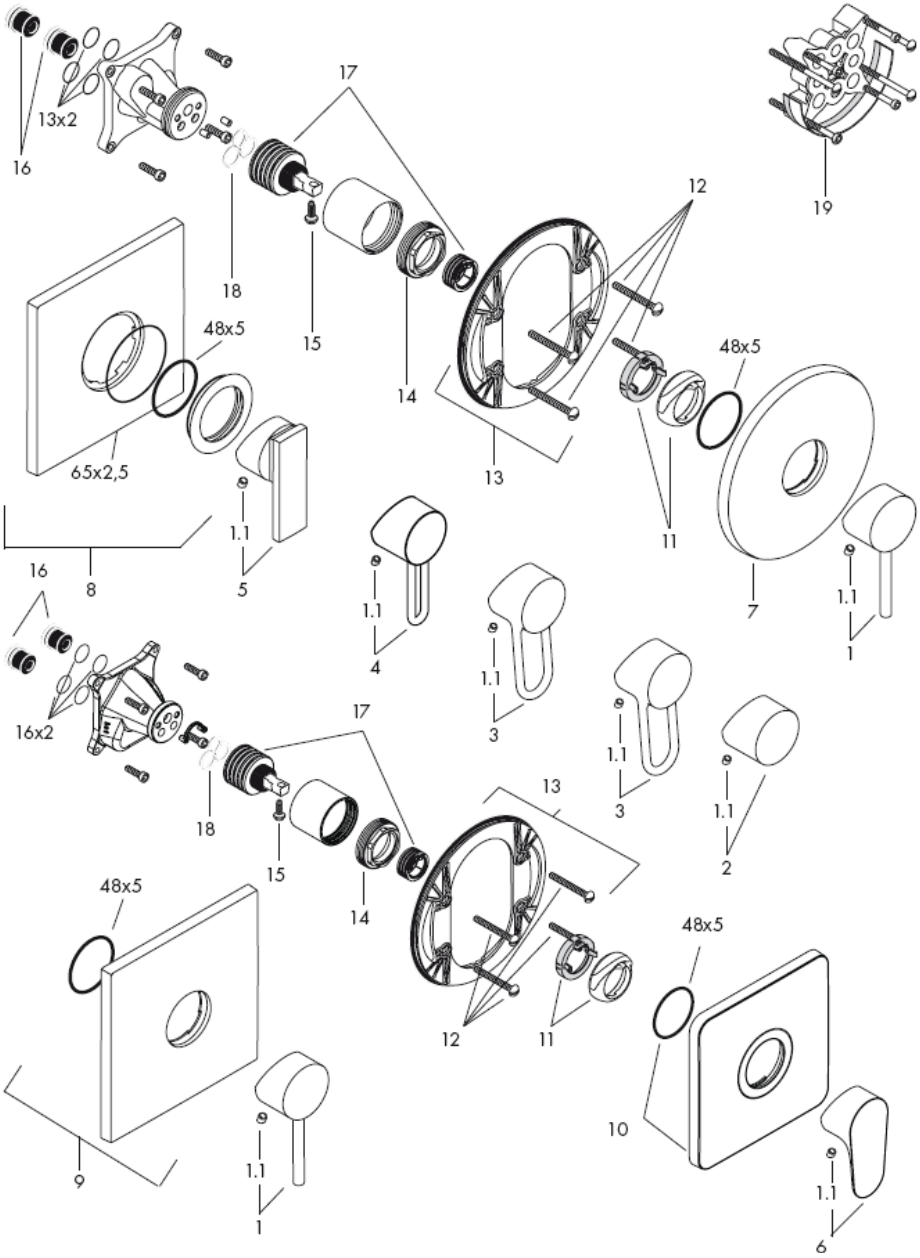
16
13x2
17
18
15
14
12
19
48x5
65x2,5
13
11
7
1.1
8
5
4
3
1
16
16x2
2
9
10
6

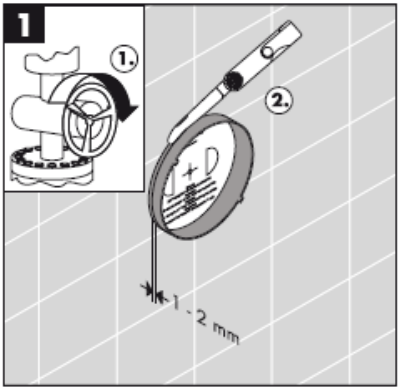
1
1.
2.
1 - 2 mm

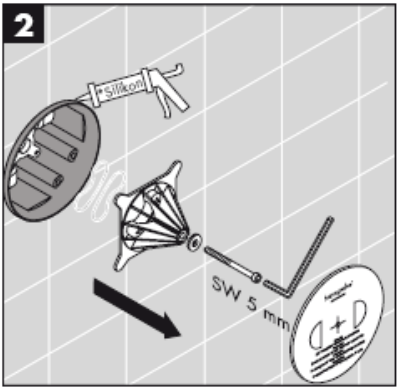
2
Silkom
SW 5 mm

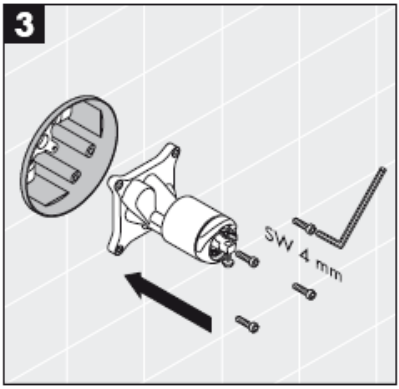
3
SW 4 mm

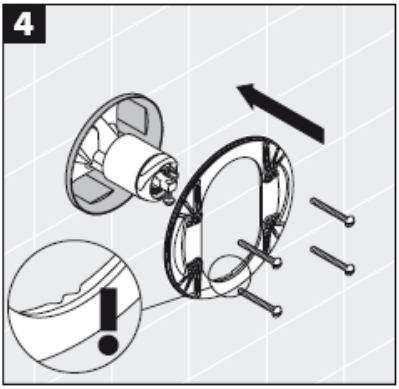
4

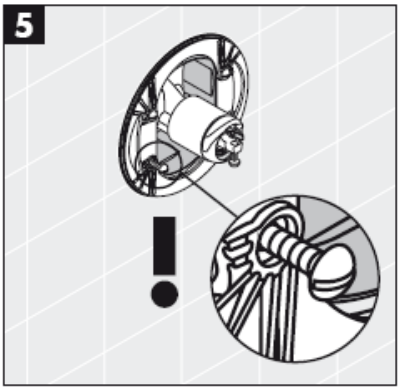
5

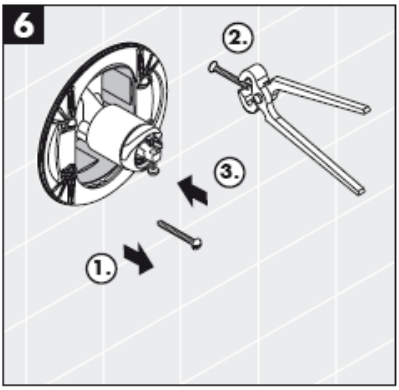
6
2.
3.
1.

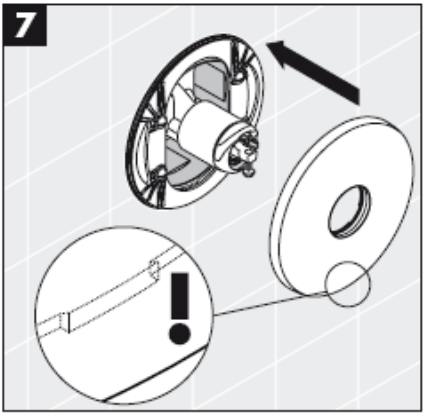

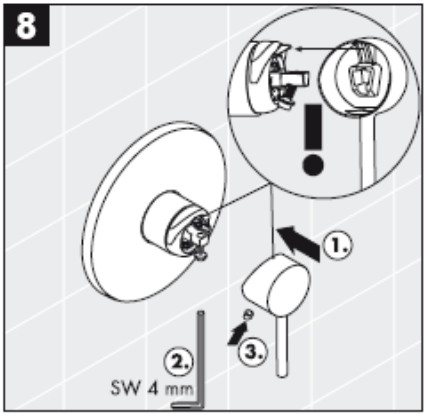

* Silikon (bez kyseliny octovej!)

Montáž

Pozor! Batéria sa musí montovať, preplachovať a testovať podľa platných noriem!

Obsluha

Nadvihnutím páky sa zmiešavacia batéria otvorí. Otočenie doľava = teplá voda, doprava = studená voda

Technické údaje

Prevádzkový tlak:	max. 1 MPa
Doporučený prevádzkový tlak:	0,1 – 0,5 MPa
Skúšobný tlak:	1,6 MPa
(1 MPa = 10 bar = 147 PSI)	
Teplota teplej vody:	max. 80° C
Doporučená teplota teplej vody:	65° C
Prietok:	ca. 32 l/min 0,3 MPa

Pákové batérie firmy Hansgrohe môžu byť používané v spojení s hydraulicky a tepelne riadenými prietokovými ohrievačmi, pokiaľ je tlak prúdu aspoň 0,15 MPa.

Páková batéria s obmedzením teplej vody, nastavenie viď.str. _1b.
V spojení s prietokovými ohrievačmi nie je uzáver teplej vody nutný.

Servisné diely viď strana 3

1	rukoväť Stark / Stark X	10490XXX
1.1	kryt skrutky	96338000
2	rukoväť Uno „Zero“	38090XXX
3	rukoväť Uno	38091XXX
4	rukoväť Uno²	98553XXX
5	rukoväťCitterio	39491XXX
6	rukoväťCitterio M	34096000
7	ružica Starck / Uno	96452XXX
8	ružica Citterio	96749XXX
9	ružica Starck X	97449000
10	ružica Citterio M	98968000
11	krytka (Rotating Protector)	96395XXX
12	Nosné skrutky	96454000
13	Nosná rozeta	96447000
14	matica	96461000
15	Poistná skrutka	96059000
16	zvuková izolácia	94073000
17	kartuša kompl.	92730000
18	tesnenie	95008000
19	Predlženie 25 mm	13595000

XXX **= kód povrchovej úpravy**

000 chróm
810 satinox®

Osvedčenie o skúške

	DVGW	P-IX	SVGW	ACS	NF	WRAS	KIWA
10616XXX	X	PA-IX 9710/IB	X			X	X
10645000	X	PA-IX 9710/IB	X			X	X
34625000	X	PA-IX 9710/IB					
38605XXX		PA-IX 9060/IA				X	X
38615XXX	X	PA-IX 9710/IB	X			X	X
38625XXX	X	PA-IX 9710/IB	X			X	X
39655XXX	X	PA-IX 9710/IB	X			X	X

Porucha	Príčina	Pomoc
Armatúra "chodí" ťažko	-Kartuša je poškodená, vápenaté usadeniny	-Vymeniť kartušu
Armatura pušča	-Chybná kartuša, usadeniny	-Vymeniť kartušu
Málo teplá voda, žiadna studená voda, prietokový ohrievač naskočí, keď sa navolí studená voda.	-Nesprávne nastavená zarážka na teplú vodu	-Nastavenie zarážky na teplú vodu
	-Kríženie tokov	-Vymeniť tesnenie (14)

Obmedzenie teplej vody: teplota teplej vody 60 C, teplota studené vody 10 C, tlak prúdu 0,3 MPa.

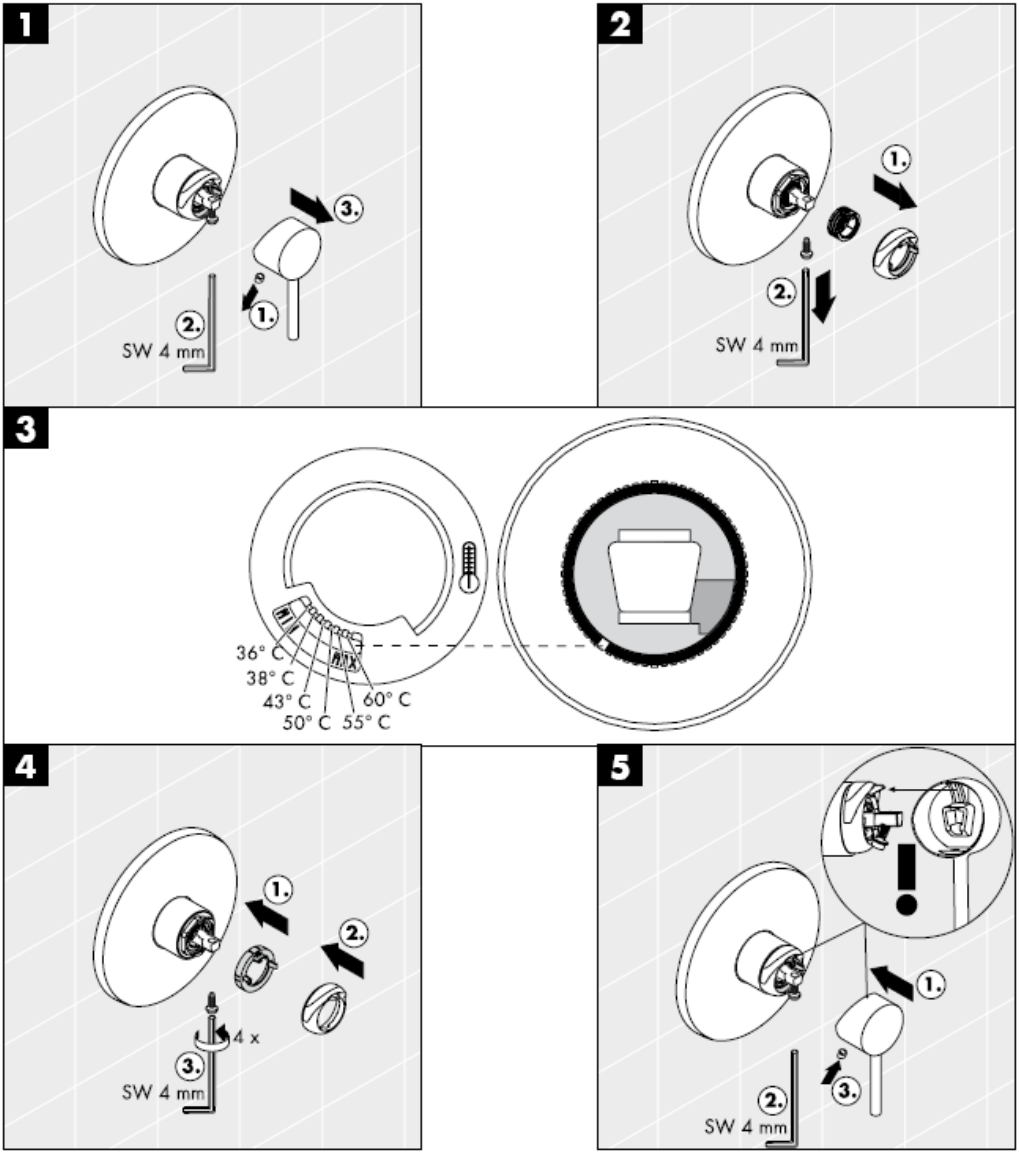

hansgrohe

Hansgrohe · Postfach 1145 · D-77761 Schiltach · Telefon +49 (0) 78 36/51-1282 · Telefax +49 (0) 7836/511440
E-Mail: info@hansgrohe.com · Internet: www.hansgrohe.com

09/2008
9.09452.07
Slovensky

组装说明

Starck
10616XXX

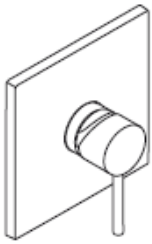

Starck X
10645000

Citterio M
34625000

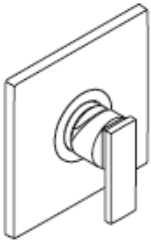

Citterio
39655XXX

Uno
38605XXX

Uno
38615XXX

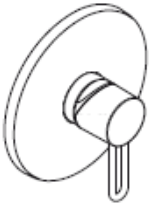

Uno²
38625XXX

AXOR®

hansgrohe

Starck
10616XXX

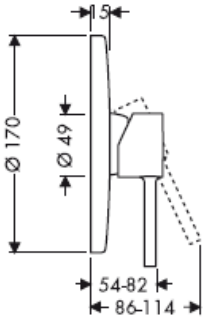

Starck X
10645000

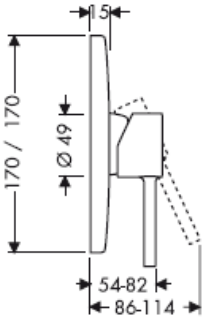

10616XXX/10645000/
38615XXX/39655XXX/
38605XXX/38625XXX
34625000

Citterio M
34625000

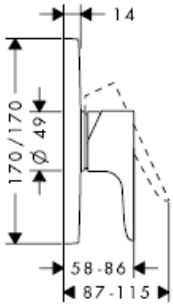

Citterio
39655XXX

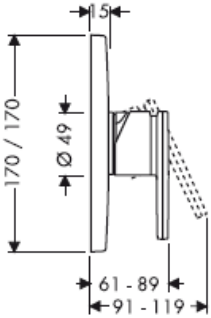

Uno
38605XXX

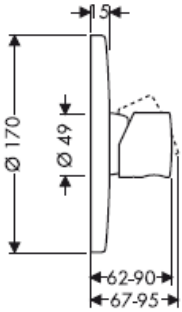

Uno
38615XXX

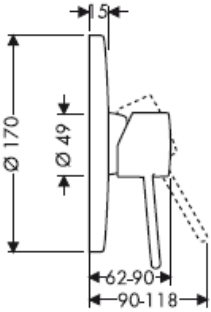

Uno²
38625XXX

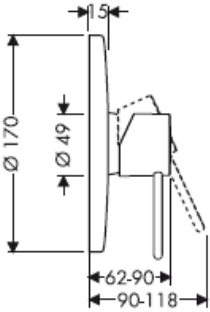

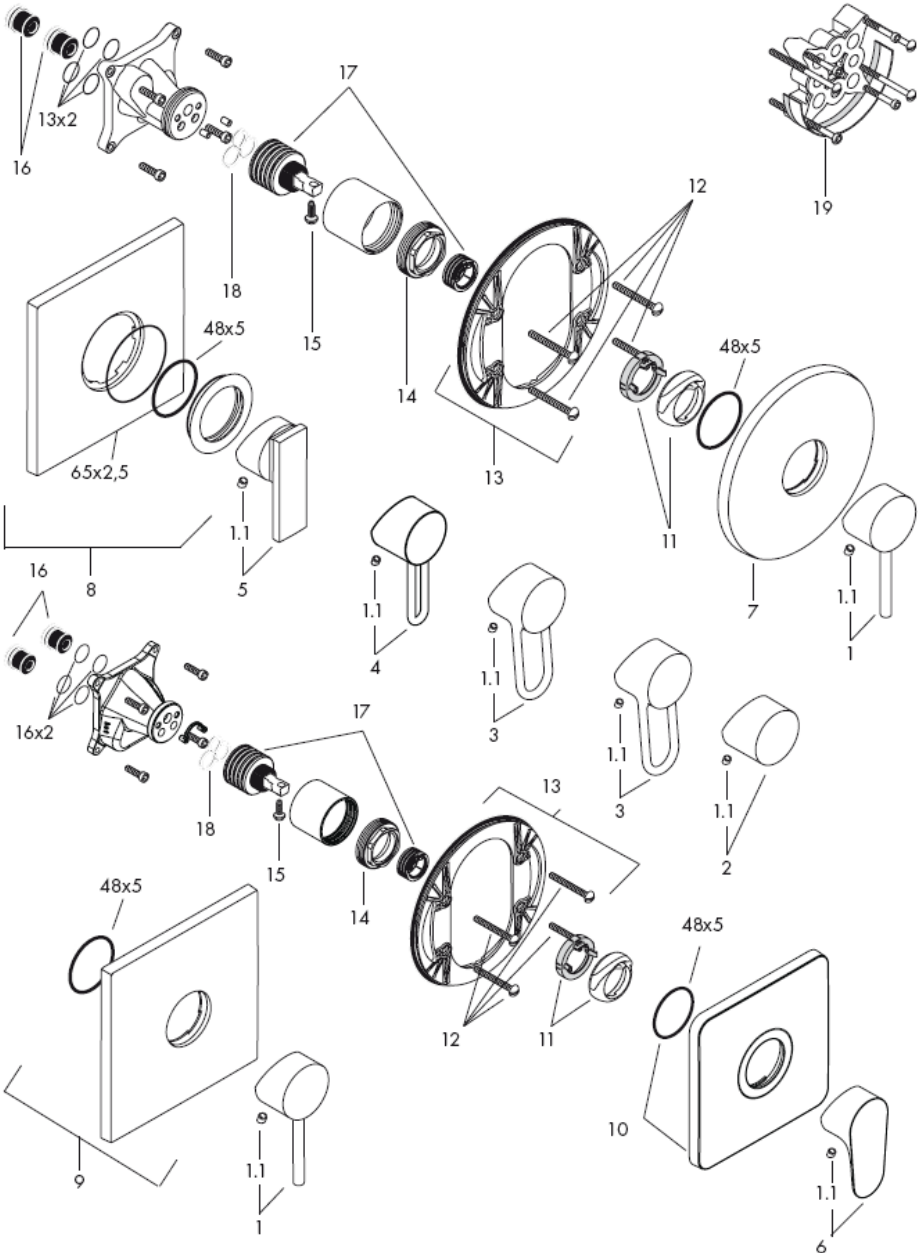
16
13x2
17
18
15
14
12
19
48x5
65x2,5
13
11
7
1.1
8
5
4
3
1
16
16x2
2
9
10
6

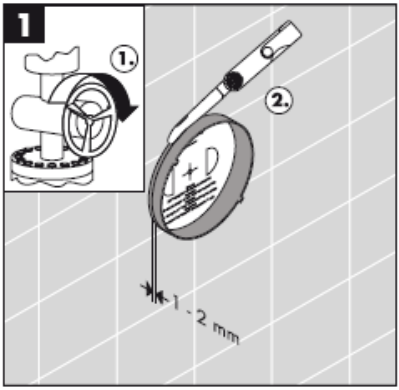
1
1.
2.
1 - 2 mm

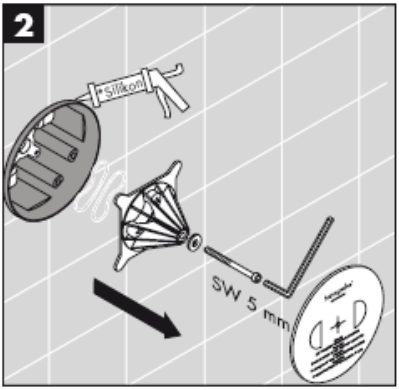
2
Silkom
SW 5 mm

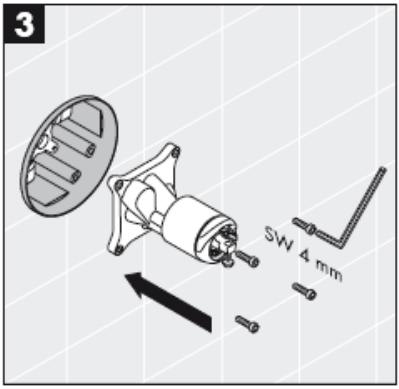
3
SW 4 mm

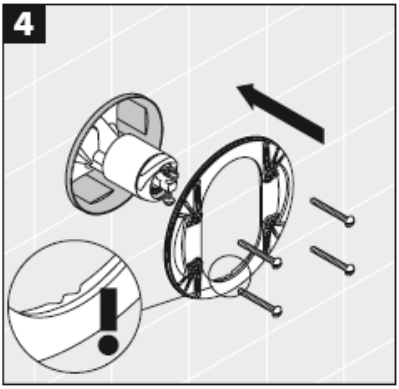
4

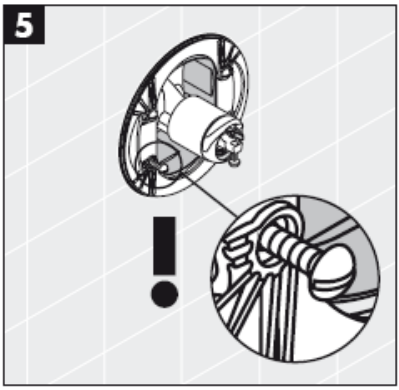
5

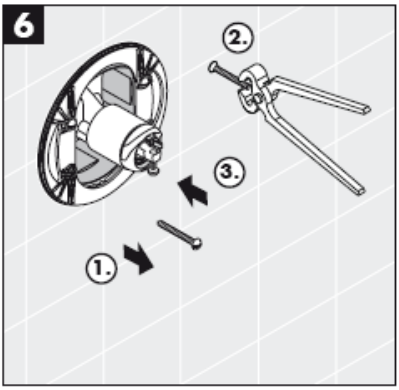
6
2.
3.
1.

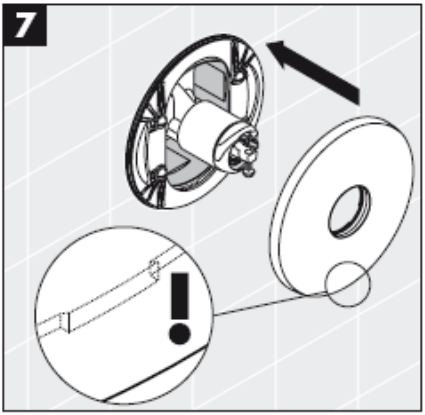

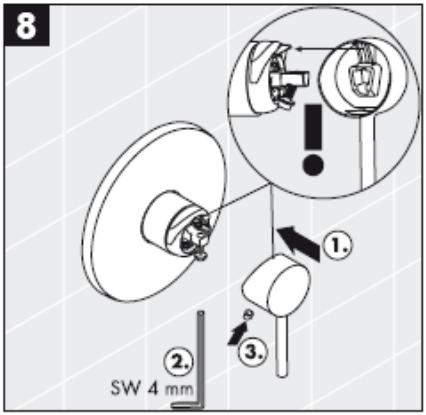

* 硅胶（不含醋酸）

安装

注意！
必须按照现行的规定安装，冲洗和测试产品！

操作

提起手柄，龙头开启。 向左 = 热水，向右 = 冷水

技术参数

工作压强：	max. 1 MPa
推荐工作压强：	0,1 – 0,5 MPa
测试压强：	1,6 MPa
(1 MPa = 10 bar = 147 PSI)	
热水温度：	max. 80° C
推荐热水温度：	65° C
流速：	ca. 32 l/min 0,3 MPa

如果水压达到0,15 MPa以上，汉斯格雅单手柄龙头可以和液压式或热控式直流式热水器一起使用。

带有热水控制器的单手柄龙头的调节方法，参见第_1b页。
如果与连续流热水器一起使用，则不必作任何调节。

备用零件 参见第页 3

1	手柄 Stark / Stark X	10490XXX
1.1	螺钉帽	96338000
2	手柄 Uno „Zero“	38090XXX
3	手柄 Uno	38091XXX
4	手柄 Uno²	98553XXX
5	手柄Citterio	39491XXX
6	手柄Citterio M	34096000
7	法兰 Starck / Uno	96452XXX
8	法兰 Citterio	96749XXX
9	法兰 Starck X	97449000
10	法兰 Citterio M	98968000
11	法兰 (Rotating Protector)	96395XXX
12	固定螺丝	96454000
13	底板	96447000
14	螺母	96461000
15	保险螺丝	96059000
16	消音器	94073000
17	阀体	92730000
18	垫圈	95008000
19	加长	13595000

XXX = 颜色代码

000 镀铬
810 压光®

检验标记

	DVGW	P-IX	SVGW	ACS	NF	WRAS	KIWA
10616XXX	X	PA-IX 9710/IB	X			X	X
10645000	X	PA-IX 9710/IB	X			X	X
34625000	X	PA-IX 9710/IB					
38605XXX		PA-IX 9060/IA				X	X
38615XXX	X	PA-IX 9710/IB	X			X	X
38625XXX	X	PA-IX 9710/IB	X			X	X
39655XXX	X	PA-IX 9710/IB	X			X	X

问题	原因	补救
龙头不灵活	-滤筒损坏，结垢	-更换滤筒
龙头滴水	-滤筒损坏，沉淀	-更换滤筒
热水温度过低，没有冷水。选择冷水时，热水器启动。	-热水控制器设置错误	-设置热水控制器
	-交叉流动	-更换密封（14）

热水限制：热水温度60 C，冷水温度10 C， 流动压力0,3 Mpa

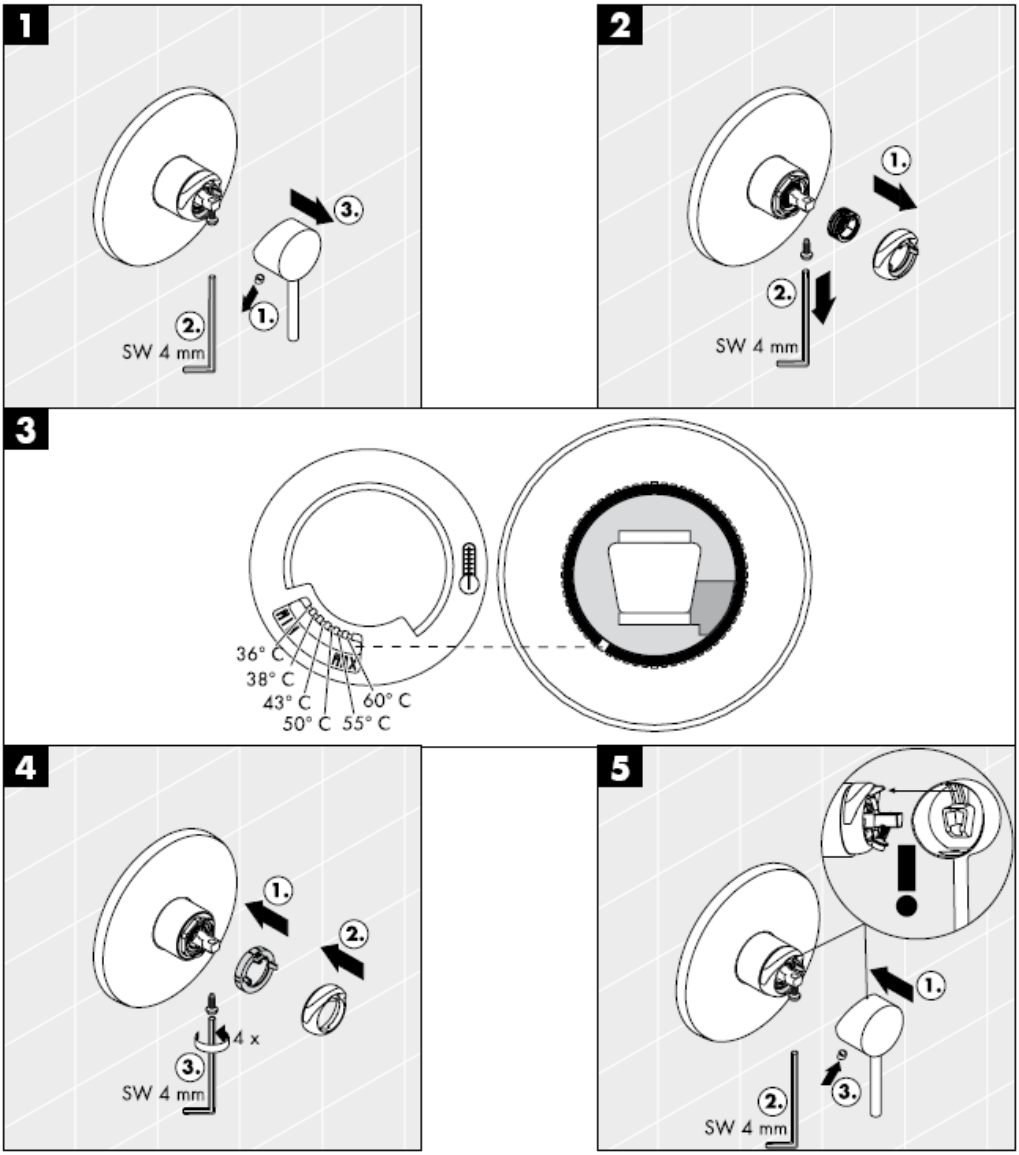

hansgrohe

Hansgrohe · Postfach 1145 · D-77761 Schiltach · Telefon +49 (0) 78 36/51-1282 · Telefax +49 (0) 7836/511440
E-Mail: info@hansgrohe.com · Internet: www.hansgrohe.com

09/2008
9.09452.07
中文

Инструкция по монтажу

Starck
10616XXX

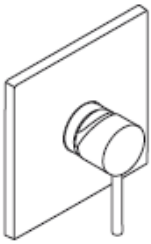

Starck X
10645000

Citterio M
34625000

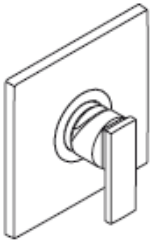

Citterio
39655XXX

Uno
38605XXX

Uno
38615XXX

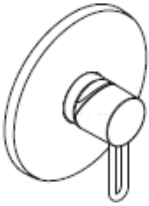

Uno²
38625XXX

AXOR®

hansgrohe

Starck
10616XXX

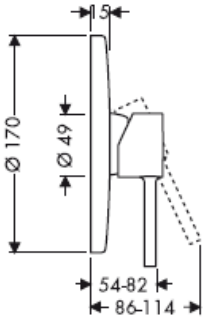

Starck X
10645000

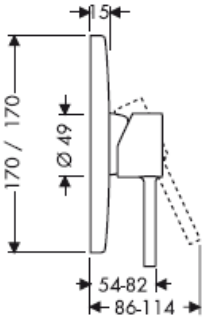

10616XXX/10645000/
38615XXX/39655XXX/
38605XXX/38625XXX
34625000

Citterio M
34625000

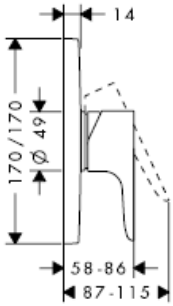

Citterio
39655XXX

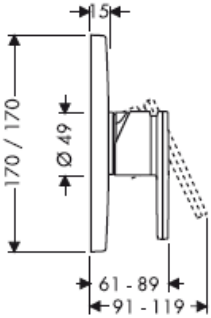

Uno
38605XXX

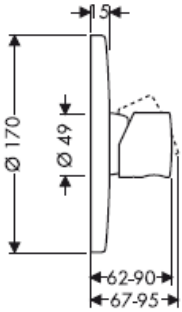

Uno
38615XXX

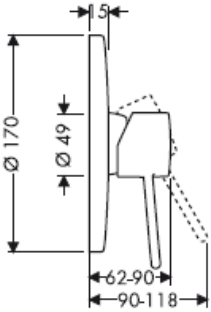

Uno²
38625XXX

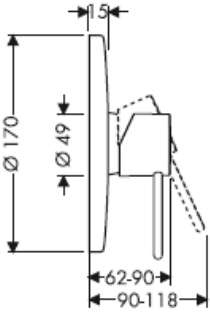

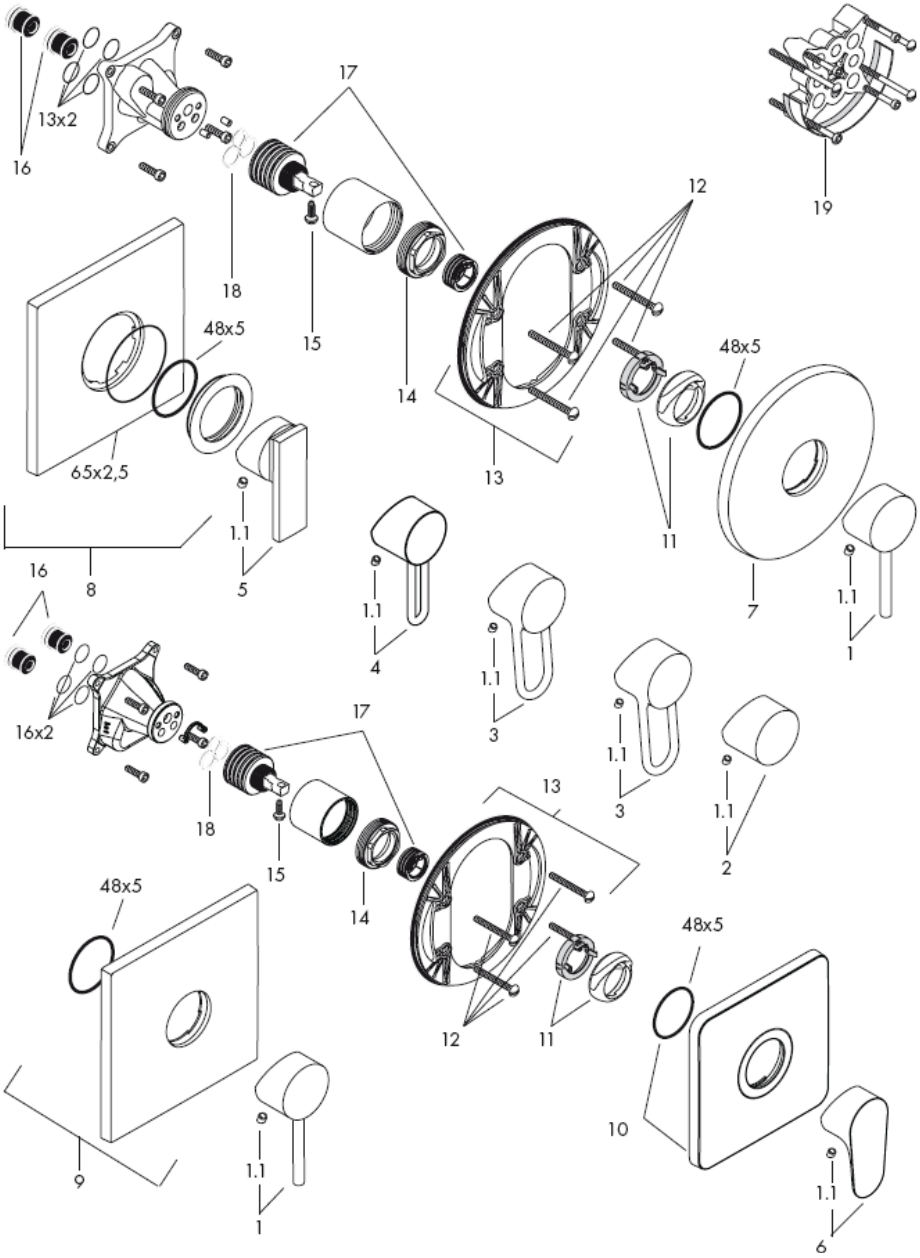
16
13x2
17
18
15
14
12
19
48x5
65x2,5
13
11
7
1.1
8
5
4
3
1
16
16x2
2
9
10
6

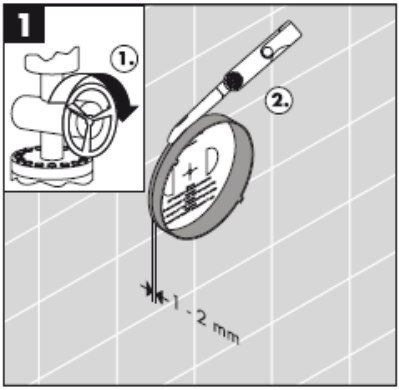
1
1.
2.
1 - 2 mm

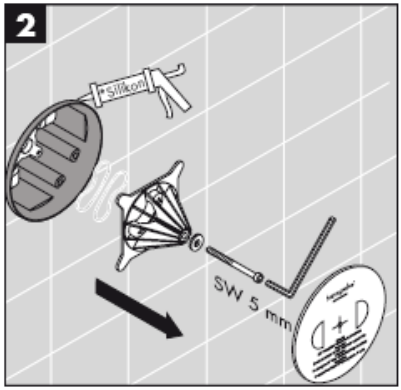
2
Silkom
SW 5 mm

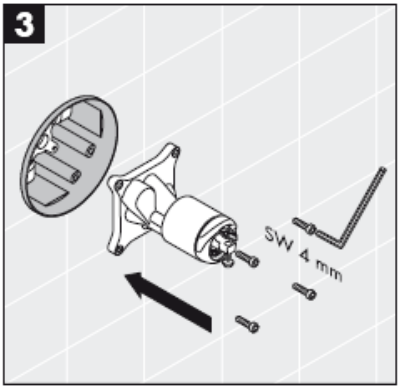
3
SW 4 mm

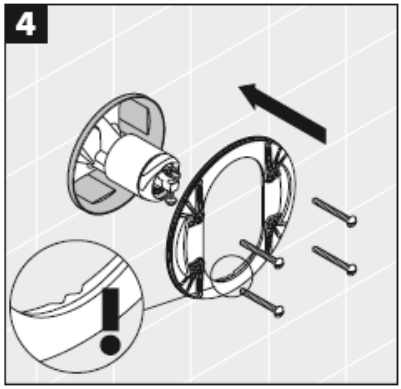
4

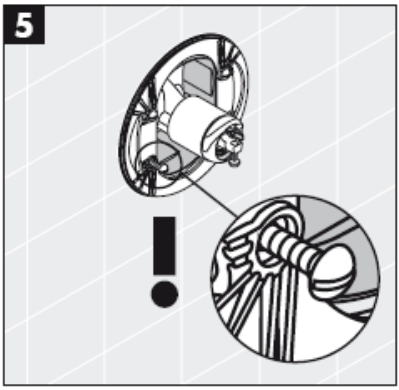
5

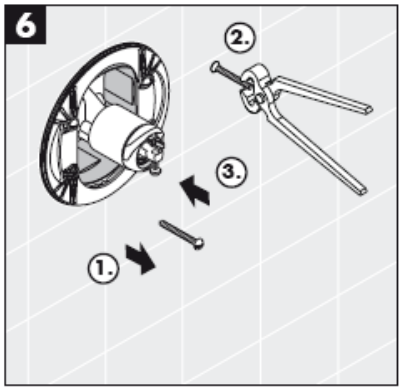
6
2.
3.
1.

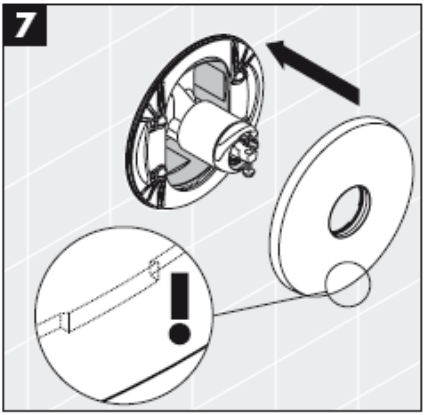

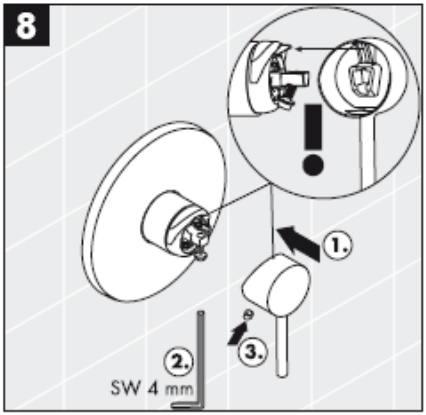

* Силикон (не содержит уксусной кислоты!)

Монтаж

ВНИМАНИЕ! Смеситель должен быть смонтирован по действующим нормам и в соответствии с настоящей инструкцией, проверен на геметичность и безупречность работы

Эксплуатация

смеситель открывается поднятием рычага. Поворот рычага налево открывает горячую воду; Поворот влево = горячая вода, вправо = холодная вода.

Технические данные

Рабочее давление:	max. 1 MPa
Рекомендуемое рабочее давление:	0,1 – 0,5 MPa
Давлении:	1,6 MPa
(1 МПа = 10 bar = 147 PSI)	
Температура горячей воды:	max. 80° C
Рекомендуемая темп. гор. воды:	65° C
Пропускная способность:	ca. 32 l/min 0,3 MPa

Однорычажные смесители фирмы HANSGROHE можно использоватЬ с электроводонагревателями бойлерного типа при минимальном давлении 0,15 МПа.

Однорычажный смеситель имеет ограничитель расхода горячей воды (см. Стр. _1b: юстировка).

Комплект см. стр. 3

1	Рукоятка Stark / Stark X	10490XXX
1.1	Пробка декоративная	96338000
2	Рукоятка Uno „Zero“	38090XXX
3	Рукоятка Uno	38091XXX
4	Рукоятка Uno²	98553XXX
5	РукояткаCitterio	39491XXX
6	РукояткаCitterio M	34096000
7	Розетка Starck / Uno	96452XXX
8	Розетка Citterio	96749XXX
9	Розетка Starck X	97449000
10	Розетка Citterio M	98968000
11	Сферический колпачок (Rotating Protector)	96395XXX
12	Винты кронштейна	96454000
13	несущие розетки	96447000
14	Гайка	96461000
15	Установочный винт	96059000
16	глушитель шума	94073000
17	Картридж	92730000
18	Уплотнение	95008000
19	Удлинение 25 мм	13595000

XXX **= Код цвета поверхности**

000 хром
810 сатинокс®

Знак технического контроля

	DVGW	P-IX	SVGW	ACS	NF	WRAS	KIWA
10616XXX	X	PA-IX 9710/IB	X			X	X
10645000	X	PA-IX 9710/IB	X			X	X
34625000	X	PA-IX 9710/IB					
38605XXX		PA-IX 9060/IA				X	X
38615XXX	X	PA-IX 9710/IB	X			X	X
38625XXX	X	PA-IX 9710/IB	X			X	X
39655XXX	X	PA-IX 9710/IB	X			X	X

Неисправность	Причина	Устранение неисправности
Арматура работает с усилием	-Картридж неисправен, засорение накипью	-Замените картридж
Арматура протекает	-Картридж неисправен, отложения	-Замените картридж
Слишком низкая температура горячей воды. Проточный нагреватель запускается при выборе холодной воды.	-Ограничение горячей воды отрегулировано неправильно	-Отрегулируйте ограничение горячей воды
	-Перекрестный поток	-Замените уплотнение (14)

Ограничение расхода горячей воды: температура горячей воды 60 C, температура холодной воды 10 C, давление 0,3 МПа.

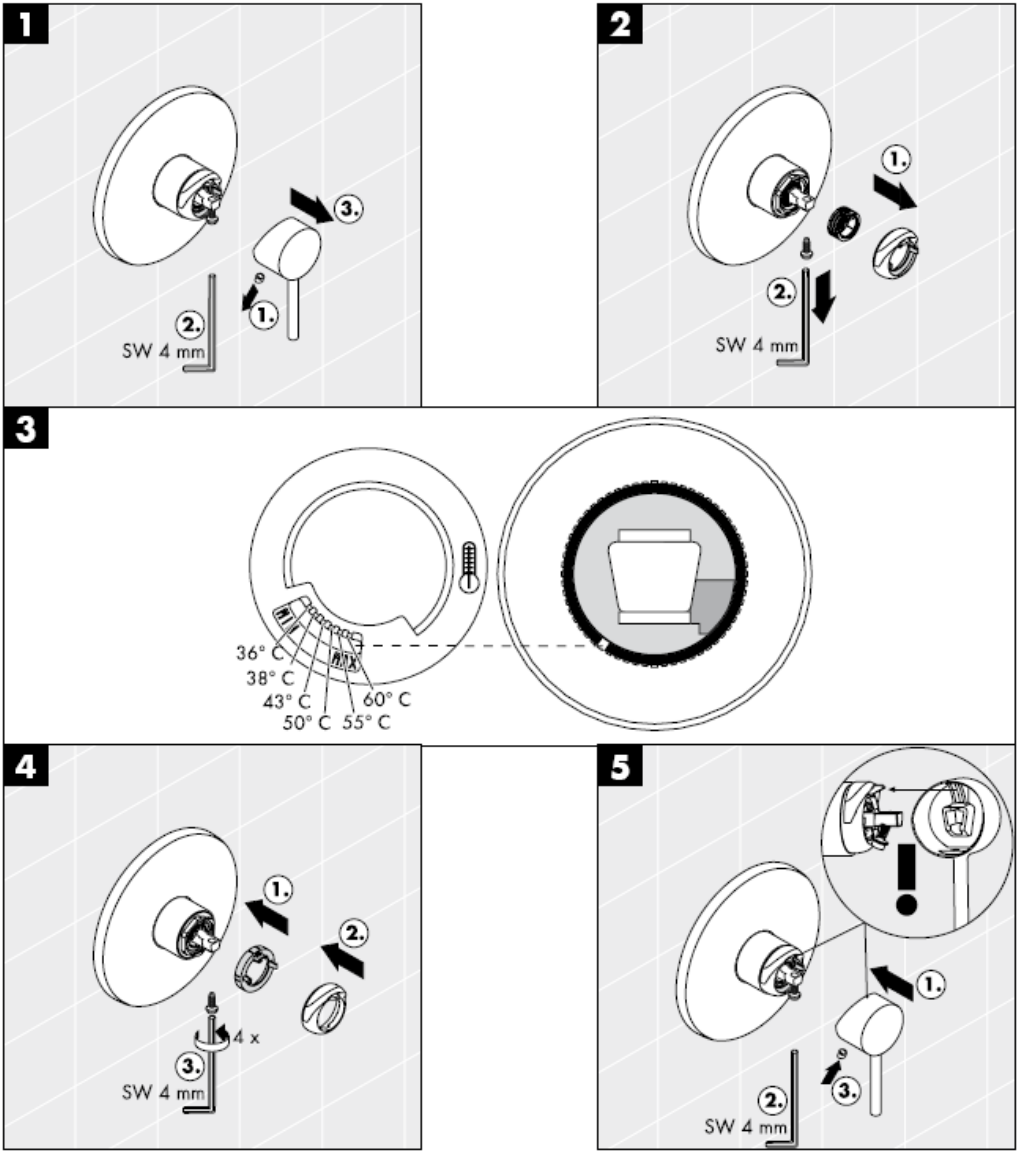

hansgrohe

Hansgrohe · Postfach 1145 · D-77761 Schiltach · Telefon +49 (0) 78 36/51-1282 · Telefax +49 (0) 7836/511440
E-Mail: info@hansgrohe.com · Internet: www.hansgrohe.com

09/2008
9.09452.07
Русский

Szerelési útmutató

Starck
10616XXX

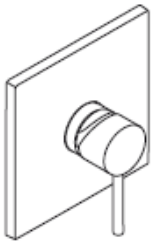

Starck X
10645000

Citterio M
34625000

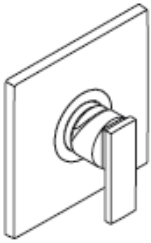

Citterio
39655XXX

Uno
38605XXX

Uno
38615XXX

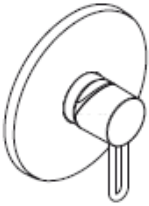

Uno²
38625XXX

AXOR®

hansgrohe

Starck
10616XXX

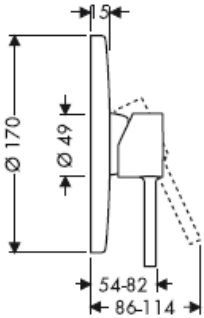

Starck X
10645000

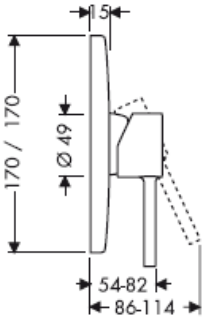

10616XXX/10645000/
38615XXX/39655XXX/
38605XXX/38625XXX
34625000

Citterio M
34625000

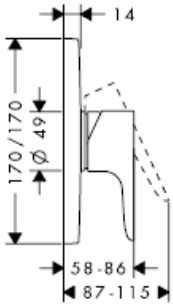

Citterio
39655XXX

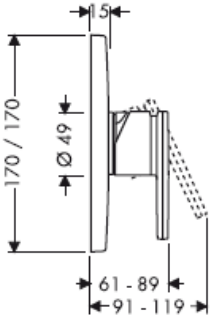

Uno
38605XXX

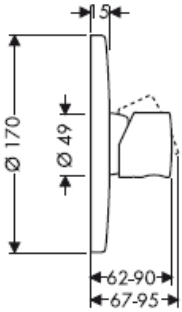

Uno
38615XXX

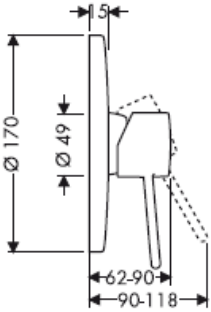

Uno²
38625XXX

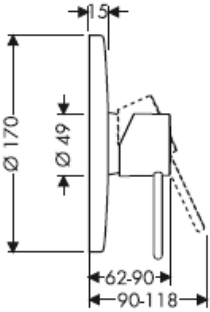

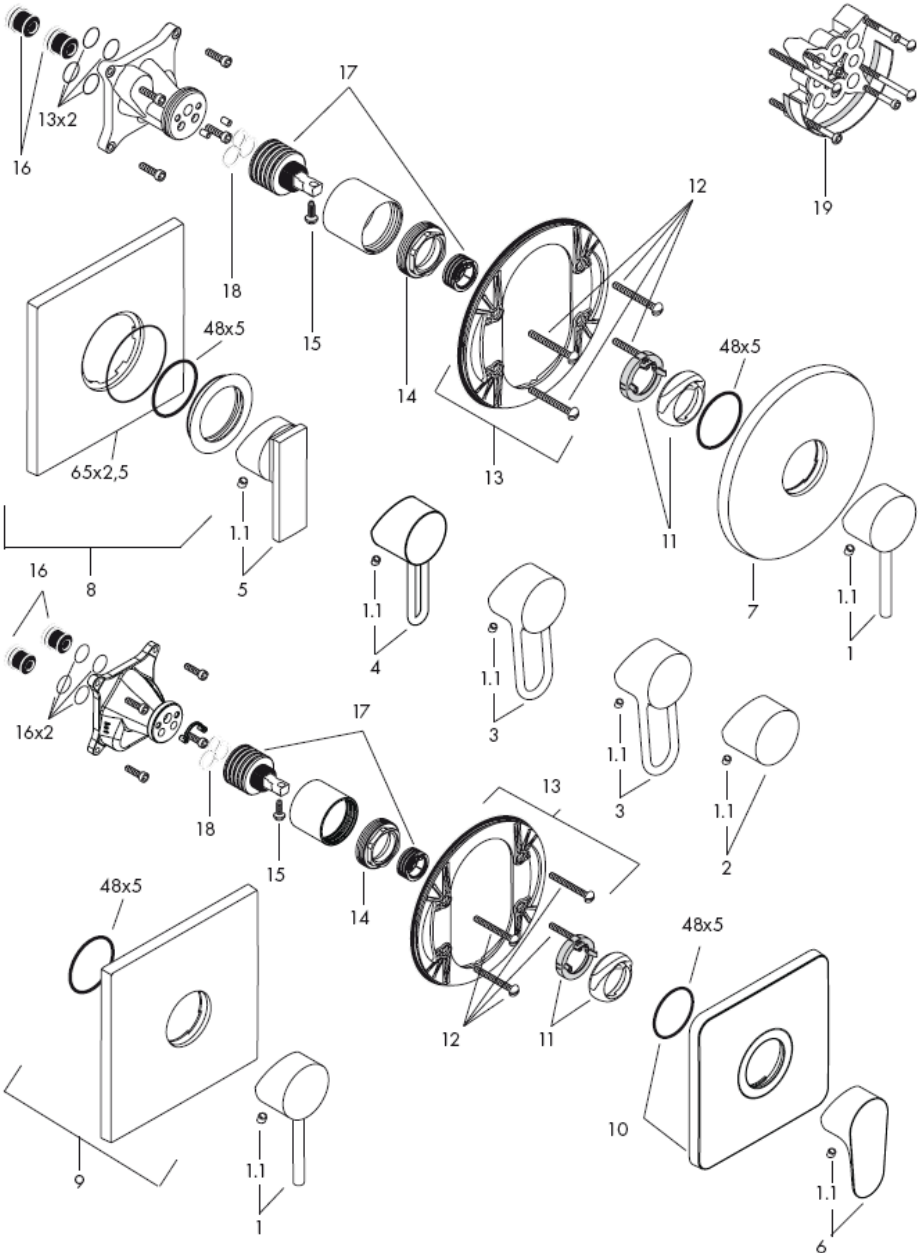
16
13x2
17
18
15
14
12
19
48x5
65x2,5
13
11
7
1.1
8
5
4
3
1
16
16x2
2
9
10
6

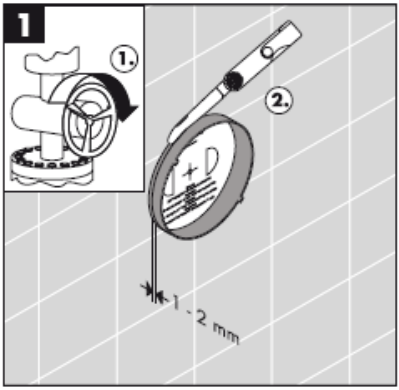
1
1.
2.
1 - 2 mm

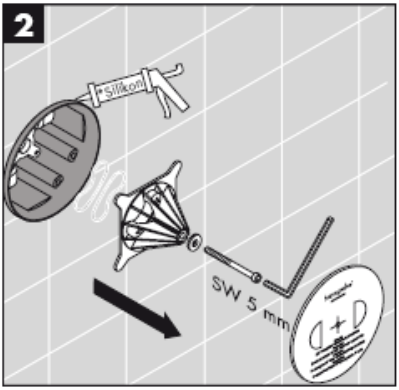
2
silicon
SW 5 mm

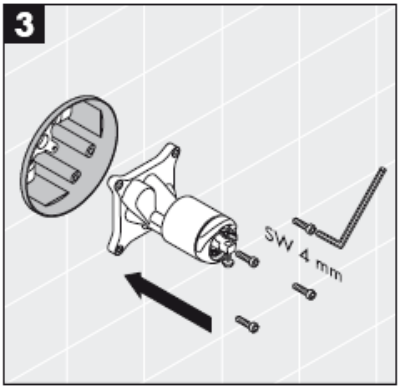
3
SW 4 mm

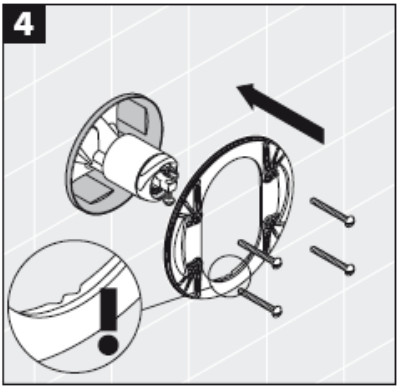
4

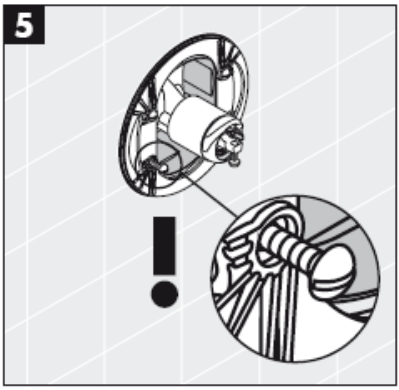
5

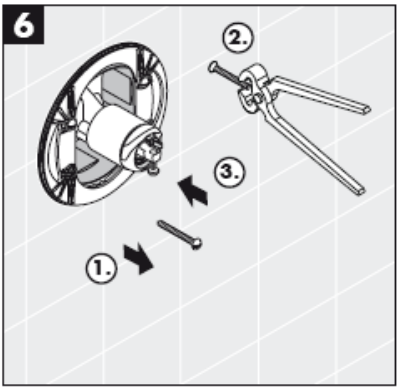
6
2.
3.
1.

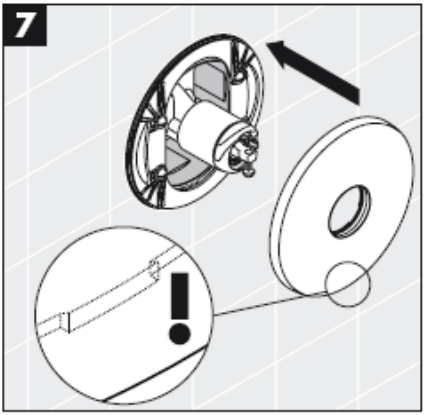

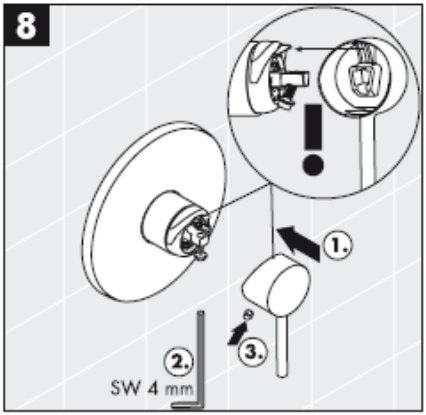

* Szilikon (ecetsavmentes!)

Szerelés

Figyelem! A csaptelepet az érvényben lévő előírásoknak megfelelően kell felszerelni, átöblíteni és ellenőrizni!

Használat

A keverőcsapot a fogantyú emelésével nyitjuk ki. Balra fordítás = meleg víz, jobbra = hideg víz.

Műszaki adatok

Üzemi nyomás:	max. 1 MPa
Ajánlott üzemi nyomás:	0,1 – 0,5 MPa
Nyomáspróba:	1,6 MPa
(1 MPa = 10 bar = 147 PSI)	
Forróvíz hőmérséklet:	max. 80° C
Forróvíz javasolt hőmérséklete:	65° C
Átfolyási teljesítmény :	ca. 32 l/min 0,3 MPa

A Hansgrohe egykaros keverő csaptelepek beépíthetők hidraulikus- és hőszabályozással ellátott átfolyós vízmelegítőknél egyaránt, ha a víznyomás legalább 0,15 MPa.

Az egykaros, melegvíz-korlátozóval ellátott keverő csaptelep beállítását lásd a _1b. oldalon. Az átfolyó rendszerű vízmelegítőknél nem szükséges a melegvíz-korlátozó.

Tartozékok lásd a oldalon 3

1	Fogantyú Stark / Stark X	10490XXX
1.1	Takaródugó a csavarhoz	96338000
2	Fogantyú Uno „Zero“	38090XXX
3	Fogantyú Uno	38091XXX
4	Fogantyú Uno²	98553XXX
5	FogantyúCitterio	39491XXX
6	FogantyúCitterio M	34096000
7	Rozetta Starck / Uno	96452XXX
8	Rozetta Citterio	96749XXX
9	Rozetta Starck X	97449000
10	Rozetta Citterio M	98968000
11	Golyórozetta (Rotating Protector)	96395XXX
12	Tartócsavarok	96454000
13	Tartórozetta	96447000
14	Anya	96461000
15	sróf	96059000
16	Hangszigetelő	94073000
17	Betét	92730000
18	Tömítés	95008000
19	Hosszabbítás 25 mm	13595000

XXX **= Színkódok**

000 króm
810 satinox®

Vizsgajel

	DVGW	P-IX	SVGW	ACS	NF	WRAS	KIWA
10616XXX	X	PA-IX 9710/IB	X			X	X
10645000	X	PA-IX 9710/IB	X			X	X
34625000	X	PA-IX 9710/IB					
38605XXX		PA-IX 9060/IA				X	X
38615XXX	X	PA-IX 9710/IB	X			X	X
38625XXX	X	PA-IX 9710/IB	X			X	X
39655XXX	X	PA-IX 9710/IB	X			X	X

Hiba	Ok	Megoldás
Nehezen nyitható a csap.	-A kerámiabetét meghibásodott, elvízkövesedett.	-A kerámiabetétet ki kell cserélni.
Csöpög a csap.	-A kerámiabetét meghibásodott, lerakódások	-A kerámiabetétet ki kell cserélni.
Túl alacsony melegvíz hőmérséklet, nincs hidegvíz. A hidegvíz kiválasztásakor beindul az átfolyós melegítő.	-A melegvíz szabályozó rosszul van beállítva. -Keresztfolyás	-A melegvíz szabályozót újra be kell állítani. -Tömítés (14) kicserélése

Melegvíz-korlátozás: melegvíz-hőmérséklet 60 C, hidegvíz-hőmérséklet 10 C, víznyomás 0,3 MPa.

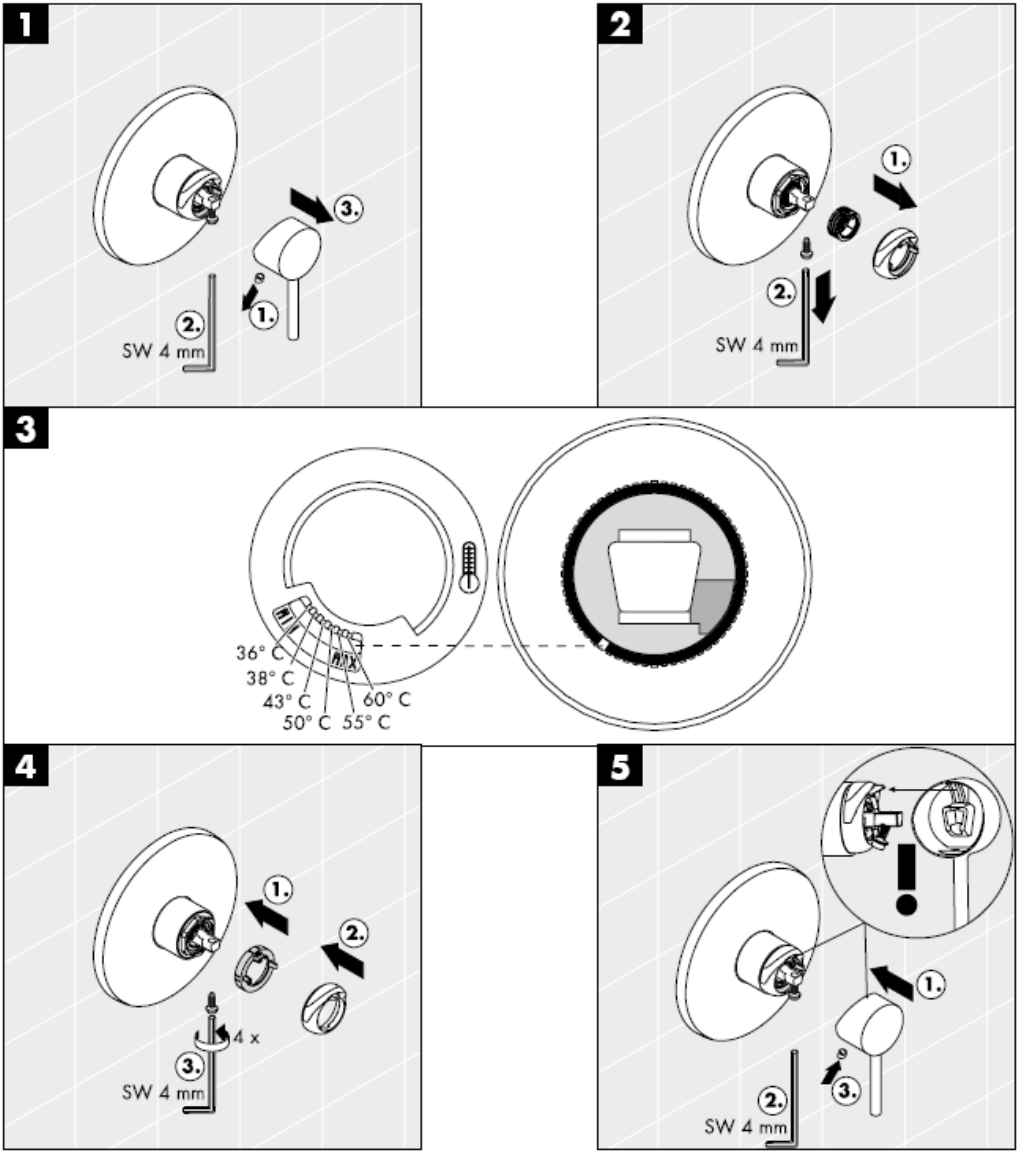

hansgrohe

Hansgrohe · Postfach 1145 · D-77761 Schiltach · Telefon +49 (0) 78 36/51-1282 · Telefax +49 (0) 7836/511440
E-Mail: info@hansgrohe.com · Internet: www.hansgrohe.com

09/2008
9.09452.07
Magyar

Asennusohje

Starck
10616XXX

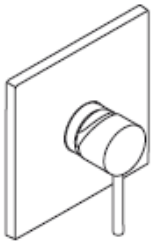

Starck X
10645000

Citterio M
34625000

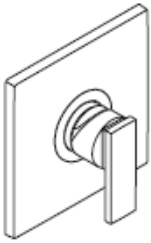

Citterio
39655XXX

Uno
38605XXX

Uno
38615XXX

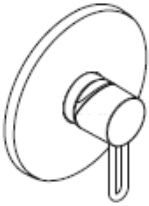

Uno²
38625XXX

AXOR®

hansgrohe

Starck
10616XXX

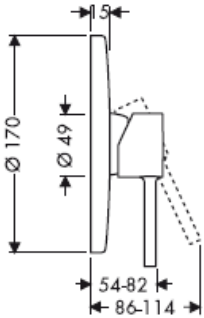

Starck X
10645000

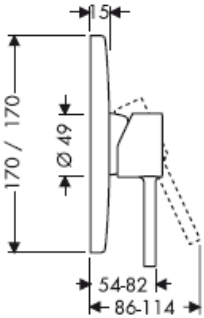

10616XXX/10645000/
38615XXX/39655XXX/
38605XXX/38625XXX
34625000

Citterio M
34625000

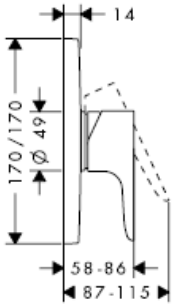

Citterio
39655XXX

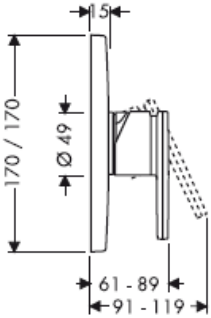

Uno
38605XXX

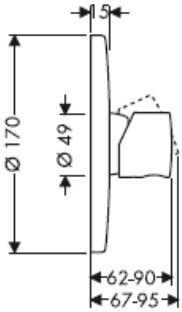

Uno
38615XXX

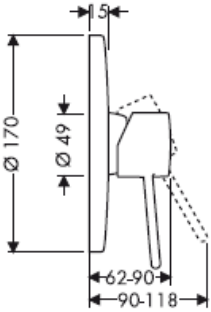

Uno²
38625XXX

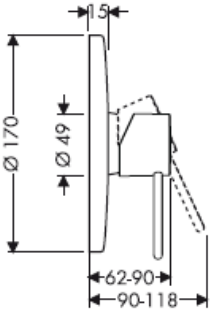

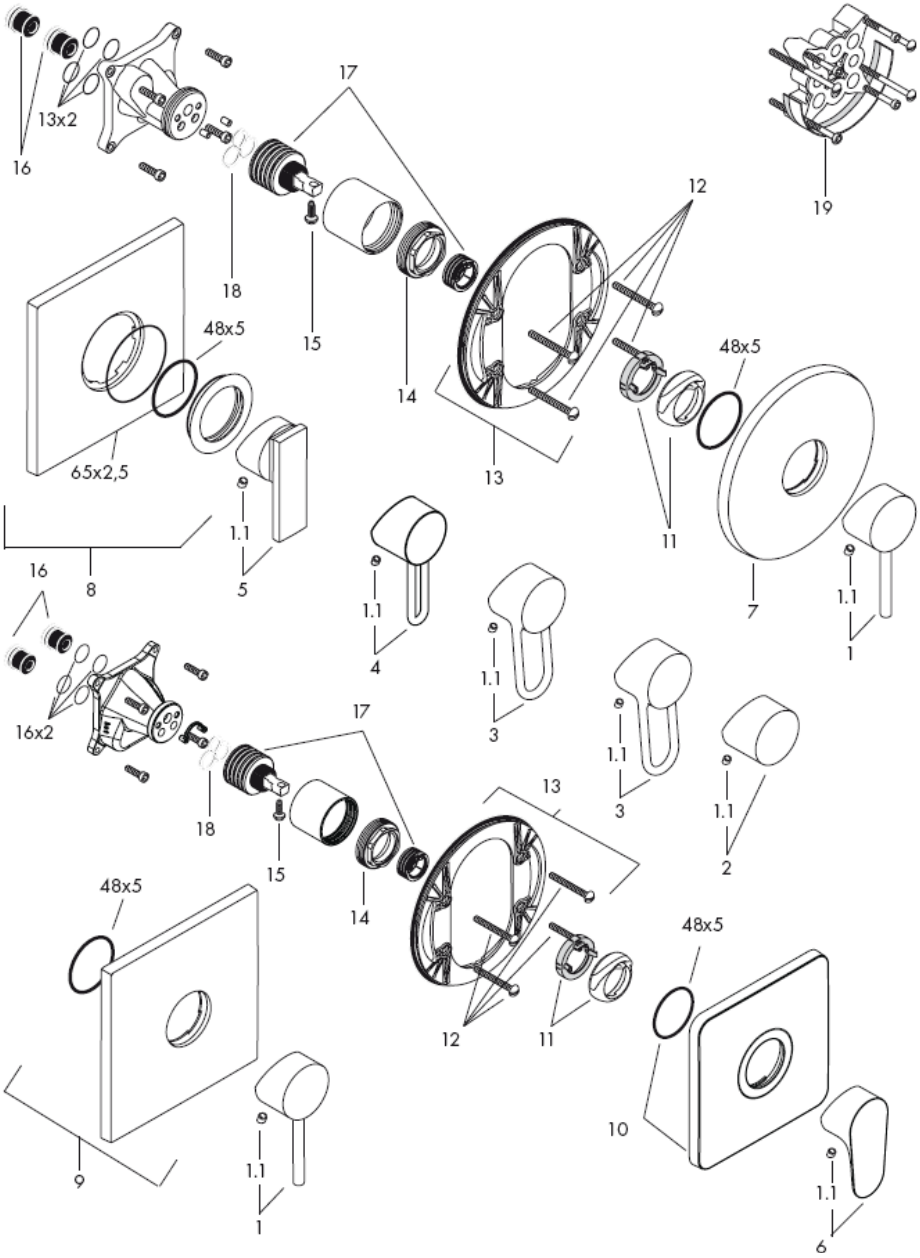
16
13x2
17
18
15
14
12
19
48x5
65x2,5
13
11
7
1.1
8
5
4
3
1
16
16x2
2
9
10
6

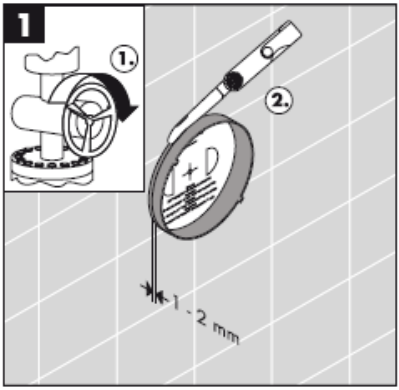
1
1.
2.
1 - 2 mm

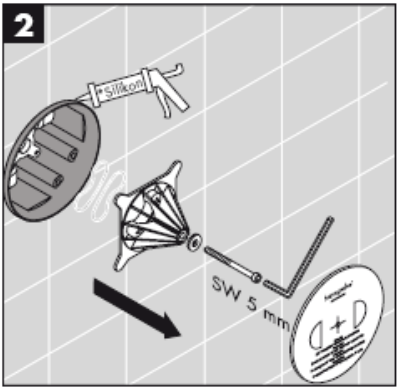
2
silicon
SW 5 mm

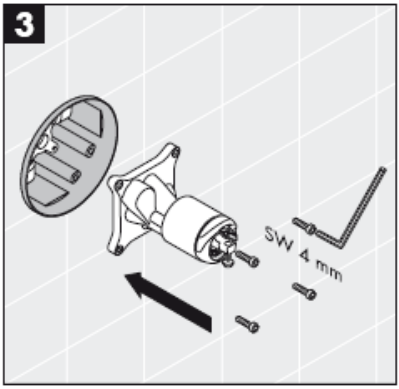
3
SW 4 mm

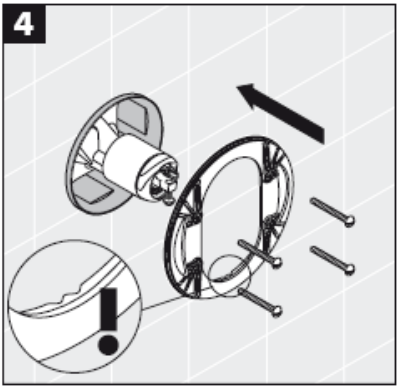
4

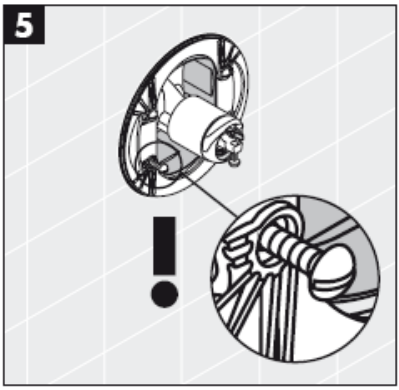
5

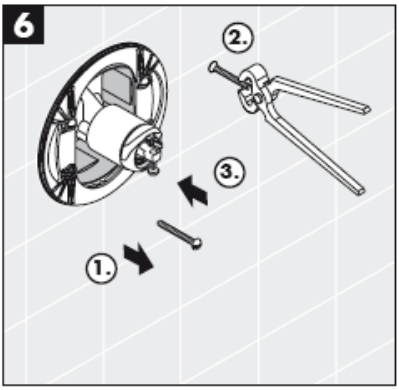
6
2.
3.
1.

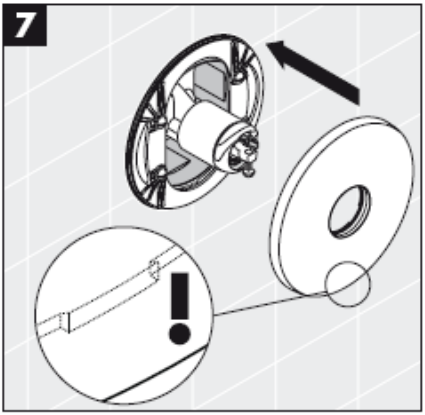

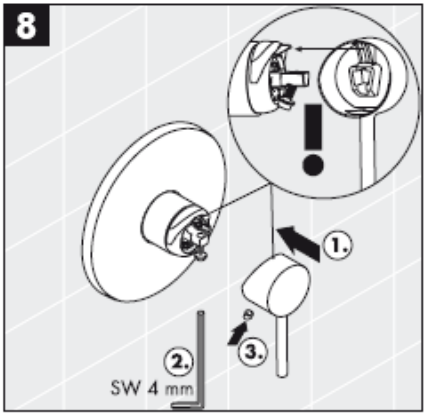

* Silikoni (etikkahappovapaa!)

Asennus

Huomio! Kaluste on asennettava, huuhdeltava ja tarkastettava voimassa olevien määräysten mukaisesti!

Käyttö

Sekoittaja avautuu kahvasta vetämällä. Kääntö vasemmalle = kylmä vesi, oikealle = kuuma vesi.

Tekniset tiedot

Käyttöpaine:	max. 1 MPa
Suositeltu käyttöpaine:	0,1 – 0,5 MPa
Koestuspaine:	1,6 MPa
(1 MPa = 10 bar = 147 PSI)	
Kuuman veden lämpötila:	max. 80° C
Kuuman veden suosituslämpötila:	65° C
Läpivirtausmäärä:	ca. 32 l/min 0,3 MPa

Hansgrohe yksivipuisia sekoittimia voi käyttää hydraulisesti tai termisesti ohjattujen läpivirtauskuumentimien yhteydessä, jos virtauspaine on vähintään 0,15 MPa.

Yksivipuinen sekoittaja lämpimän veden rajoituksella, katso säätö sivulta _1b. Lämpimän veden rajoitusta ei tarvita läpivirtauskuumentimen yhteydessä.

Varaosat katso sivu 3

1	Kahva Stark / Stark X	10490XXX
1.1	Kahvatulppa	96338000
2	Kahva Uno „Zero“	38090XXX
3	Kahva Uno	38091XXX
4	Kahva Uno²	98553XXX
5	KahvaCitterio	39491XXX
6	KahvaCitterio M	34096000
7	Peitekaulus Starck / Uno	96452XXX
8	Peitekaulus Citterio	96749XXX
9	Peitekaulus Starck X	97449000
10	Peitekaulus Citterio M	98968000
11	Suojakuppi (Rotating Protector)	96395XXX
12	Kannatusruuvit	96454000
13	Kannatuspeiterengas	96447000
14	Mutteri	96461000
15	Lukitusruuvi	96059000
16	Äänenvaimennin	94073000
17	Panos, täydellinen	92730000
18	Tiiviste	95008000
19	Pidennys 25 mm	13595000

XXX **= Värikoodi**

000 kromi
810 satinox®

Koestusmerkki

	DVGW	P-IX	SVGW	ACS	NF	WRAS	KIWA
10616XXX	X	PA-IX 9710/IB	X			X	X
10645000	X	PA-IX 9710/IB	X			X	X
34625000	X	PA-IX 9710/IB					
38605XXX		PA-IX 9060/IA				X	X
38615XXX	X	PA-IX 9710/IB	X			X	X
38625XXX	X	PA-IX 9710/IB	X			X	X
39655XXX	X	PA-IX 9710/IB	X			X	X

Häiriö	Syy	Toimenpide
Hana on raskaskäyttöinen	-Patruuna rikki, kalkkikerrostumia	-Vaihda patruuna
Hanasta tippuu vettä	-Patruuna rikki, kerrostumia	-Vaihda patruuna
Lämminveden lämpötila liian alhainen, ei kylmää vettä.	-Lämminveden rajoitin väärin säädetty	-Säädä lämminveden rajoitin
Läpivirtauskuumennin käynnistyy kylmää vettä otettaessa.	-Ristiinvirtaus	-Vaihda tiiviste (14)

Kuumanveden rajoitin: kuuman veden lämpötila 60 C, kylmän veden lämpötila 10 C, virtauspaine 0,3 MPa.

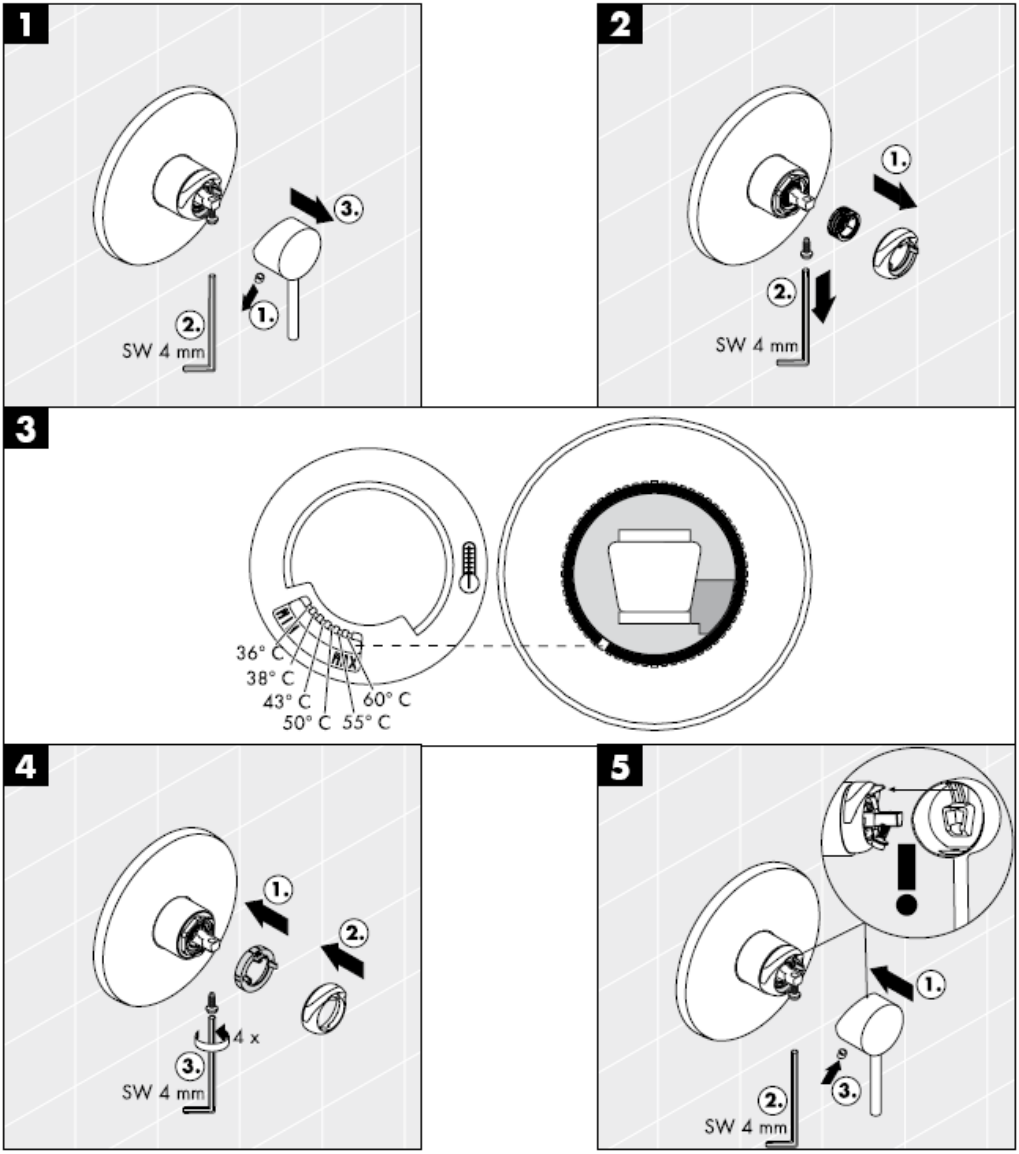

hansgrohe

Hansgrohe · Postfach 1145 · D-77761 Schiltach · Telefon +49 (0) 78 36/51-1282 · Telefax +49 (0) 7836/511440
E-Mail: info@hansgrohe.com · Internet: www.hansgrohe.com

09/2008
9.09452.07
Suomi

Monteringsanvisning

Starck
10616XXX

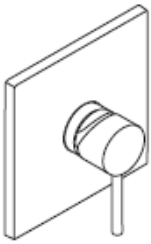

Starck X
10645000

Citterio M
34625000

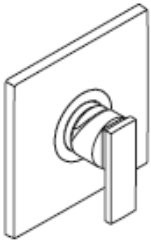

Citterio
39655XXX

Uno
38605XXX

Uno
38615XXX

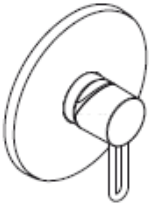

Uno²
38625XXX

AXOR®

hansgrohe

Starck
10616XXX

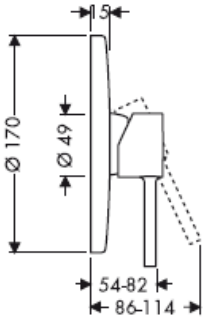

Starck X
10645000

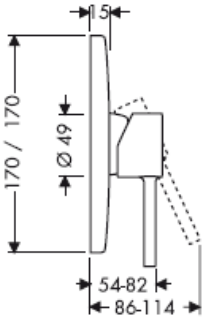

10616XXX/10645000/
38615XXX/39655XXX/
38605XXX/38625XXX
34625000

Citterio M
34625000

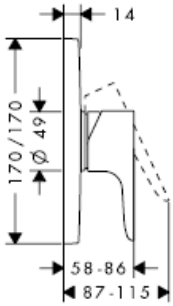

Citterio
39655XXX

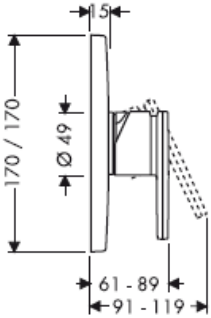

Uno
38605XXX

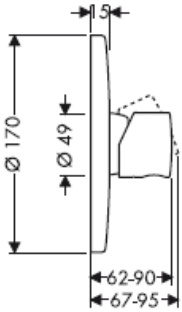

Uno
38615XXX

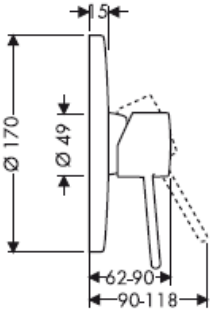

Uno²
38625XXX

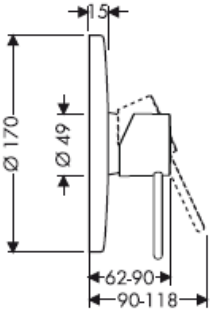

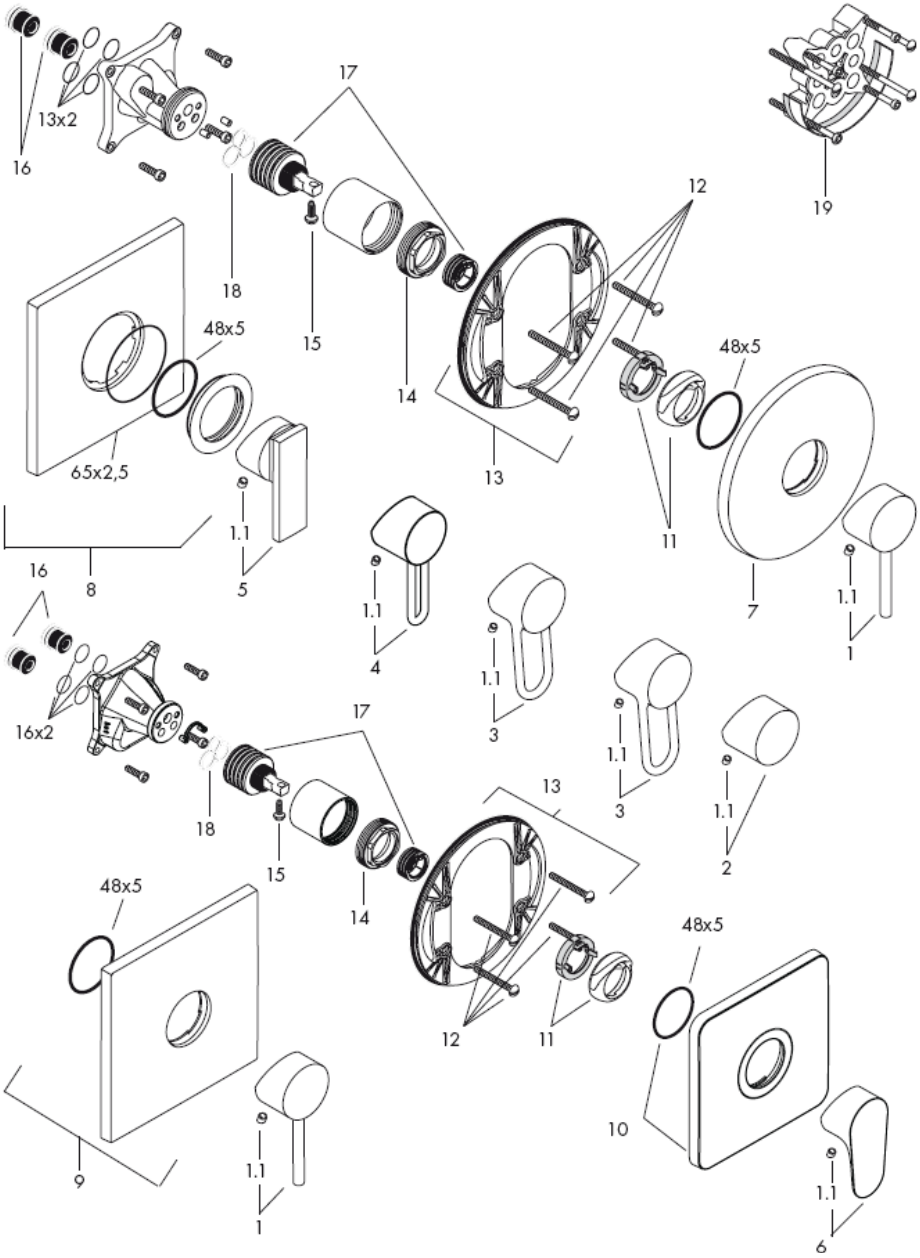
16
13x2
17
18
15
14
12
19
48x5
65x2,5
13
11
7
1.1
8
5
4
3
1
16
16x2
2
9
10
6

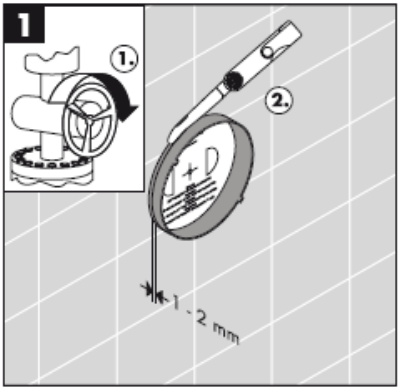
1
1.
2.
1 - 2 mm

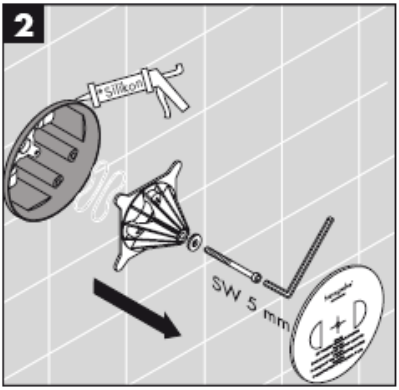
2
silicon
SW 5 mm

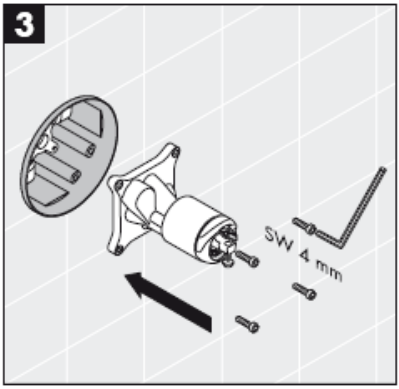
3
SW 4 mm

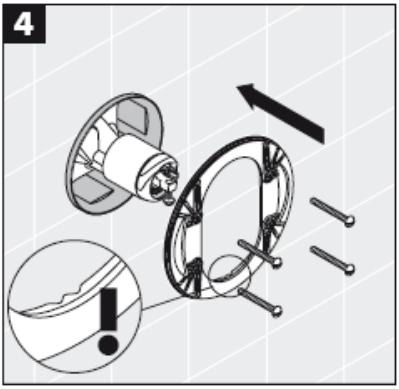
4

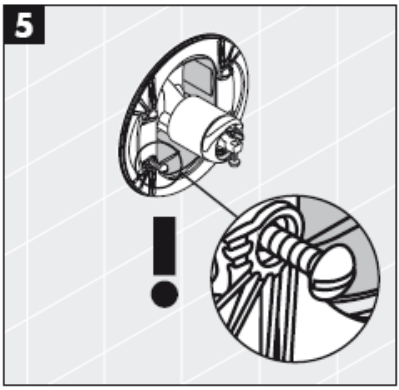
5

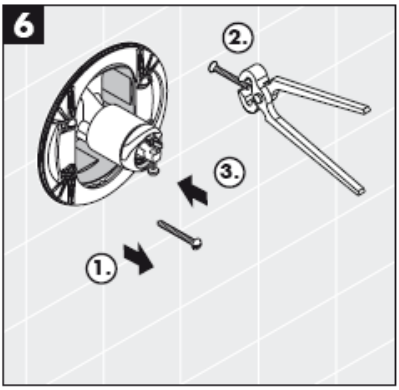
6
2.
3.
1.

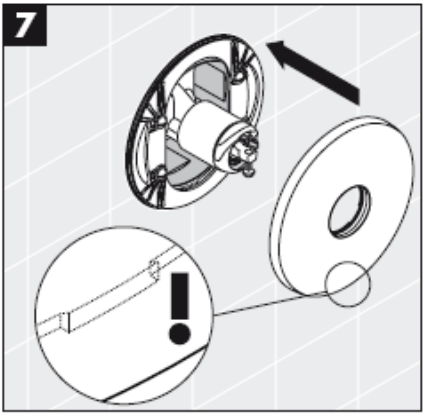

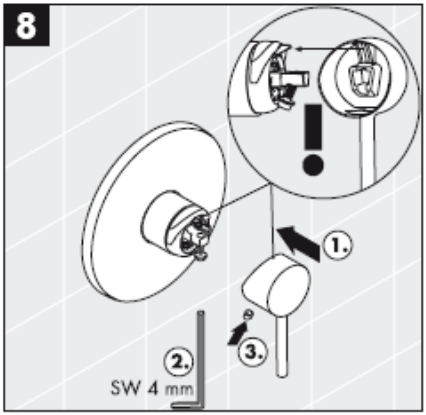

* Silikon (fri från ättiksyra!)

Montering

OBS! Blandaren måste installeras, genomspolas och testas enligt gällande föreskrifter.

Hantering

När man drar i greppet öppnas blandaren. Svängning åt vänster = varmt vatten, åt höger = kallt vatten.

Tekniska data

Driftstryck:	max. 1 MPa
Rek. driftstryck:	0,1 – 0,5 MPa
Tryck vid provtryckning:	1,6 MPa
(1 MPa = 10 bar = 147 PSI)	
Varmvattentemperatur:	max. 80° C
Rek. varmvattentemp.:	65° C
Genomströmningmängd:	ca. 32 l/min 0,3 MPa

Hansgrohe enhandsblandare kan användas tillsammans med hydrauliskt och termiskt styrda varmvattenberedare när flödestrycket uppgår till minst 0,15 MPa.

Enhandsblandare med varmvattenreglering, justering se sidan _1b. Vid användning tillsammans med varmvattenberedare behövs ingen varmvattenreglering.

Reservdelar se sidan 3

1	Grepp Stark / Stark X	10490XXX
1.1	Greppstopp	96338000
2	Grepp Uno „Zero“	38090XXX
3	Grepp Uno	38091XXX
4	Grepp Uno²	98553XXX
5	GreppCitterio	39491XXX
6	GreppCitterio M	34096000
7	Rosett Starck / Uno	96452XXX
8	Rosett Citterio	96749XXX
9	Rosett Starck X	97449000
10	Rosett Citterio M	98968000
11	Skydd (Rotating Protector)	96395XXX
12	Stödskruvar	96454000
13	Stödrosett	96447000
14	Mutter	96461000
15	Låsskruv	96059000
16	Ljuddämpare	94073000
17	Patron kompl.	92730000
18	Packning	95008000
19	Förlängning 25 mm	13595000

XXX **= Färgkodning**

000
810 satinox®

Testsigill

	DVGW	P-IX	SVGW	ACS	NF	WRAS	KIWA
10616XXX	X	PA-IX 9710/IB	X			X	X
10645000	X	PA-IX 9710/IB	X			X	X
34625000	X	PA-IX 9710/IB					
38605XXX		PA-IX 9060/IA				X	X
38615XXX	X	PA-IX 9710/IB	X			X	X
38625XXX	X	PA-IX 9710/IB	X			X	X
39655XXX	X	PA-IX 9710/IB	X			X	X

Störning	Orsak	Åtgärd
Blandare är trög	-Patron defekt, förkalkad	-Byt ut patron
Blandare droppar	-Patron defekt, avlagringar	-Byt ut patron
För låg varmvattentemperatur, inget kallvatten.	-Varmvattenreglering felaktigt inställd	-Ställ in varmvattenreglering
Varmvattenberedaren slår på när kallvatten väljs.	-Korsflöde	-Byt ut packning (14).

Varmvattenreglering: Varmvattentemperatur 60 C, Kallvattentemperatur 10 C, flödestryck 0,3 MPa.

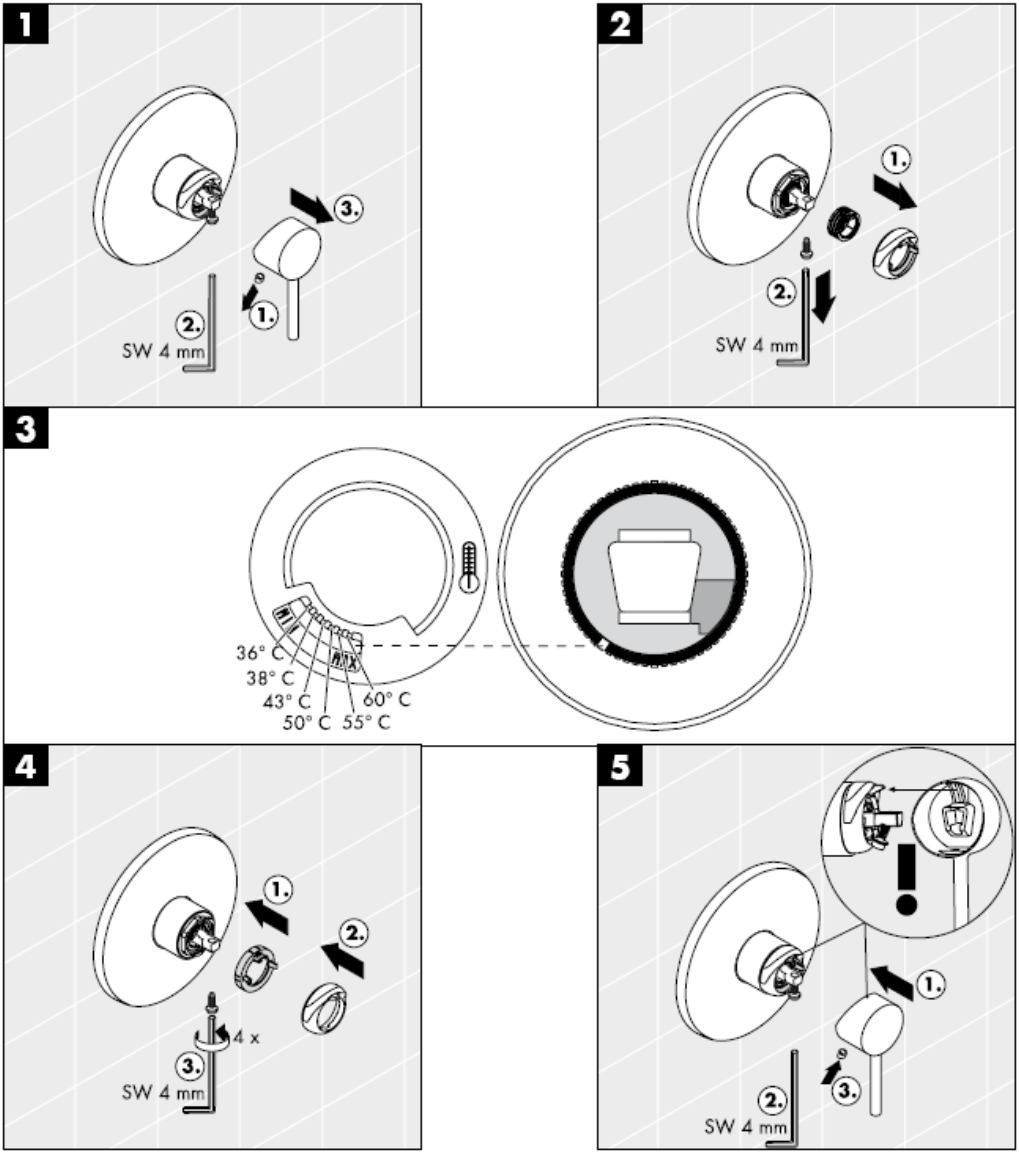

hansgrohe

Hansgrohe · Postfach 1145 · D-77761 Schiltach · Telefon +49 (0) 78 36/51-1282 · Telefax +49 (0) 7836/511440
E-Mail: info@hansgrohe.com · Internet: www.hansgrohe.com

09/2008
9.09452.07
Svenska

Montavimo instrukcijos

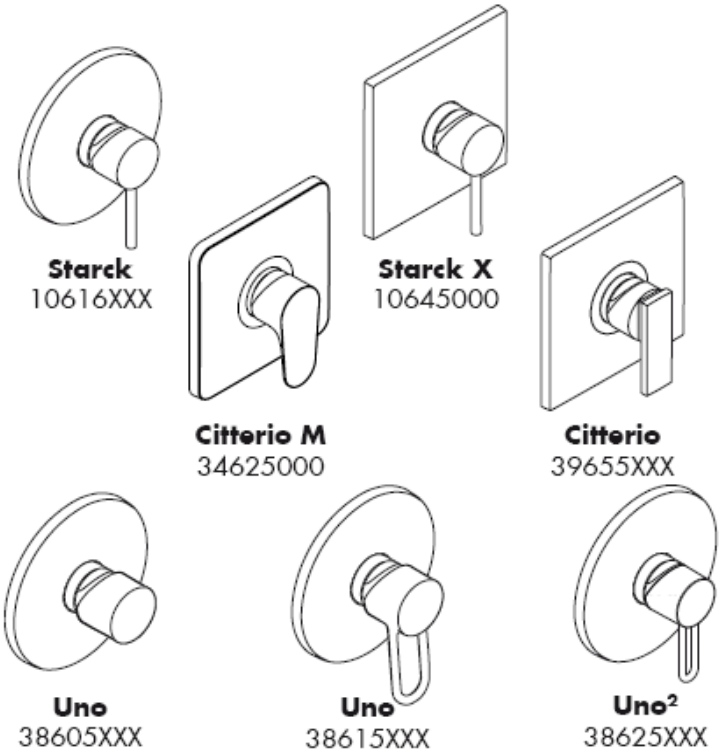

AXOR®

hansgrohe

Starck
10616XXX

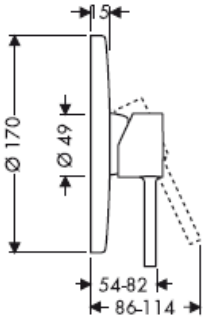

Starck X
10645000

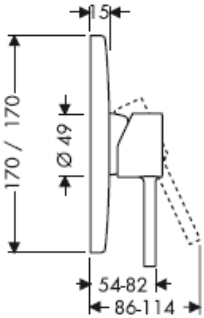

10616XXX/10645000/
38615XXX/39655XXX/
38605XXX/38625XXX
34625000

Citterio M
34625000

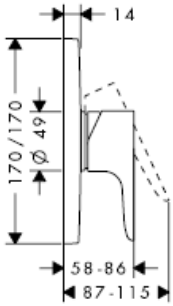

Citterio
39655XXX

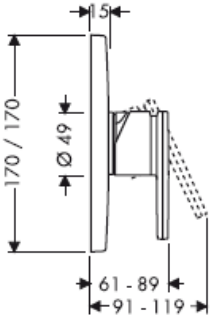

Uno
38605XXX

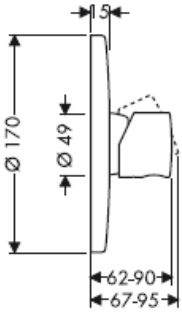

Uno
38615XXX

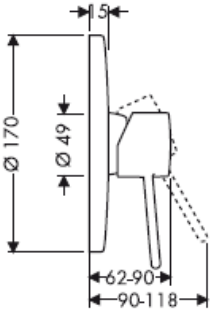

Uno²
38625XXX

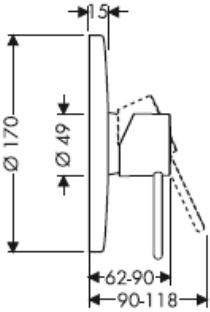

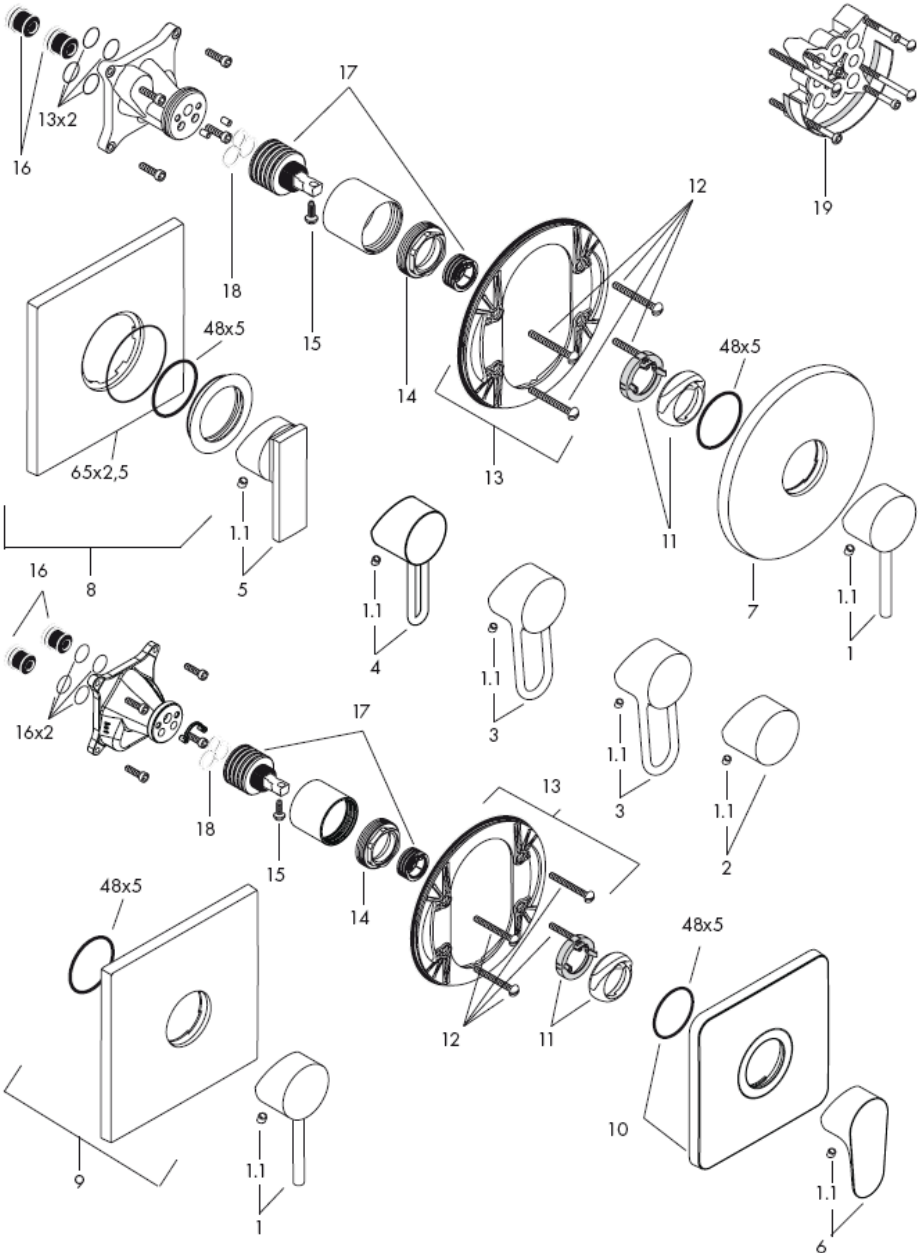
16
13x2
17
18
15
14
12
19
48x5
65x2,5
13
11
7
1.1
8
5
4
3
1
16
16x2
2
9
10
6

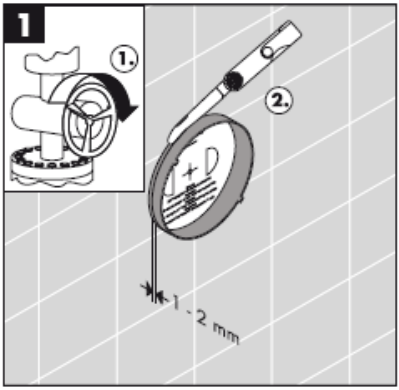
1
1.
2.
1 - 2 mm

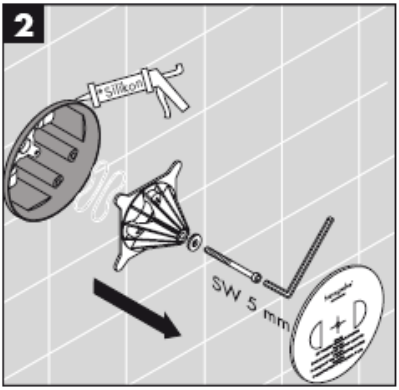
2
silicon
SW 5 mm

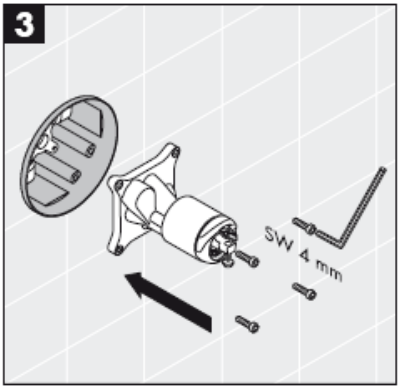
3
SW 4 mm

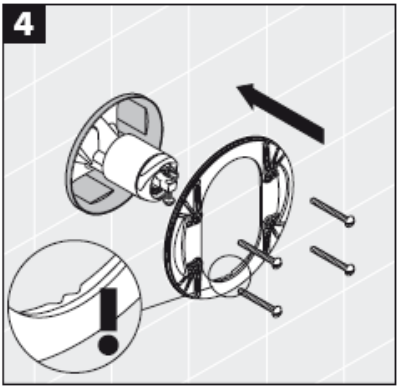
4

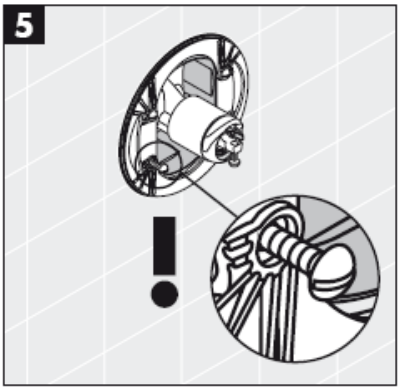
5

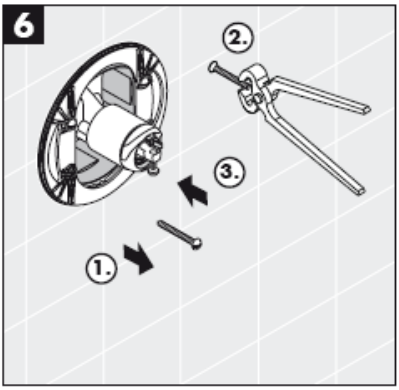
6
2.
3.
1.

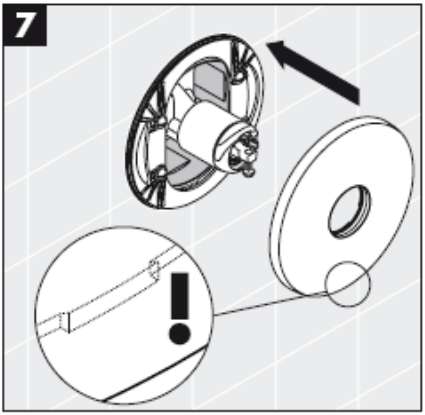

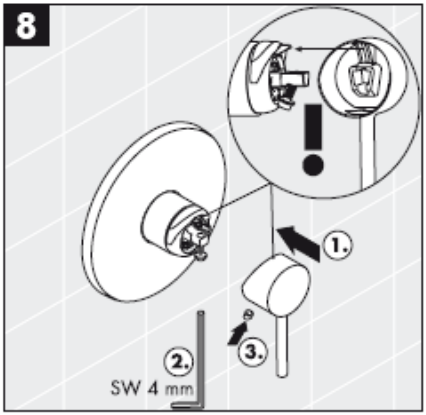

* Silikonas (be acto rūgšties!)

Montavimas

Dėmesio! Maišytuvas privalo būti montuojamas, išleidžiamas ir patikrinamas pagal galiojančias normas!

Eksploatacija

Maišytuvas atidaromas pakėlus rankenėlę. Pasukus į kairę = karštas vanduo, į dešinę = šaltas.

Techniniai duomenys

Darbinis slėgis:	max. 1 MPa
Rekomenduojamas slėgis:	0,1 – 0,5 MPa
Bandomasis slėgis:	1,6 MPa
(1 MPa = 10 barų = 147 PSI)	
Karšto vandens temperatūra:	max. 80° C
Rekomenduojama karšto vandens temperatūra:	65° C
Vandens pralaidumas:	ca. 32 l/min 0,3 MPa

"Hansgrohe" vienos rankenėlės maišytuvai gali būti naudojami su hidrauliškai ir termiškai reguliuojamais momentiniais šildikliais, kai vandens slėgis mažesnis kaip 0,15 MPa.

Vienos rankenėlės maišytuvas turi karšto vandens ribotuvą (nustatymą žr. psl. _1b). Naudojant momentinį šildiklį karšto vandens ribotuvas nebūtinas.

Atsarginės dalys žr. psl. 3

1	Rankenėlė Stark / Stark X	10490XXX
1.1	Dangtis	96338000
2	Rankenėlė Uno „Zero“	38090XXX
3	Rankenėlė Uno	38091XXX
4	Rankenėlė Uno²	98553XXX
5	RankenėlėCitterio	39491XXX
6	RankenėlėCitterio M	34096000
7	Dangtis Starck / Uno	96452XXX
8	Dangtis Citterio	96749XXX
9	Dangtis Starck X	97449000
10	Dangtis Citterio M	98968000
11	dangtis (Rotating Protector)	96395XXX
12	fiksavimo varžtai	96454000
13	Dangčio laikiklis	96447000
14	veržlė	96461000
15	fiksavimo varžtas rankenėlei	96059000
16	triukšmo slopintuvas	94073000
17	kasetė	92730000
18	Tarpinė	95008000
19	Ilgiklis 25 mm	13595000

XXX **= Spalva**

000 chrom
810 satinox

Bandymo pažyma

	DVGW	P-IX	SVGW	ACS	NF	WRAS	KIWA
10616XXX	X	PA-IX 9710/IB	X			X	X
10645000	X	PA-IX 9710/IB	X			X	X
34625000	X	PA-IX 9710/IB					
38605XXX		PA-IX 9060/IA				X	X
38615XXX	X	PA-IX 9710/IB	X			X	X
38625XXX	X	PA-IX 9710/IB	X			X	X
39655XXX	X	PA-IX 9710/IB	X			X	X

Gedimas	Priežastis	Priemonė
Sunkiai sukiojama rankenėlė	-Kasetė pažeista, užkalkėjusi	-Pakeisti kasetę
Maišytuvas praleidžia vandenį	-Kasetė pažeista, užkalkėjusi	-Pakeisti kasetę
Per maža karšto vandens temperatūra, nėra šalto vandens.	-Neteisingai nustatytas karšto vandens ribotuvas	-Nustatyti karšto vandens ribotuvą
Momentinis pašildytojas pradeda veikti, kai naudojamas šalta vanduo	-Kryžminė srovė	-Pakeiskite sandariklį (14)

Karšto vandens ribotuvas: karšto vandens temperatūra 60 C, šalto vandens - 10 C, slėgis 0,3 MPa..

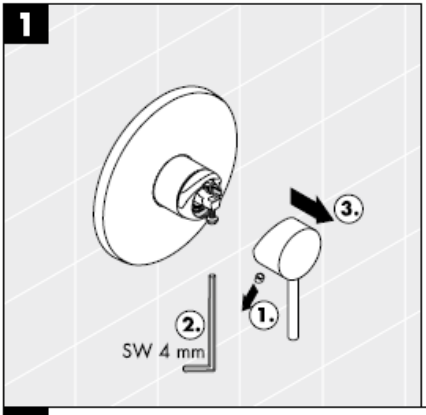

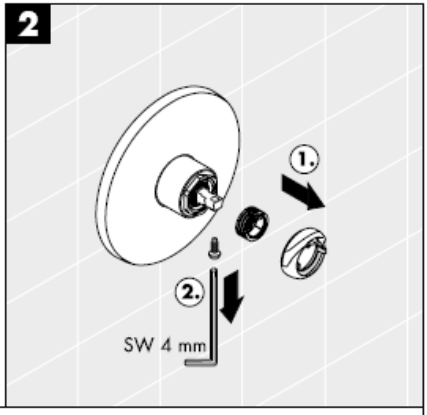

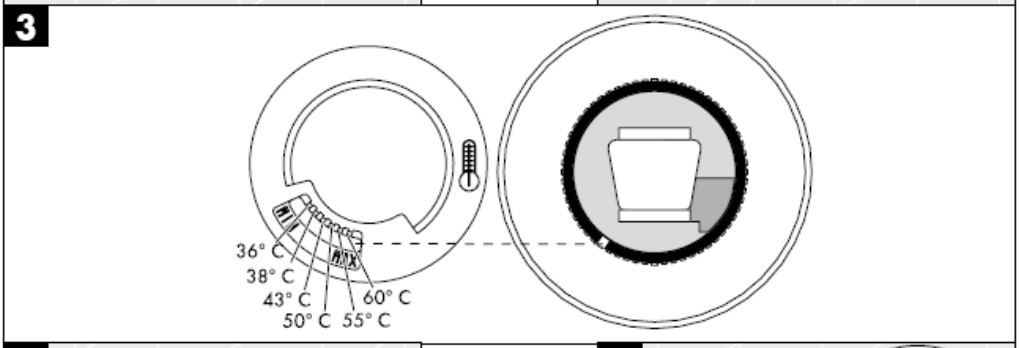

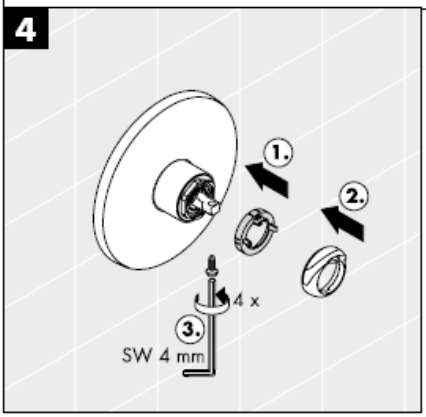

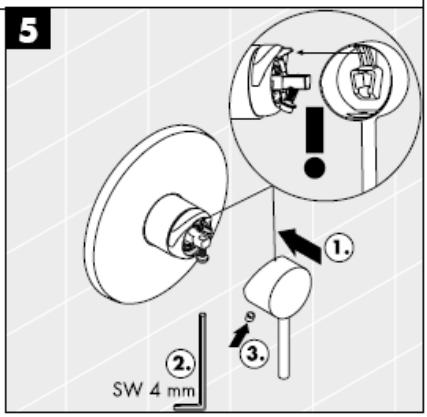

hansgrohe

Hansgrohe · Postfach 1145 · D-77761 Schiltach · Telefon +49 (0) 78 36/51-1282 · Telefax +49 (0) 7836/511440
E-Mail: info@hansgrohe.com · Internet: www.hansgrohe.com

09/2008
9.09452.07
Lietuviškai

Uputstva za instalaciju

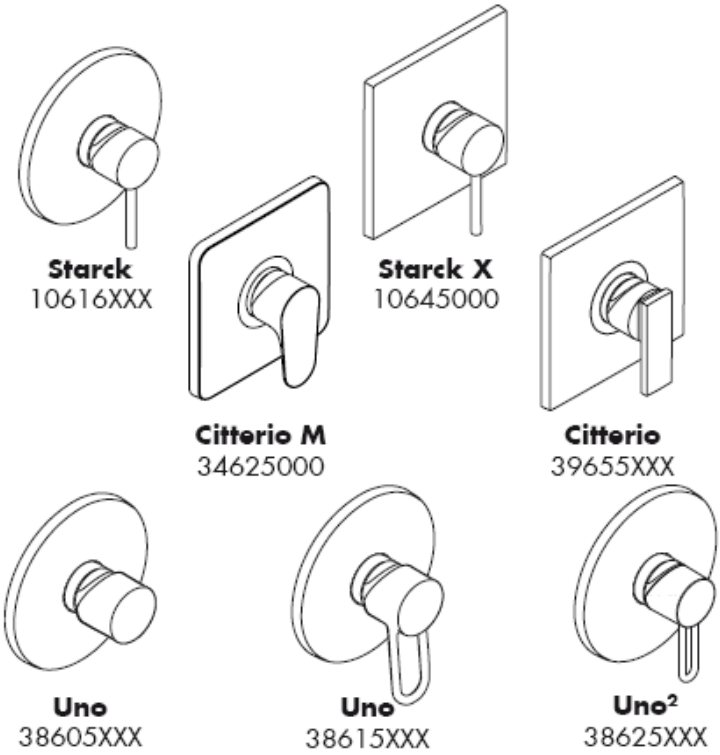

AXOR®

hansgrohe

Starck
10616XXX

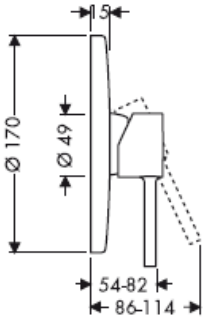

Starck X
10645000

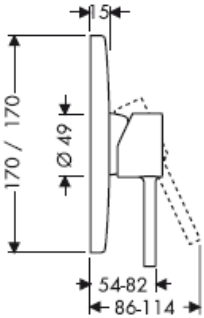

10616XXX/10645000/
38615XXX/39655XXX/
38605XXX/38625XXX
34625000

Citterio M
34625000

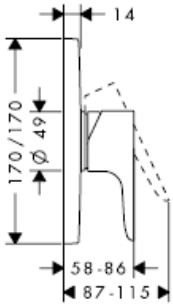

Citterio
39655XXX

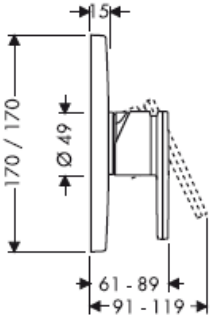

Uno
38605XXX

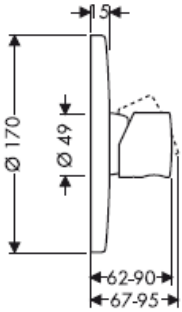

Uno
38615XXX

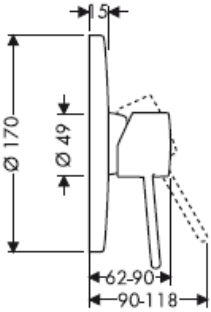

Uno²
38625XXX

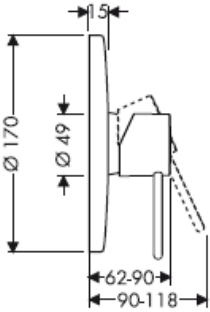

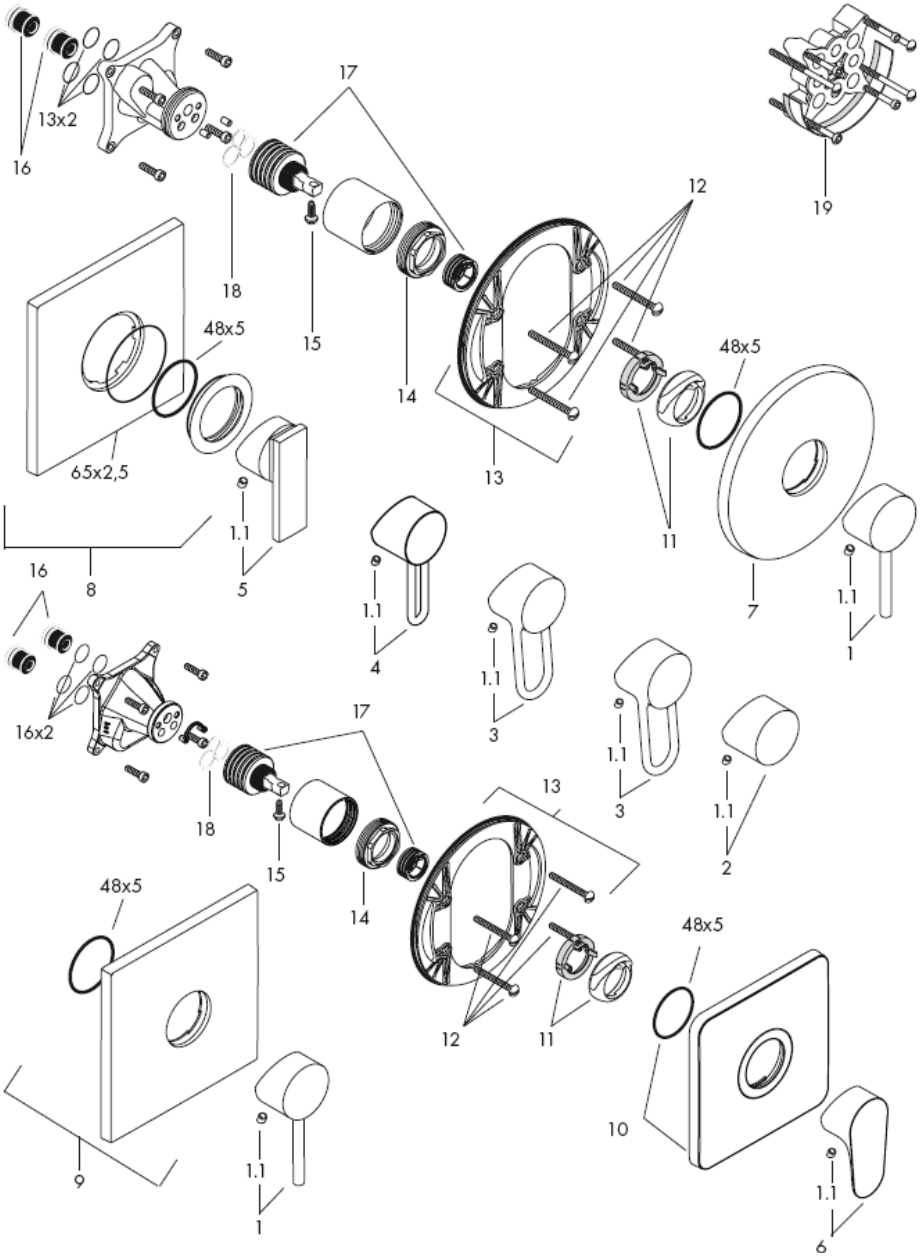
16
13x2
17
18
15
14
12
19
48x5
65x2,5
13
11
7
1.1
8
5
4
3
1
16
16x2
2
9
10
6

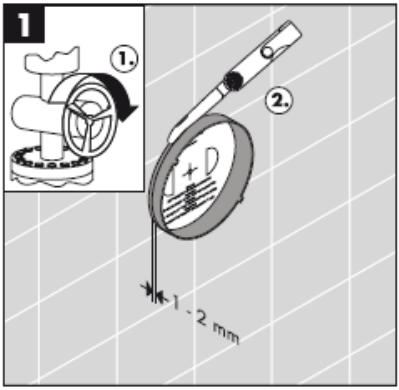
1
1.
2.
1 - 2 mm

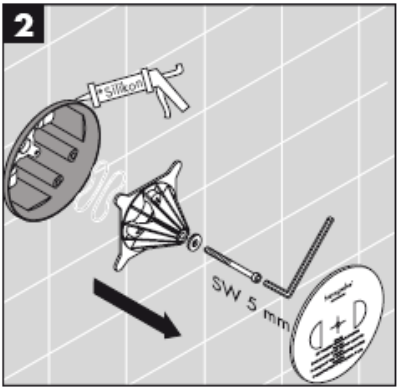
2
Silicon
SW 5 mm

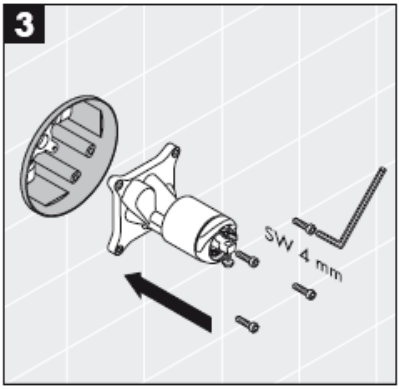
3
SW 4 mm

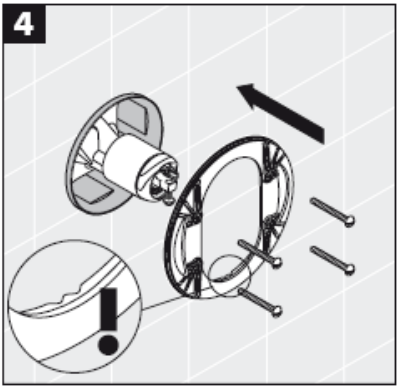
4

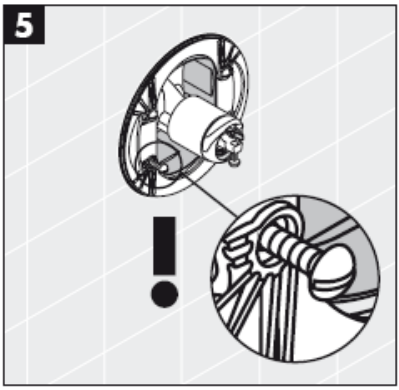
5

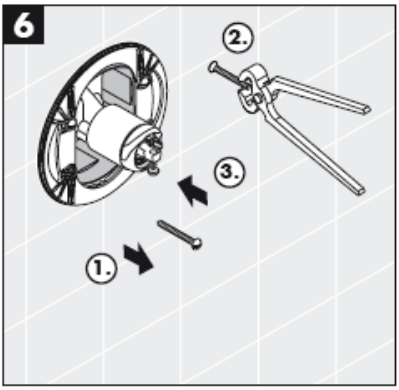
6
2.
3.
1.

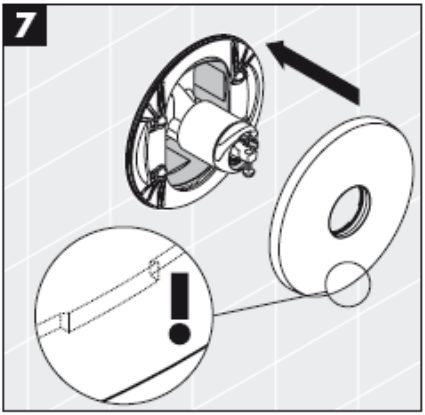

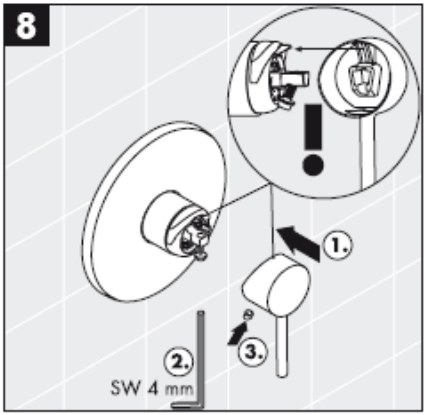

* Silikon (ne sadrži kiseline)

Sastavljanje

Pažnja! Cijevi moraju biti postavljene, isprane i testirane prema važećim normama!

Upotreba

Slavina se otvara podizanjem ručice. Okretanje ulijevo = topla voda, udesno = hladna voda.

Tehnički podatci

Najveći dopušteni tlak:	max. 1 MPa
Preporučeni tlak:	0,1 – 0,5 MPa
Probni tlak:	1,6 MPa
(1 MPa = 10 bar = 147 PSI)	
Temperatura vruće vode:	max. 80° C
Preporućena temperatura vruće vode:	65° C
Protok vode:	ca. 32 l/min 0,3 MPa

Hansgrohe jednoručne slavine se mogu koristiti sa hidraulični i termički kontroliranim protočnim bojlerima ako je tlak najmanje 0,15 MPa.

Da bi podesili limiter vruće vode na jednoručnim slavinama molimo Vas da pogledate stranicu _1b.
Podešavanje nije potrebno ako koristite protočni bojler.

Rezervni djelovi pogledaj stranicu 3

1	Ručica Stark / Stark X	10490XXX
1.1	Poklopac vijka	96338000
2	Ručica Uno „Zero“	38090XXX
3	Ručica Uno	38091XXX
4	Ručica Uno²	98553XXX
5	RučicaCitterio	39491XXX
6	RučicaCitterio M	34096000
7	Rozete Starck / Uno	96452XXX
8	Rozete Citterio	96749XXX
9	Rozete Starck X	97449000
10	Rozete Citterio M	98968000
11	Zaštita mehanizma (Rotating Protector)	96395XXX
12	Vijak nosača	96454000
13	Rozeta nosača	96447000
14	Matica	96461000
15	Sigurnosni vijak	96059000
16	Prigušivač buke	94073000
17	Uložak	92730000
18	brtva	95008000
19	Produljenje 25 mm	13595000

XXX **= Boje**

000 krom
810 satinox®

Oznaka testiranja

	DVGW	P-IX	SVGW	ACS	NF	WRAS	KIWA
10616XXX	X	PA-IX 9710/IB	X			X	X
10645000	X	PA-IX 9710/IB	X			X	X
34625000	X	PA-IX 9710/IB					
38605XXX		PA-IX 9060/IA				X	X
38615XXX	X	PA-IX 9710/IB	X			X	X
38625XXX	X	PA-IX 9710/IB	X			X	X
39655XXX	X	PA-IX 9710/IB	X			X	X

Greška	Uzrok	Otklanjanje
Ručica se zaglavila	-Neispravan uložak Taloženje kamenca	-Zamijenite uložak
Slavina kaplje	-Neispravan uložak, naslage kamenca	-Zamijenite uložak
Preniska temperatura vruće vode, nedostatak hladne vode.	-Limiter vruće vode nije dobro podešen	-Podesite limiter vruće vode
Protočni bojler se pali pri podešenoj funkciji za protok hladne vode	-Križni tok vode	-Zamijenite brtvu (14)

Limiter vruće vode: temperatura vruće vode 60 C, temperatura hladne vode 10 C, tlak 0,3 MPa.

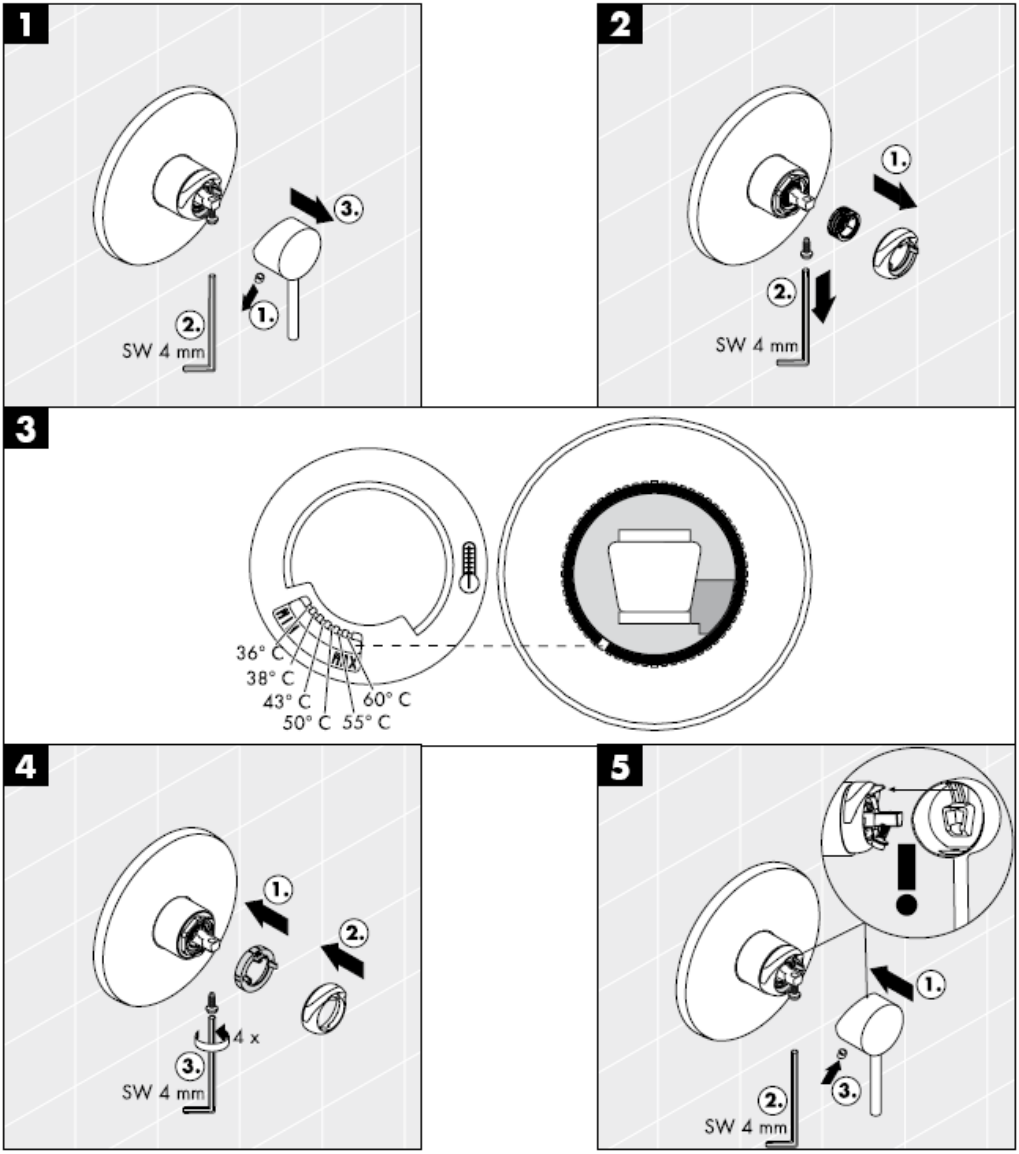

hansgrohe

Hansgrohe · Postfach 1145 · D-77761 Schiltach · Telefon +49 (0) 78 36/51-1282 · Telefax +49 (0) 7836/511440
E-Mail: info@hansgrohe.com · Internet: www.hansgrohe.com

09/2008
9.09452.07
Hrvatski

Montaj kılavuzu

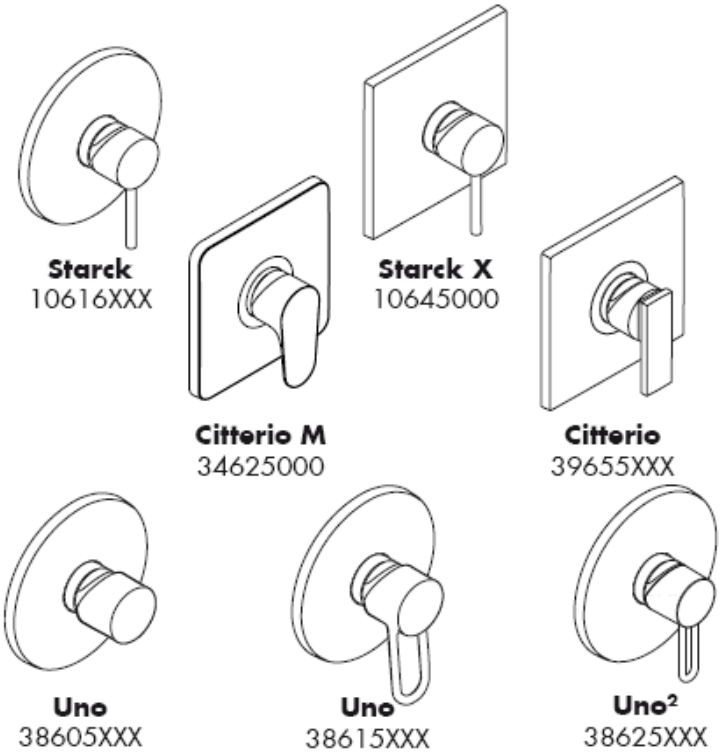

AXOR®

hansgrohe

Starck
10616XXX

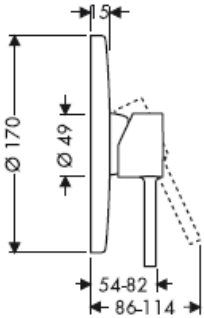

Starck X
10645000

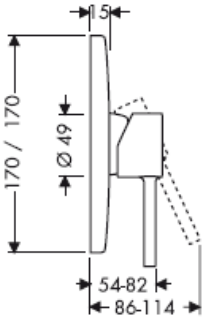

10616XXX/10645000/
38615XXX/39655XXX/
38605XXX/38625XXX
34625000

Citterio M
34625000

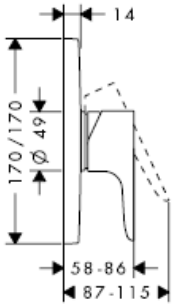

Citterio
39655XXX

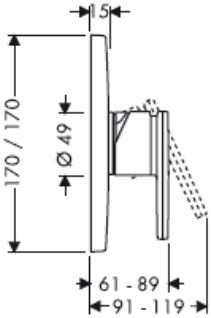

Uno
38605XXX

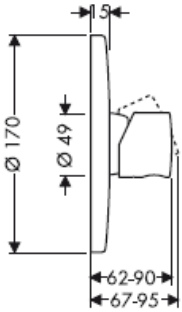

Uno
38615XXX

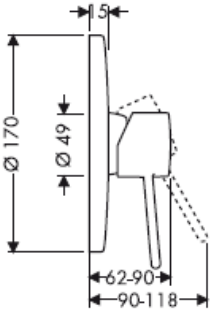

Uno²
38625XXX

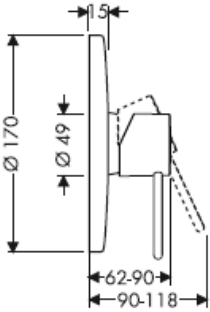

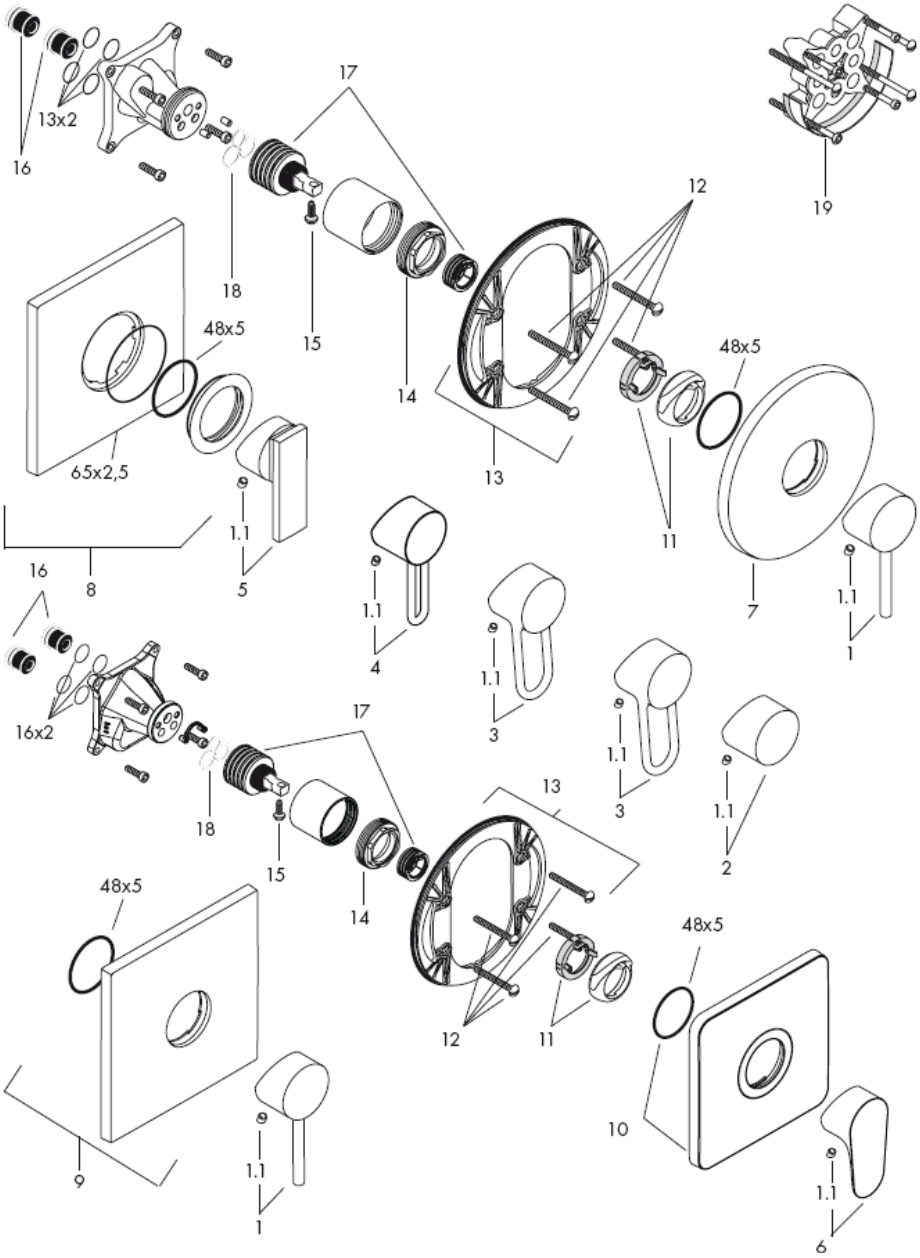
16
13x2
17
18
15
14
12
19
48x5
65x2,5
13
11
7
1.1
8
5
4
3
1
16
16x2
2
9
10
6

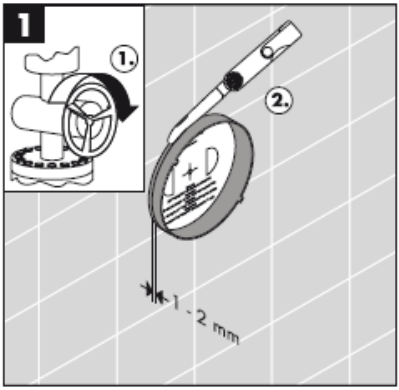
1
1.
2.
1 - 2 mm

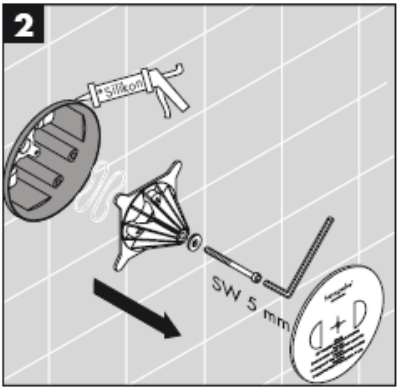
2
Silkom
SW 5 mm

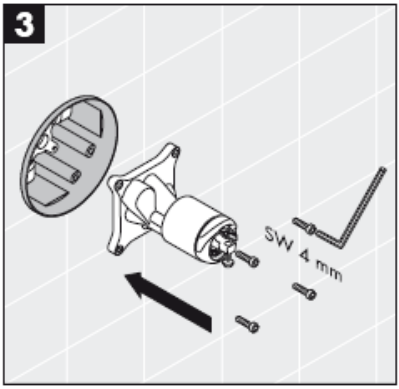
3
SW 4 mm

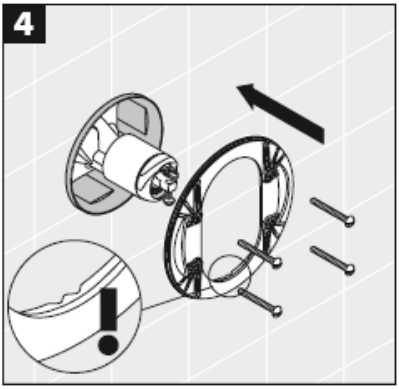
4

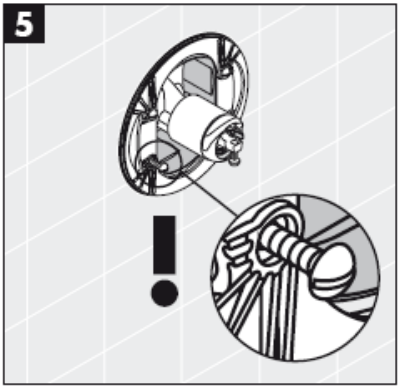
5

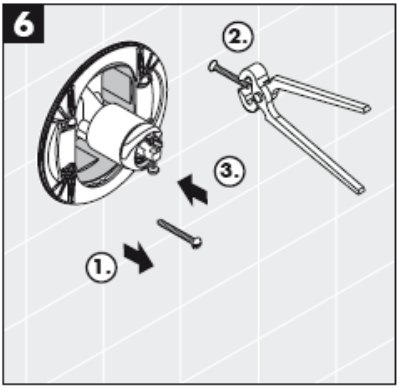
6
2.
3.
1.

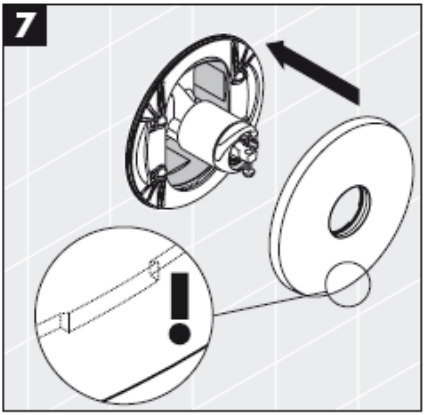

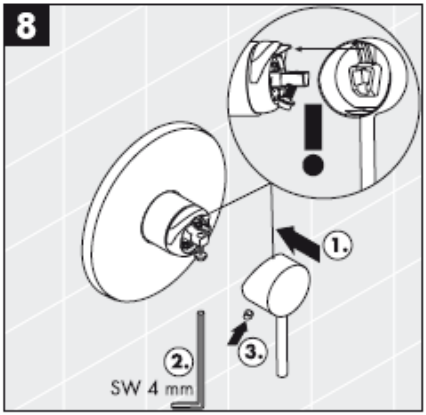

* Silikon (asetik asit içermeyen)

Montajı

Önemli! Batarya geçerli normlara göre monte edilmeli, yıkanmalı ve kontrol edilmelidir!

Kullanımı

Musluk kolunu yukarıya doğru kaldırınca miks batarya açılır. Sola çevirme = sıcak su, sağa çevirme = soğuk su.

Teknik bilgiler

İşletme basıncı:	max. 1 MPa
Tavsiye edilen işletme basıncı:	0,1 – 0,5 MPa
Kontrol basıncı:	1,6 MPa
(1 MPa = 10 bar = 147 PSI)	
Sıcak su sıcaklığı:	max. 80° C
Tavsiye edilen su ısısı:	65° C
Debisi :	ca. 32 l/min 0,3 MPa

Su akış basıncı en azından 0,15 MPa olan yerlerde Hansgrohe tek kollu bataryalarını, hidrolik ve termik kumandalı şofbenlerle birlikte kullanabilirsiniz.

Sıcak su sınırlayıcı özelliğine sahip tek kollu bataryanın ayarlanması için _1b. sayfaya bakınız.
Bir sürekli akışlı su ısıtıcısı ile birlikte kullanılırsa sıcak su sınırlayıcısına gerek kalmaz.

Yedek Parçalar Bakınız sayfa 3

1	Kumanda kolu Stark / Stark X	10490XXX
1.1	Vida tıpası	96338000
2	Kumanda kolu Uno „Zero“	38090XXX
3	Kumanda kolu Uno	38091XXX
4	Kumanda kolu Uno²	98553XXX
5	Kumanda koluCitterio	39491XXX
6	Kumanda koluCitterio M	34096000
7	Yedek parça Starck / Uno	96452XXX
8	Yedek parça Citterio	96749XXX
9	Yedek parça Starck X	97449000
10	Yedek parça Citterio M	98968000
11	Ayna (Rotating Protector)	96395XXX
12	Taşıyıcı vidalar	96454000
13	Taşıyıcı rozet	96447000
14	Somun	96461000
15	Güvenlik vidası	96059000
16	Susturucu	94073000
17	Kartuş	92730000
18	Conta	95008000
19	Uzatma 25 mm	13595000

XXX **= Renkler**

000 Krom
810 Satinox®

Kontrol işareti

	DVGW	P-IX	SVGW	ACS	NF	WRAS	KIWA
10616XXX	X	PA-IX 9710/IB	X			X	X
10645000	X	PA-IX 9710/IB	X			X	X
34625000	X	PA-IX 9710/IB					
38605XXX		PA-IX 9060/IA				X	X
38615XXX	X	PA-IX 9710/IB	X			X	X
38625XXX	X	PA-IX 9710/IB	X			X	X
39655XXX	X	PA-IX 9710/IB	X			X	X

arıza	sebep	yardım
Batarya kullanımı ağırlaşıyor	-Kartuş Bozulmuş ve kireçlenmiş olabilir	-Kartuşu değiştirin
Batarya su damlatıyor	-Kartuş arızalı, kireçlenmiş	-Kartuşu değiştirin
Sıcak su sıcaklığı çok düşük, soğuk su yok. Soğuk su seçilince şofben çalışmaya başlıyor.	-Isı limitleyici düzgün çalışmıyor	-Isı limitleyiciyi yeniden ayarlayın
	-Çapraz akış	-Contayı (14) değiştirin

Sıcak su sınırlaması: Sıcak su sıcaklığı 60 C, soğuk su sıcaklığı 10 C, akma basıncı 0,3 MPa.

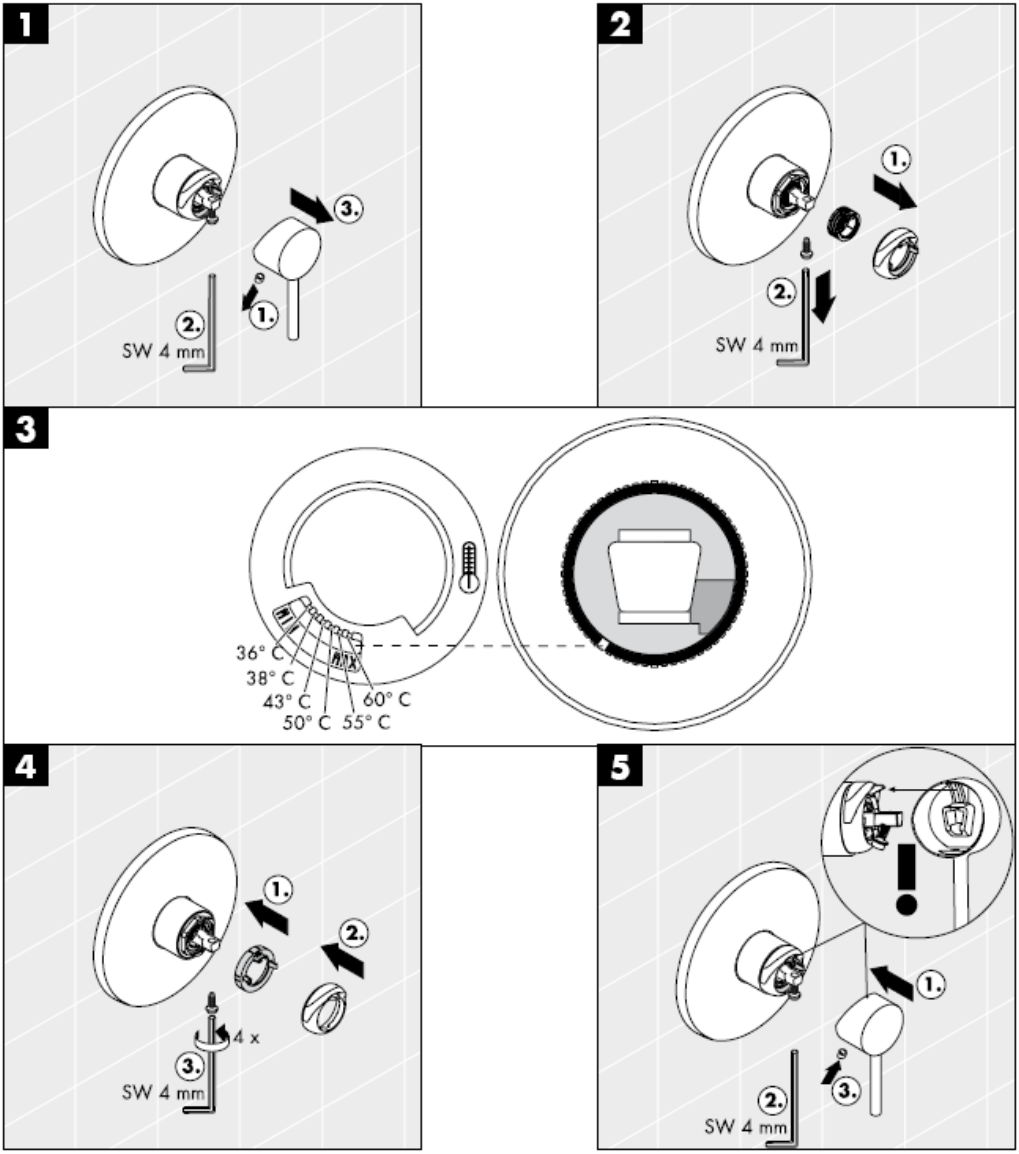

hansgrohe

Hansgrohe · Postfach 1145 · D-77761 Schiltach · Telefon +49 (0) 78 36/51-1282 · Telefax +49 (0) 7836/511440
E-Mail: info@hansgrohe.com · Internet: www.hansgrohe.com

09/2008
9.09452.07
Türkçe

Instrucțiuni de montare

Starck
10616XXX

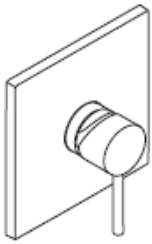

Starck X
10645000

Citterio M
34625000

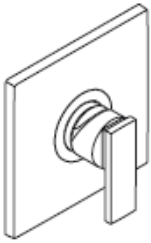

Citterio
39655XXX

Uno
38605XXX

Uno
38615XXX

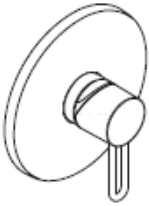

Uno²
38625XXX

AXOR®

hansgrohe

Starck
10616XXX

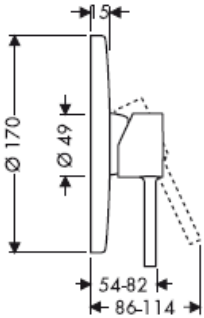

Starck X
10645000

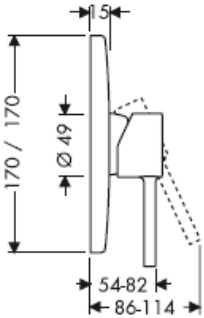

10616XXX/10645000/
38615XXX/39655XXX/
38605XXX/38625XXX
34625000

Citterio M
34625000

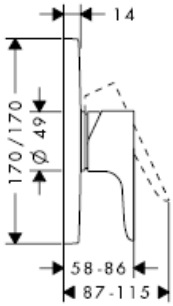

Citterio
39655XXX

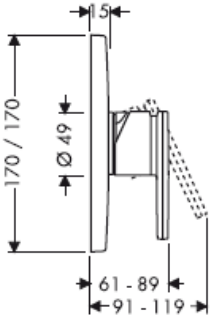

Uno
38605XXX

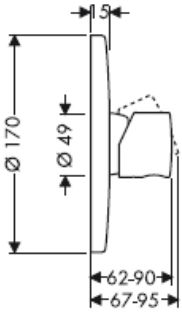

Uno
38615XXX

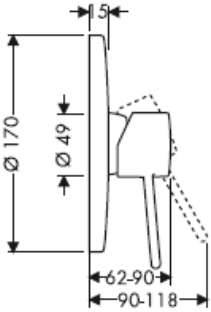

Uno²
38625XXX

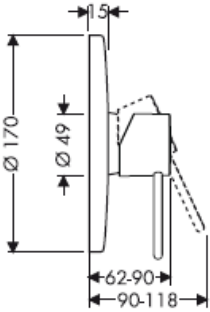

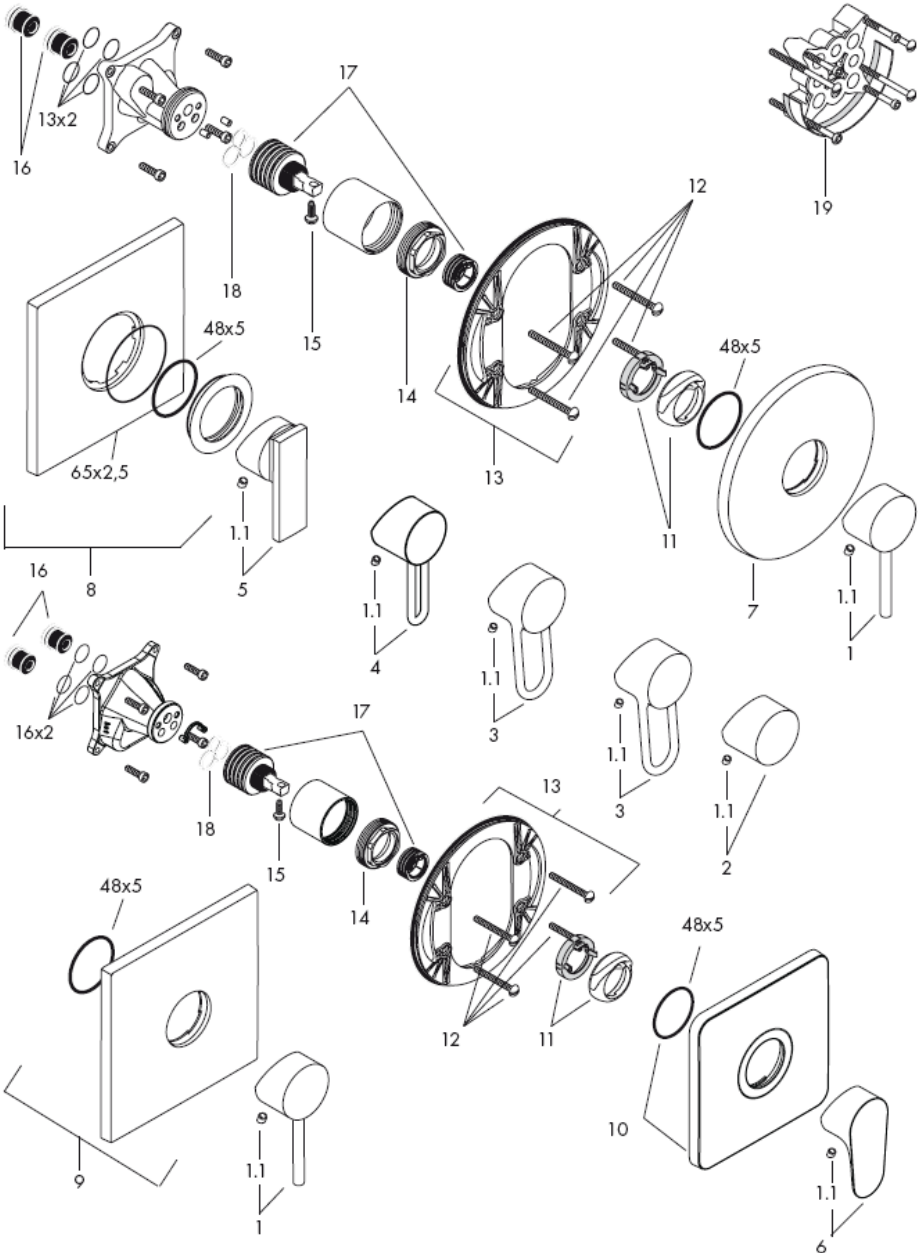
16
13x2
17
18
15
14
12
19
48x5
65x2,5
13
11
7
1.1
8
5
4
3
1
16
16x2
2
9
10
6

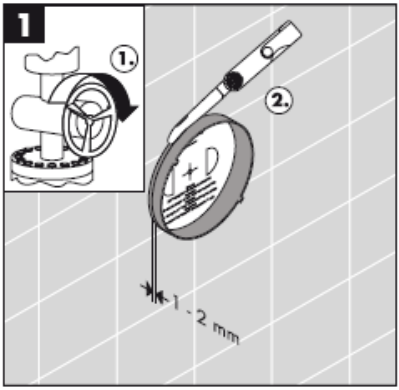
1
1.
2.
1 - 2 mm

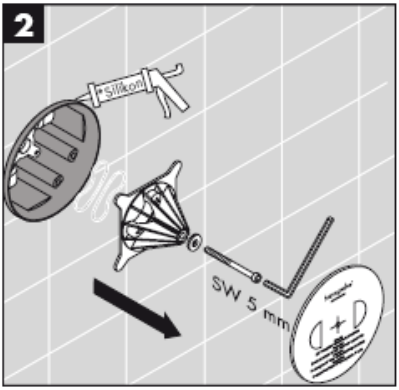
2
Silkom
SW 5 mm

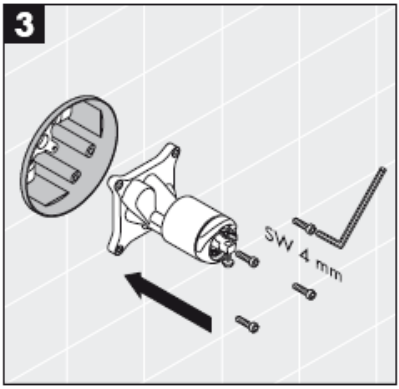
3
SW 4 mm

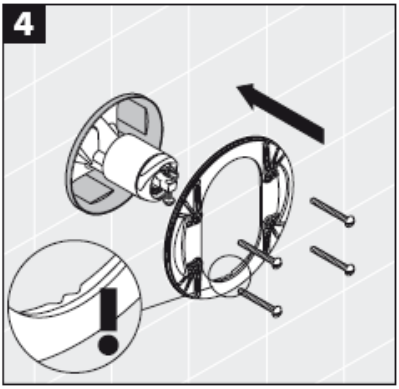
4

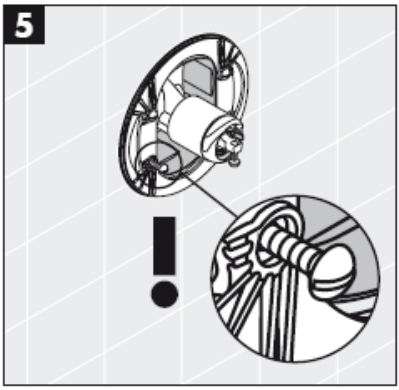
5

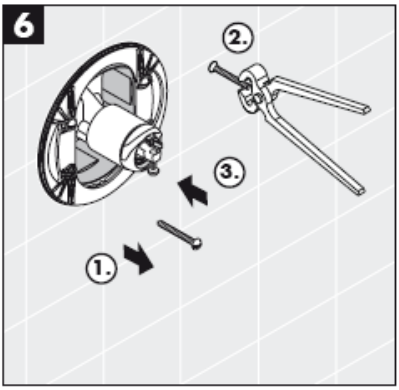
6
2.
3.
1.

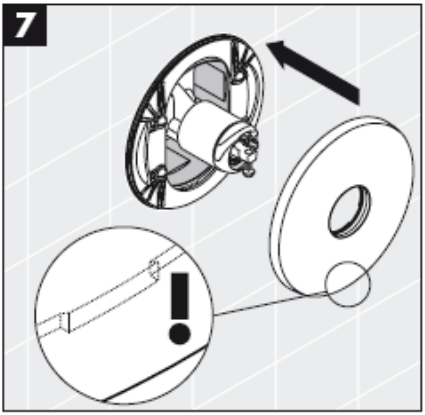

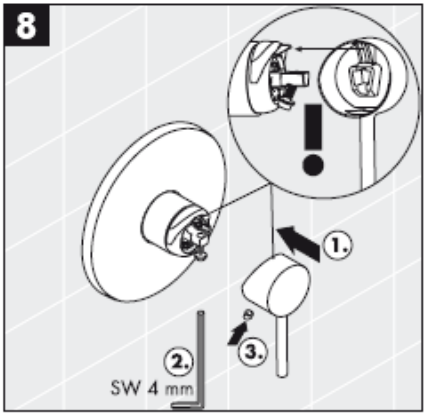

* Silicon (fără acid acetic!)

Montare

Atenţie! Bateria trebuie montată, clătită şi verificată conform normelor în vigoare.

Utilizare

Deschideţi bateria prin tragerea manetei. Rotire spre stânga = apă caldă, spre dreapta = apă rece.

Date tehnice

Presiune de funcţionare: max. 1 MPa
Presiune de funcţionare recomandată: 0,1 – 0,5 MPa
Presiune de verificare: 1,6 MPa
(1 MPa = 10 bar = 147 PSI)
Temperatura apei calde: max. 80° C
Temperatura recomandată a apei calde: 65° C
Debit de apă: ca. 32 l/min 0,3 MPa

Bateriile monocomadă Hansgrohe pot fi utilizate cu boiler instant cu comandă termică sau hidraulică dacă presiunea apei de alimentare este de min. 0,15 MPa.

Bateria monocomadă cu limitarea apei calde, pentru reglare vezi pag. _1b.
Dacă conectaţi bateria la un boiler instant nu este necesară instalarea unui opritor de apă caldă.

Piese de schimb vezi pag. 3

1	Mâner Stark / Stark X	10490XXX
1.1	Dop filetat	96338000
2	Mâner Uno „Zero“	38090XXX
3	Mâner Uno	38091XXX
4	Mâner Uno²	98553XXX
5	MânerCitterio	39491XXX
6	MânerCitterio M	34096000
7	Şild Starck / Uno	96452XXX
8	Şild Citterio	96749XXX
9	Şild Starck X	97449000
10	Şild Citterio M	98968000
11	capac (Rotating Protector)	96395XXX
12	Şuruburi suport	96454000
13	Şild suport	96447000
14	Piuliţă	96461000
15	Şurub de siguranţă	96059000
16	Amortizor de zgomot	94073000
17	Cartuş cpl.	92730000
18	Garnitură	95008000
19	Prelungitor 25 mm	13595000

XXX **= cod de culori**

000 crom
810 satinox®

Certificat de testare

	DVGW	P-IX	SVGW	ACS	NF	WRAS	KIWA
10616XXX	X	PA-IX 9710/IB	X			X	X
10645000	X	PA-IX 9710/IB	X			X	X
34625000	X	PA-IX 9710/IB					
38605XXX		PA-IX 9060/IA				X	X
38615XXX	X	PA-IX 9710/IB	X			X	X
38625XXX	X	PA-IX 9710/IB	X			X	X
39655XXX	X	PA-IX 9710/IB	X			X	X

Deranjament	Cauza	Măsuri de remediere
Bateria se mişcă dificil	-Cartuş defect din cauza depunerilor de calcar	-Schimbați cartuşul.
Bateria picură	-Cartuş defect din cauza depunerilor	-Schimbați cartuşul.
Temperatura apei este prea mică, nu este apă rece. Boilerul instant porneşte când se dă drumul la apa rece	-Limitarea temperaturii apei calde setată incorect.	-Setați limitarea temperaturii apei calde.
	-Curgere încrucişată (apa rece în intră în conducta de apă caldă şi invers)	-Schimbați garnitura (14)

Limitator pentru apă caldă: Temperatură apă caldă: 60 C, temperatură apă rece: 10 C, presiune de curgere: 0,3 MPa.

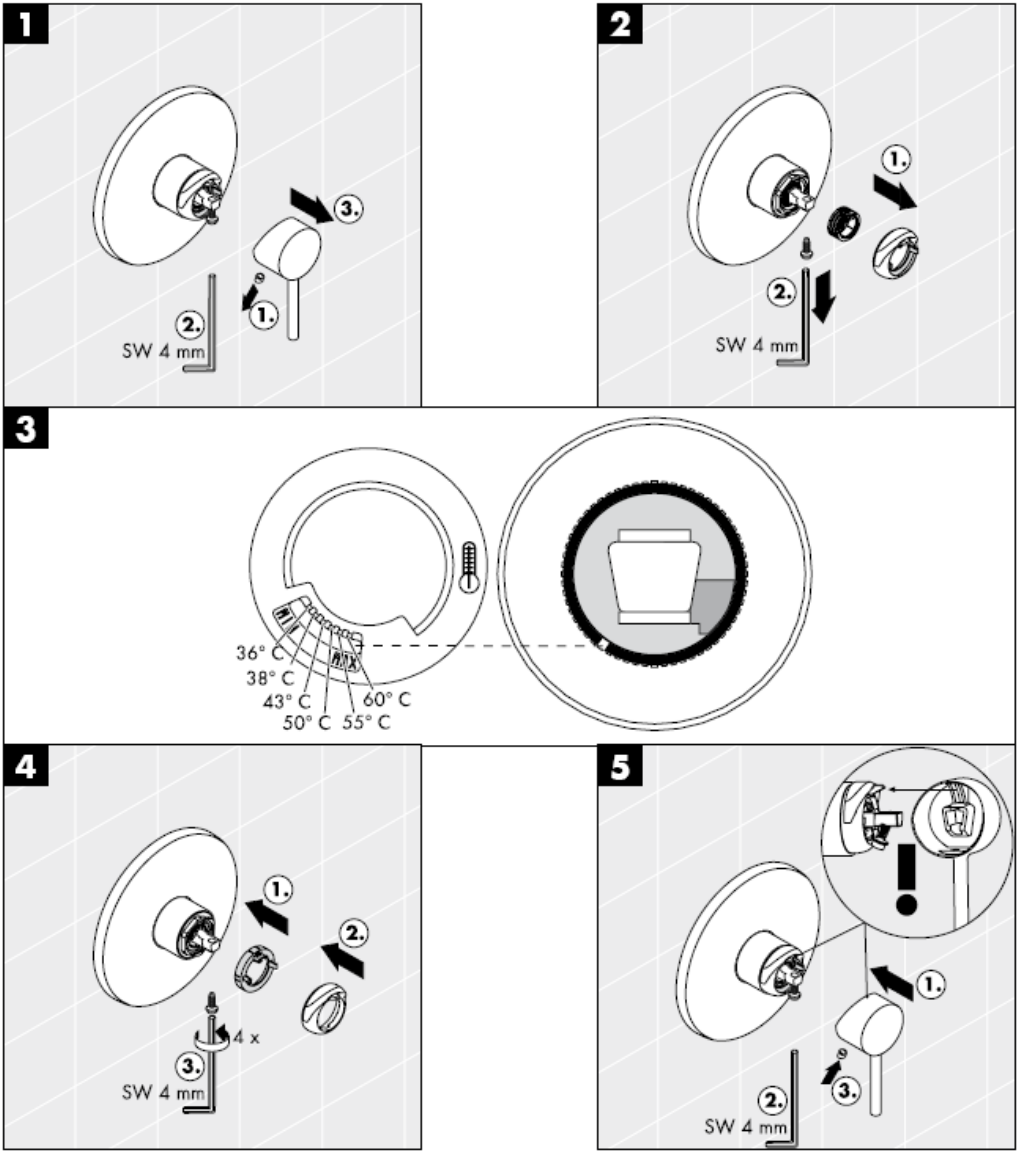

hansgrohe

Hansgrohe · Postfach 1145 · D-77761 Schiltach · Telefon +49 (0) 78 36/51-1282 · Telefax +49 (0) 7836/511440
E-Mail: info@hansgrohe.com · Internet: www.hansgrohe.com

09/2008
9.09452.07
Română

Οδηγία συναρμολόγησης

Starck
10616XXX

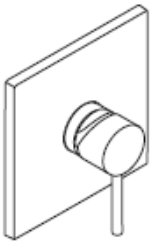

Starck X
10645000

Citterio M
34625000

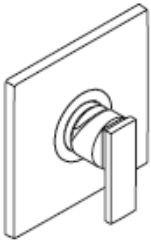

Citterio
39655XXX

Uno
38605XXX

Uno
38615XXX

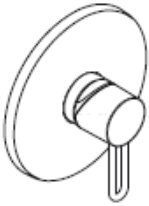

Uno²
38625XXX

AXOR®

hansgrohe

Starck
10616XXX

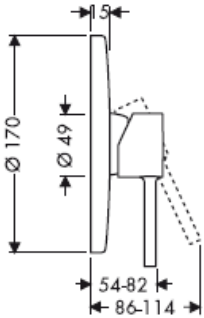

Starck X
10645000

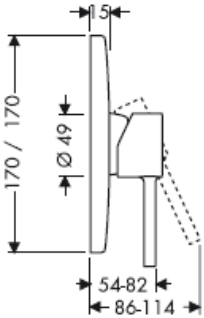

10616XXX/10645000/
38615XXX/39655XXX/
38605XXX/38625XXX
34625000

Citterio M
34625000

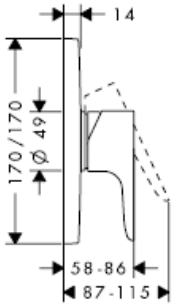

Citterio
39655XXX

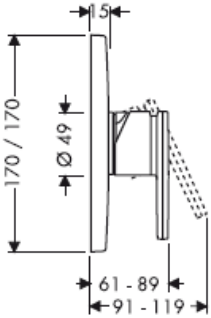

Uno
38605XXX

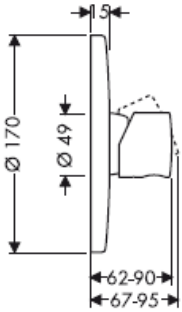

Uno
38615XXX

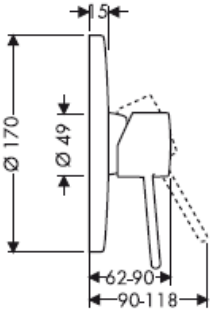

Uno²
38625XXX

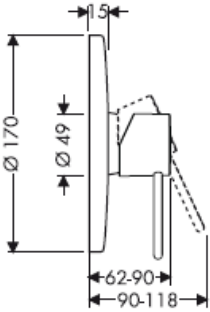

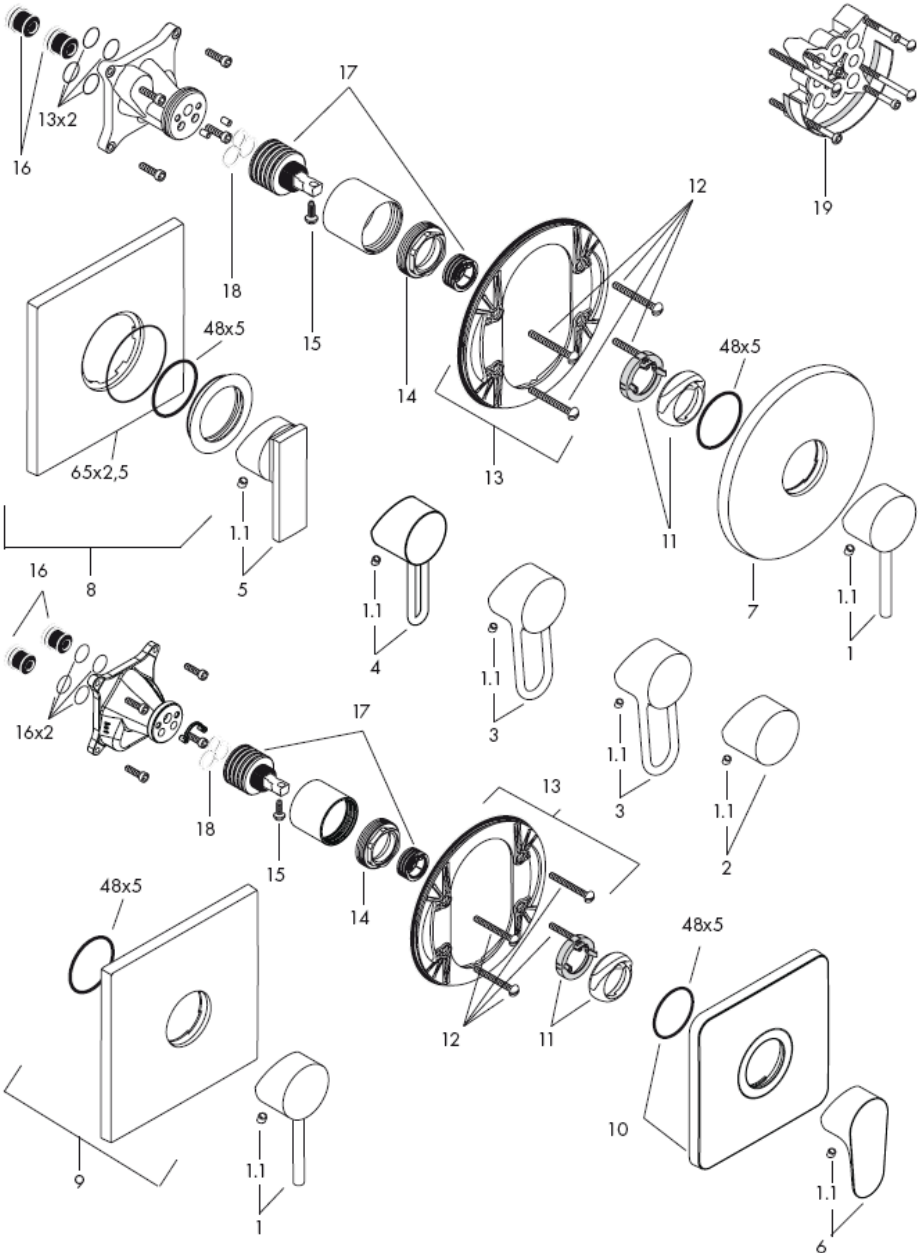
16
13x2
17
18
15
14
12
19
48x5
65x2,5
13
11
7
1.1
8
5
4
3
1
16
16x2
2
9
10
6

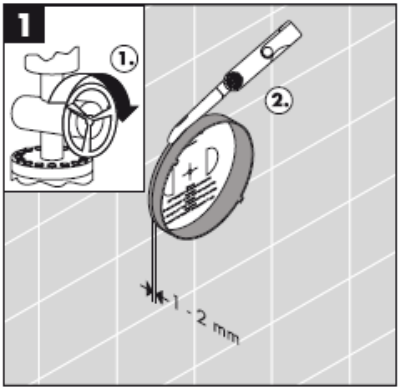
1
1.
2.
1 - 2 mm

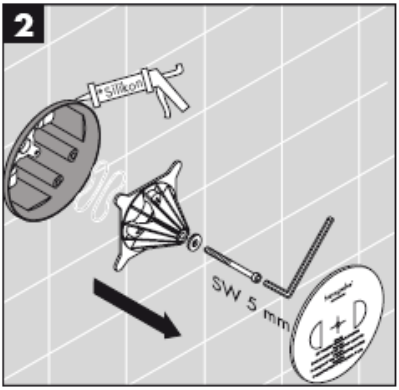
2
Silicon
SW 5 mm

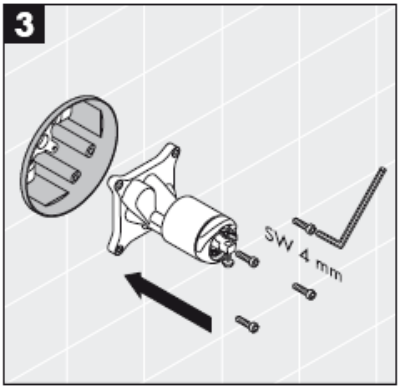
3
SW 4 mm

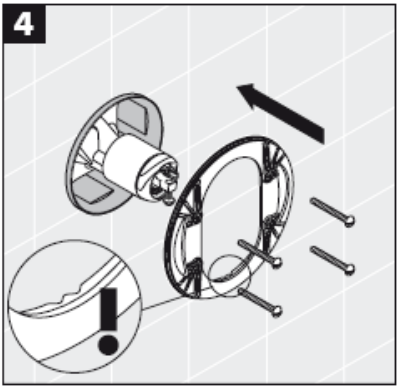
4

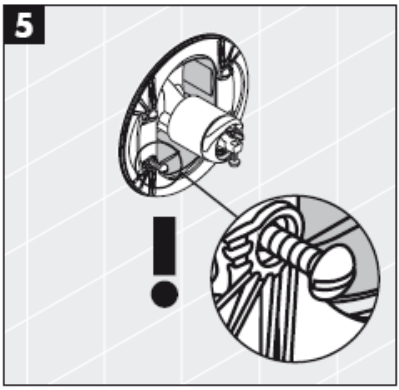
5

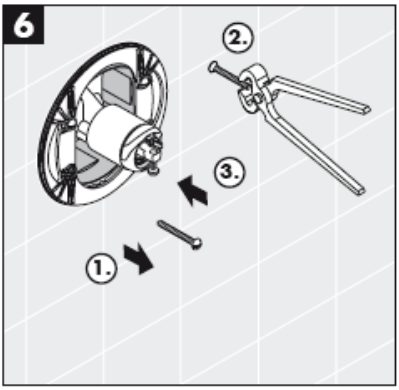
6
2.
3.
1.

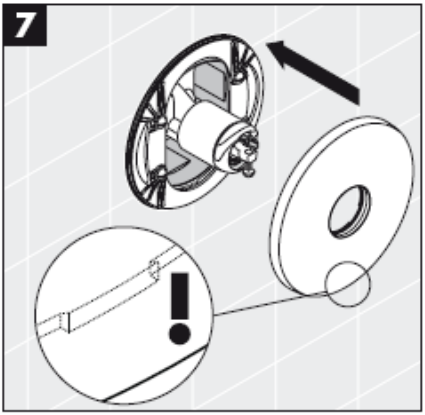

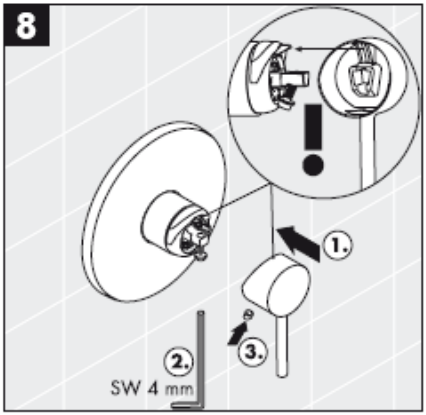

* Σιλικόνη (δίχως οξικό οξύ!)

Συναρμολόγηση

Προσοχή! Η κεντρική βάνα πρέπει να τοποθετηθεί, να πλυθεί και να ελεγχθεί με βάση τους ισχύοντες κανόνες υδραυλικής τέχνης!

Χειρισμός

Η μπαταρία ανοίγει σηκώνοντας την κεντρική λαβή. Περιστροφή προς τα αριστερά = ζεστό νερό, προς τα δεξιά = κρύο νερό.

Τεχνικά Χαρακτηριστικά

Λειτουργία πίεσης:	max. 1 MPa
Συνιστώμενη λειτουργία πίεσης:	0,1 – 0,5 MPa
Πίεση ελέγχου:	1,6 MPa
(1 MPa = 10 bar = 147 PSI)	
Θερμοκρασία ζεστού νερού:	max. 80° C
Συνιστώμενη θερμοκρασία ζεστού νερού:	65° C
Κατανάλωση νερού:	ca. 32 l/min 0,3 MPa

Οι αναμεικτικές μπαταρίες Hansgrohe μπορούν να λειτουργούν και σε συνδυασμό με ταχυθερμοσίφωνες θερμικού ή υδραυλικού ελέγχου, εφόσον η ελάχιστη πίεση ροής είναι 0,15 MPa.

Για να προσαρμόσετε το δοσομετρητή ζεστού νερού σε αναμεικτικές μπαταρίες, παρακαλούμε δείτε τη ρύθμιση στη σελ. _1b.
Δεν είναι απαραίτητη η διάταξη φραγής ζεστού νερού σε συνδυασμό με ταχυθερμοσίφωνα.

Ανταλλακτικά βλ. Σελίδα 3

1	Λαβή Stark / Stark X	10490XXX
1.1	πώμα λαβής	96338000
2	Λαβή Uno „Zero“	38090XXX
3	Λαβή Uno	38091XXX
4	Λαβή Uno²	98553XXX
5	ΛαβήCitterio	39491XXX
6	ΛαβήCitterio M	34096000
7	Ροζέττα Starck / Uno	96452XXX
8	Ροζέττα Citterio	96749XXX
9	Ροζέττα Starck X	97449000
10	Ροζέττα Citterio M	98968000
11	Καλύπτρα (Rotating Protector)	96395XXX
12	Βίδες φορέα	96454000
13	Ροζέττα φορέα	96447000
14	Παξιμάδι	96461000
15	Βίδα ασφάλισης	96059000
16	Σιγητήρας	94073000
17	Φυσίγγιο, πλήρες	92730000
18	Παρέμβυσμα	95008000
19	Επιμήκυνση 25 mm	13595000

XXX **= Χρώματα**

000 Επιχρωμιωμένο
810 Satinox®

Σήμα ελέγχου

	DVGW	P-IX	SVGW	ACS	NF	WRAS	KIWA
10616XXX	X	PA-IX 9710/IB	X			X	X
10645000	X	PA-IX 9710/IB	X			X	X
34625000	X	PA-IX 9710/IB					
38605XXX		PA-IX 9060/IA				X	X
38615XXX	X	PA-IX 9710/IB	X			X	X
38625XXX	X	PA-IX 9710/IB	X			X	X
39655XXX	X	PA-IX 9710/IB	X			X	X

Βλάβη	Αιτία	Διόρθωση
Σκληρή μπαταρία (μείκτης)	-Ελαττωματικό φυσίγγιο, άλατα	-Αλλαγή φυσιγγίου
Η μπαταρία στάζει	-Ελαττωματικό φυσίγγιο, καθιζήσεις	-Αλλαγή φυσιγγίου
Χαμηλή θερμοκρασία ζεστού νερού, καθόλου κρύο νερό. Ο ταχυθερμοσίφωνας ενεργοποιείται, όταν επιλέγεται το κρύο νερό.	-Λάθος ρύθμιση της περιοριστικής διάταξης ζεστού νερού -Σταυροειδής ροή	-Ρυθμίστε την περιοριστική διάταξη του ζεστού νερού -Αλλάξτε τη στεγανοποίηση (14)

Διάταξη περιορισμού ζεστού νερού: θερμοκρασία ζεστού νερού 60 C, θερμοκρασία κρύου νερού 10 C, πίεση ροής 0,3 MPa.

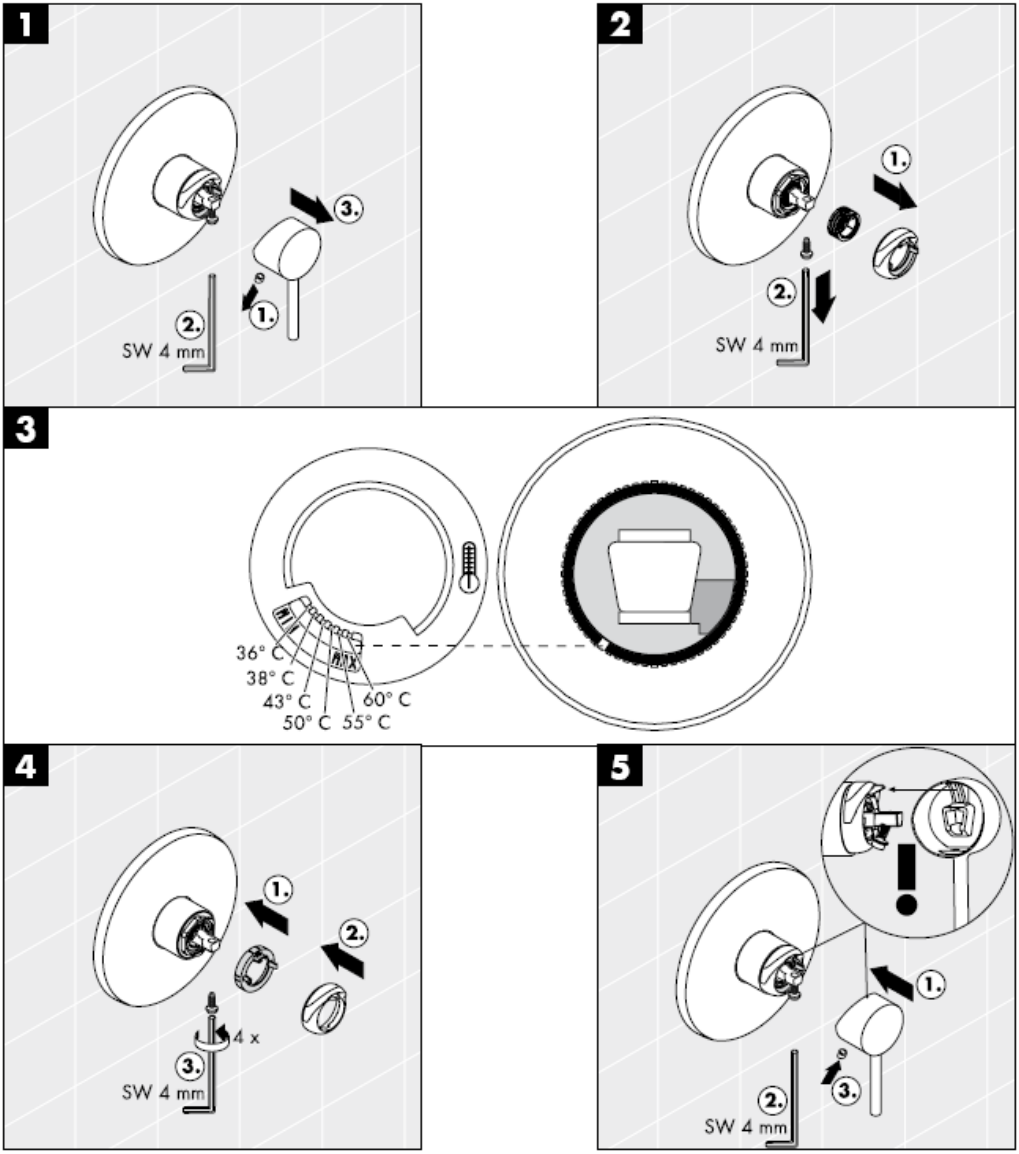

hansgrohe

Hansgrohe · Postfach 1145 · D-77761 Schiltach · Telefon +49 (0) 78 36/51-1282 · Telefax +49 (0) 7836/511440
E-Mail: info@hansgrohe.com · Internet: www.hansgrohe.com

09/2008
9.09452.07
Ελληνικά

تعليمات التجميع

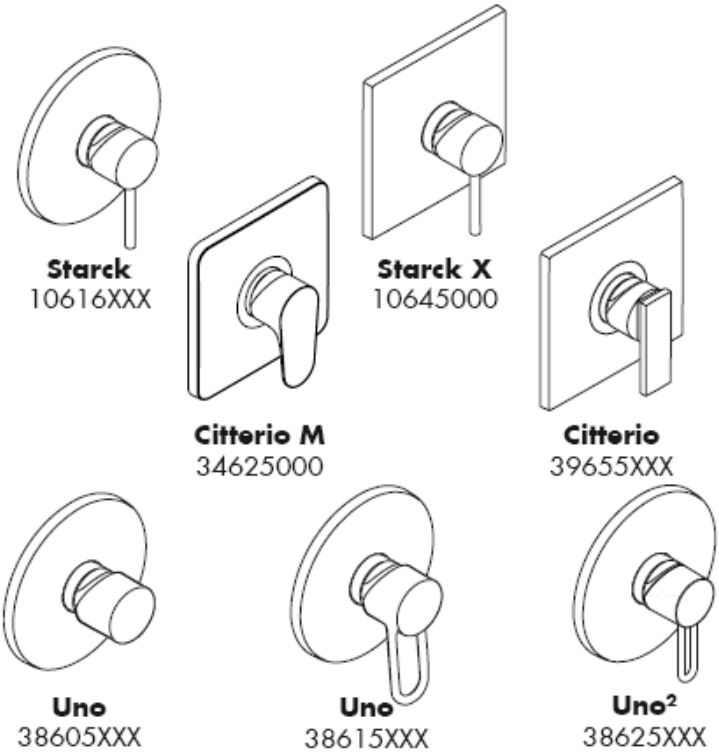

AXOR®

hansgrohe

Starck
10616XXX

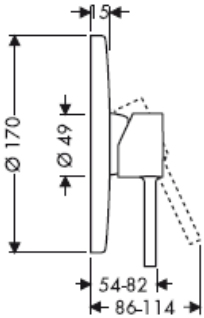

Starck X
10645000

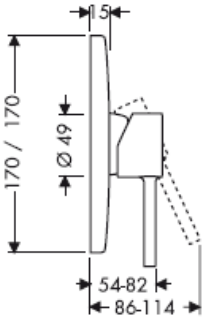

10616XXX/10645000/
38615XXX/39655XXX/
38605XXX/38625XXX
34625000

Citterio M
34625000

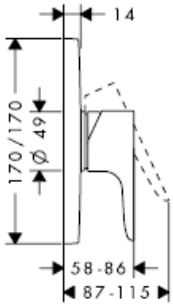

Citterio
39655XXX

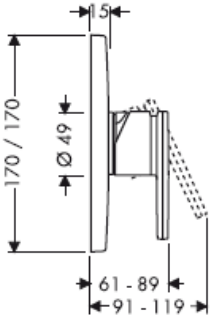

Uno
38605XXX

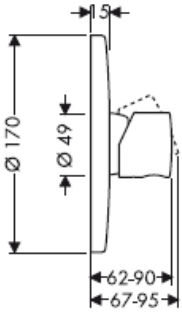

Uno
38615XXX

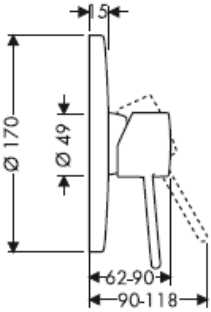

Uno²
38625XXX

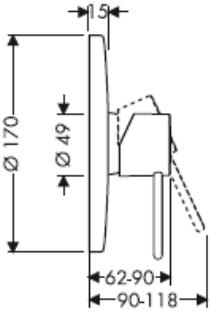

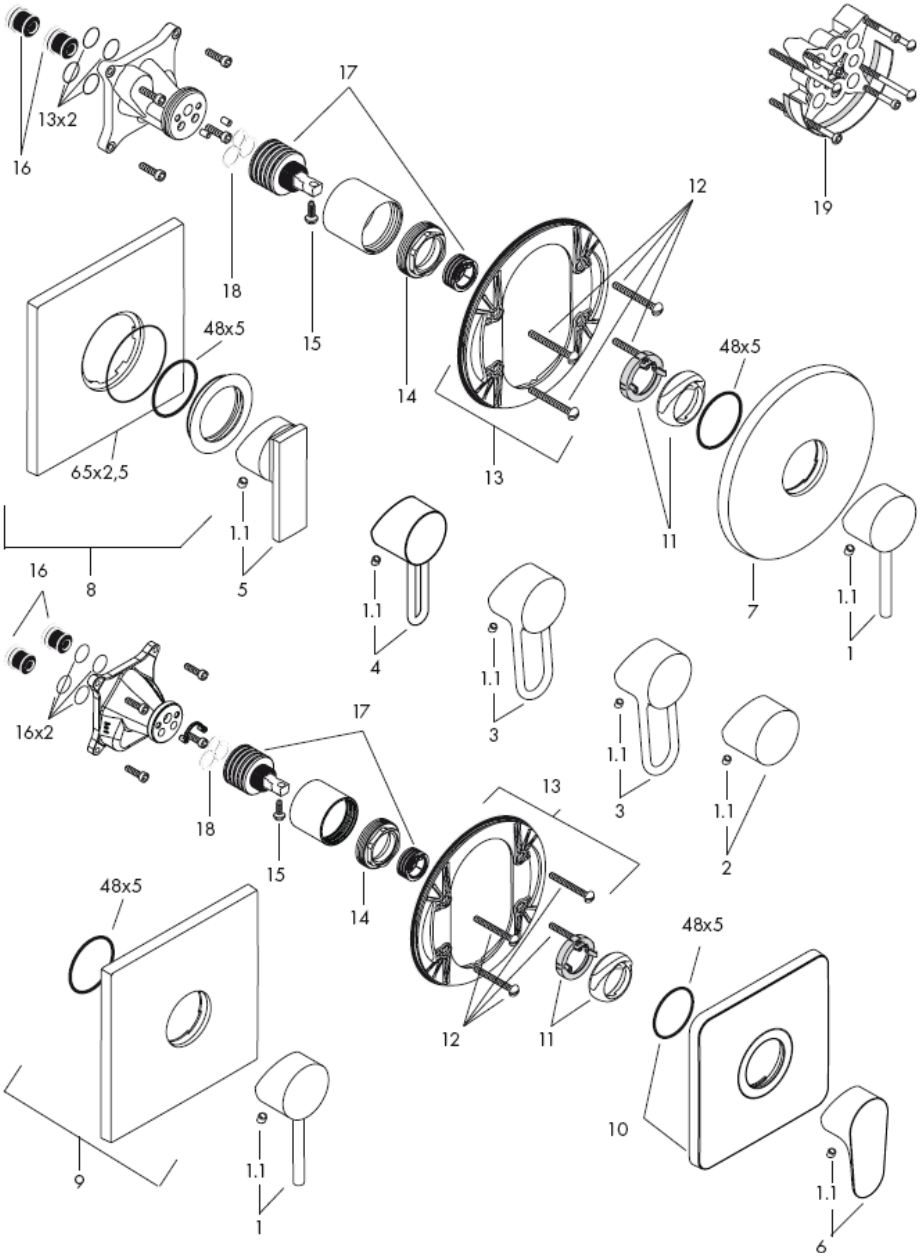
16
13x2
17
18
15
14
12
19
48x5
65x2,5
13
11
7
1.1
8
5
4
3
1
16
16x2
2
9
10
6

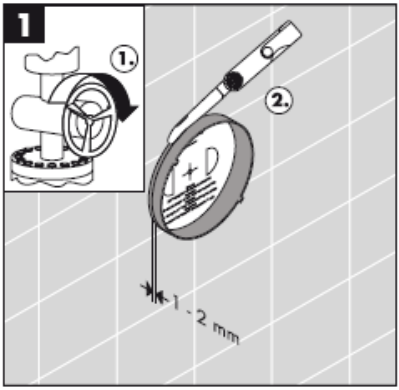
1
1.
2.
1 - 2 mm

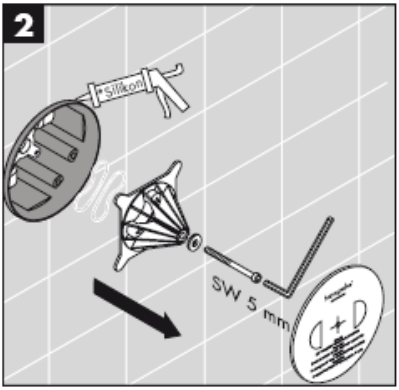
2
Silkom
SW 5 mm

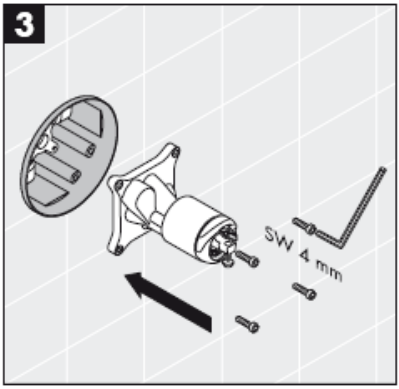
3
SW 4 mm

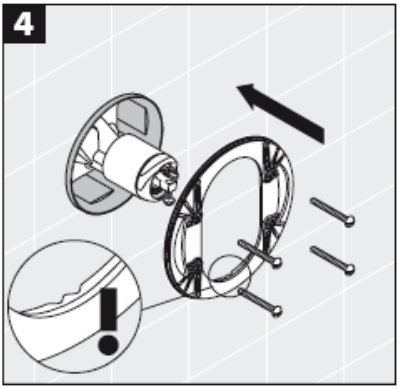
4

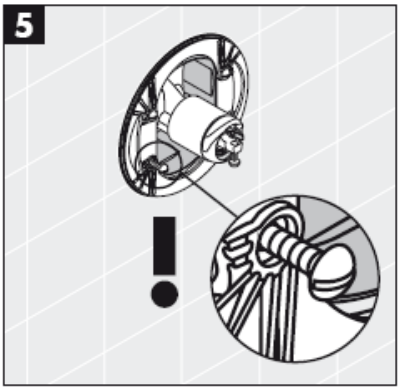
5

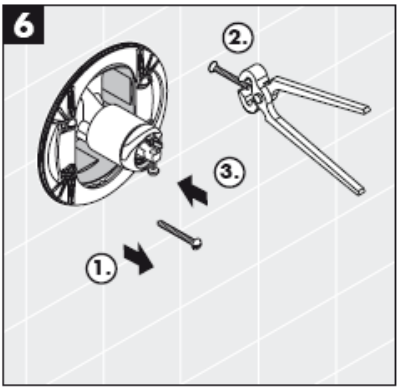
6
2.
3.
1.

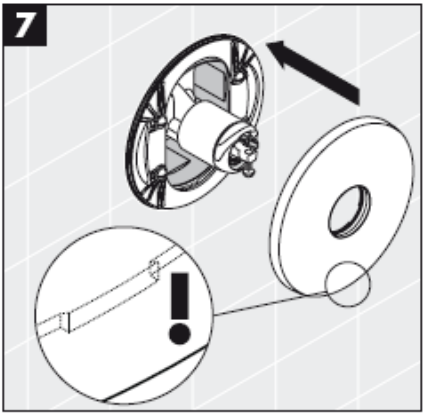

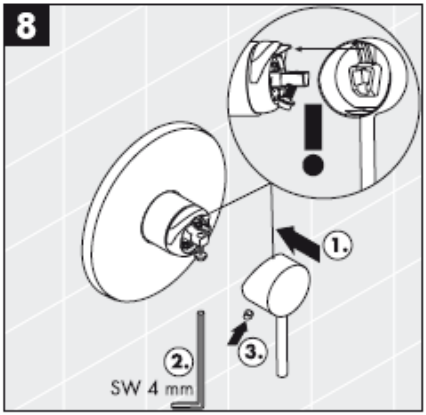

* سيليكون (خالي من حمض الخليك!)

3 راجع صفحة قطع الغيار

1	مقبض Stark / Stark X	10490XXX
1.1	غطاء ملولب	96338000
2	مقبض Uno „Zero“	38090XXX
3	مقبض Uno	38091XXX
4	مقبض Uno²	98553XXX
5	مقبضCitterio	39491XXX
6	مقبضCitterio M	34096000
7	طرف Starck / Uno	96452XXX
8	طرف Citterio	96749XXX
9	طرف Starck X	97449000
10	طرف Citterio M	98968000
11	فلانشة (شفة) (Rotating Protector)	96395XXX
12	مسمار التثبيت	96454000
13	لوحة الحامل	96447000
14	صمولة	96461000
15	تأمين مسمار اليد	96059000
16	تقليل الضوضاء	94073000
17	خرطوشة	92730000
18	حلقة منع التسرب	95008000
19	وصلة إطالة 25 مم	13595000

الألوان = XXX

كروم 000
ساتينوكس (علامة مسجلة) 810

التركيب

يجب تركيب الوصلة، وغمرها بالماء واختبارها وفقاً للمعايير السارية! تنبيه!

التشغيل

لف في اتجاه اليسار يتم تنشيط الخلاط من خلال سحب مقبض الرافعة. للحصول على الماء الساخن ولف في اتجاه اليمين للحصول على الماء البارد.

المواصفات الفنية

ضغط التشغيل:	max. 1 MPa
ضغط التشغيل الموصى به:	0,1 – 0,5 MPa
ضغط الاختبار:	1,6 MPa
1)MPa = 147 PSI(10بار =	
درجة حرارة الماء الساخن:	max. 80° C
درجة الحرارة الموصى بها للماء الساخن:	65° C
معدل التدفق:	ca. 32 l/min 0,3 MPa

يمكن استخدام خلاطات هانزجروهه أحادية المقبض مع سخانات تدفق الماء ذات التحكم الهيدروليكي أو الحراري، مع ضغط تدفق لا يقل عن 1.5 بار.

لضبط محدد الماء الساخن في الخلاطات ذات الرافعة الأحادية، يرجى الرجوع إلى صفحة _1b.
ولا يلزم إجراء أي ضبط عند استخدام سخان مياه ذي تدفق مستمر.

شهادة اختبار

	DVGW	P-IX	SVGW	ACS	NF	WRAS	KIWA
10616XXX	X	PA-IX 9710/IB	X			X	X
10645000	X	PA-IX 9710/IB	X			X	X
34625000	X	PA-IX 9710/IB					
38605XXX		PA-IX 9060/IA				X	X
38615XXX	X	PA-IX 9710/IB	X			X	X
38625XXX	X	PA-IX 9710/IB	X			X	X
39655XXX	X	PA-IX 9710/IB	X			X	X

العطل	السبب	العلاج والإصلاح
الخلاط ثقيل الحركة	الخرطوشة تالفة، تراكم عليها الجير-	قم بتغيير الخرطوشة-
تساقط قطرات مياه من الخلاط	الخرطوشة تالفة، متراكم عليها الترسبات-	قم بتغيير الخرطوشة-
درجة حرارة الماء الساخن منخفضة للغاية، ولا يوجد ماء بارد. سخان المياه الفوري يعمل عند استخدام الماء البارد.	حد الماء الساخن مضبوط بشكل خاطيء-	اضبط حد الماء الساخن-
	اندفاع متعاكس للمياه-	قم بتغيير الجلبة (14)-

محدد الماء الساخن: درجة حرارة الماء الساخن 60 مئوية، درجة حرارة الماء البارد تبلغ 10 مئوية، ضغط التدفق 3 بار.

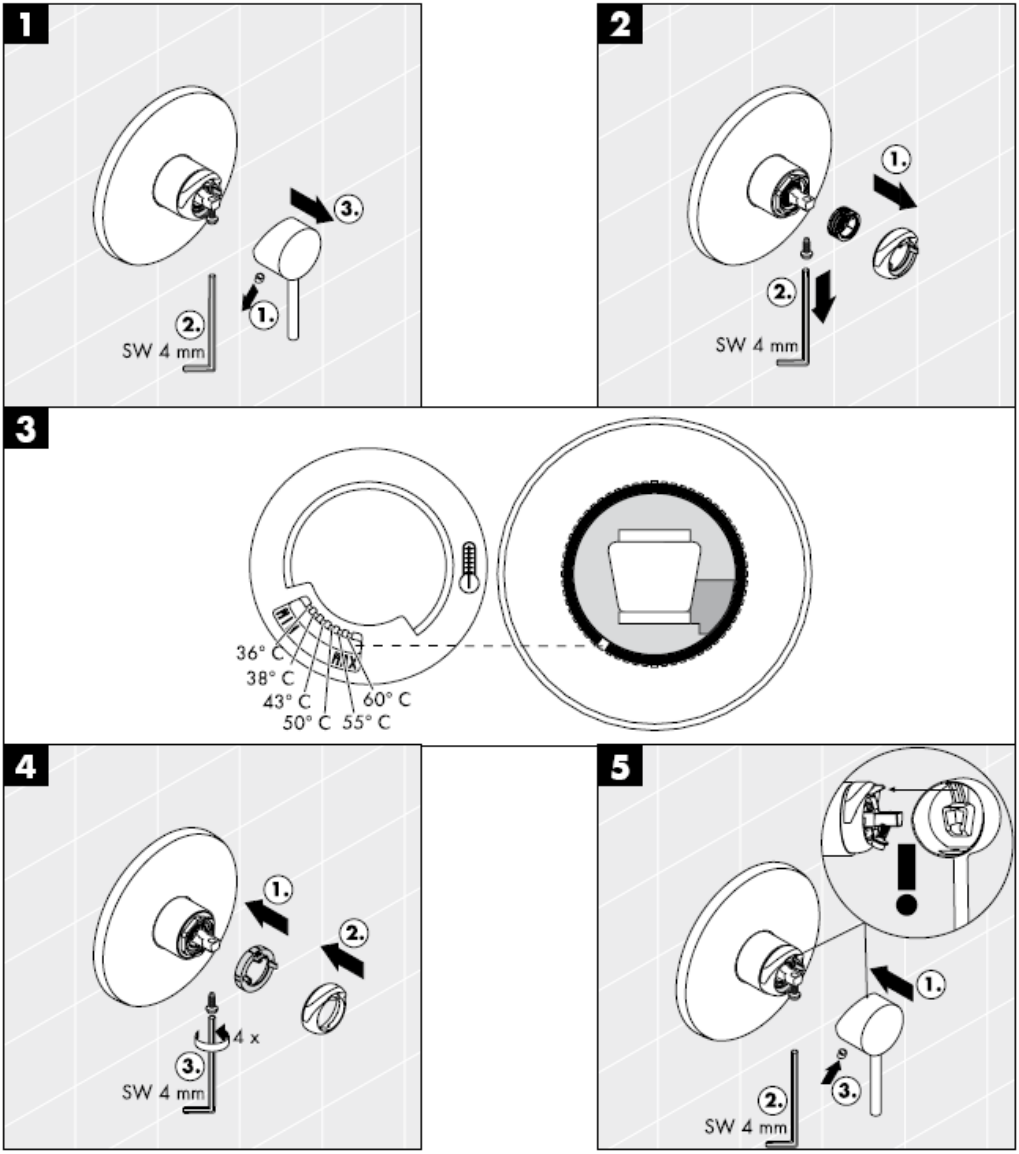

hansgrohe

Hansgrohe · Postfach 1145 · D-77761 Schiltach · Telefon +49 (0) 78 36/51-1282 · Telefax +49 (0) 7836/511440
E-Mail: info@hansgrohe.com · Internet: www.hansgrohe.com

09/2008
9.09452.07
عربي

Navodila za montažo

Starck
10616XXX

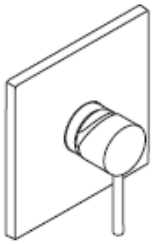

Starck X
10645000

Citterio M
34625000

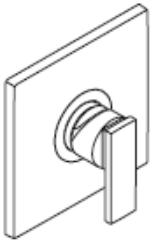

Citterio
39655XXX

Uno
38605XXX

Uno
38615XXX

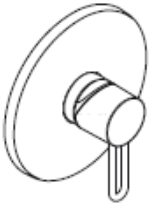

Uno²
38625XXX

AXOR®

hansgrohe

Starck
10616XXX

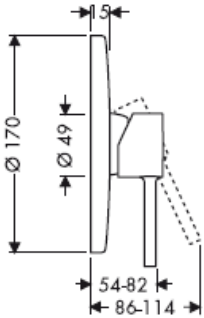

Starck X
10645000

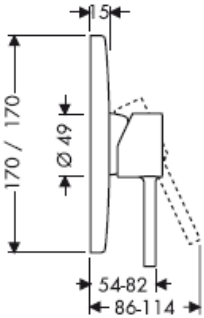

10616XXX/10645000/
38615XXX/39655XXX/
38605XXX/38625XXX
34625000

Citterio M
34625000

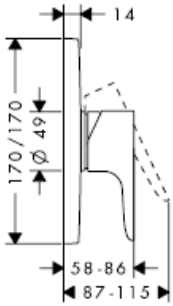

Citterio
39655XXX

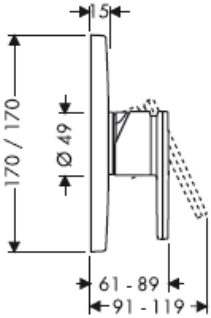

Uno
38605XXX

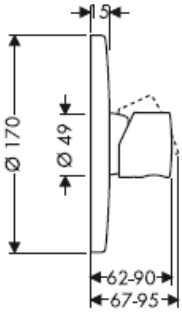

Uno
38615XXX

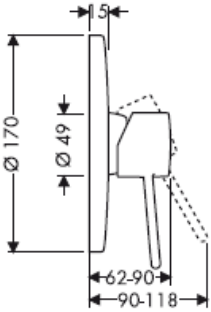

Uno²
38625XXX

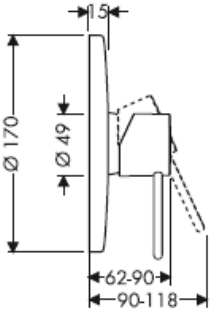

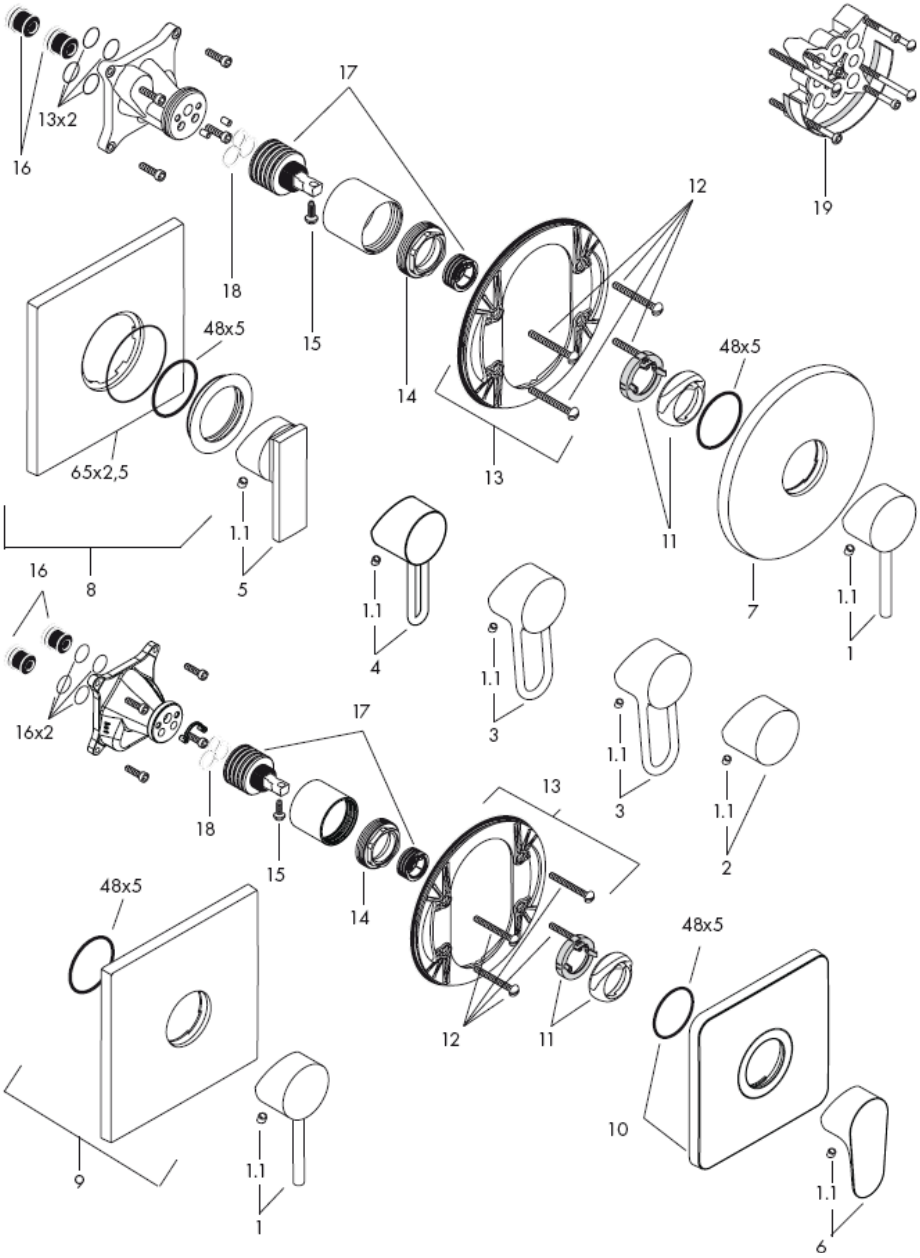
16
13x2
17
18
15
14
12
19
48x5
65x2,5
13
11
7
1.1
8
5
4
3
1
16
16x2
2
9
10
6

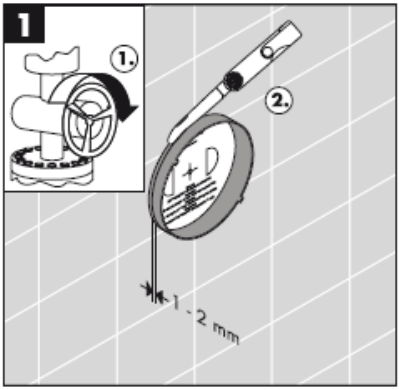
1
1.
2.
1 - 2 mm

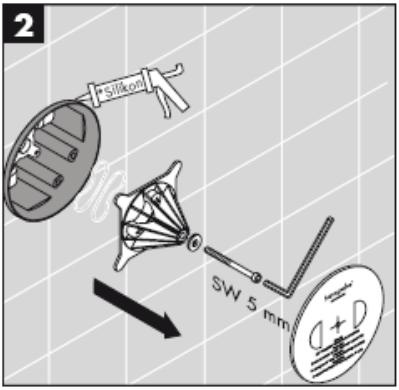
2
silicon
SW 5 mm

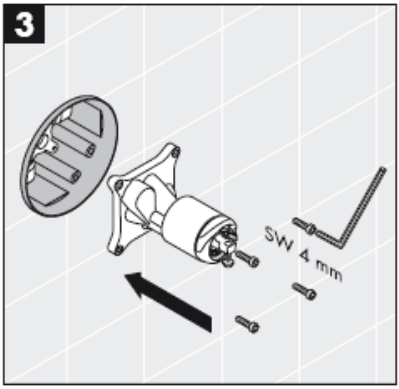
3
SW 4 mm

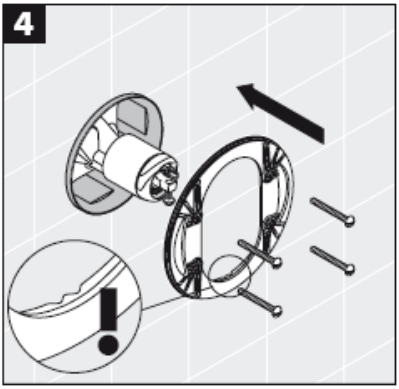
4

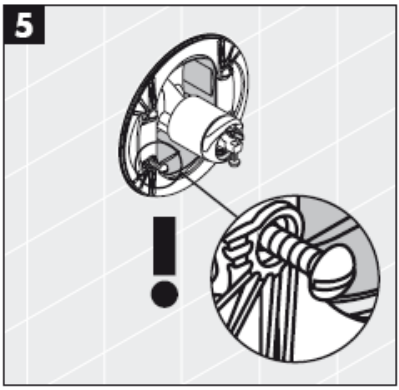
5

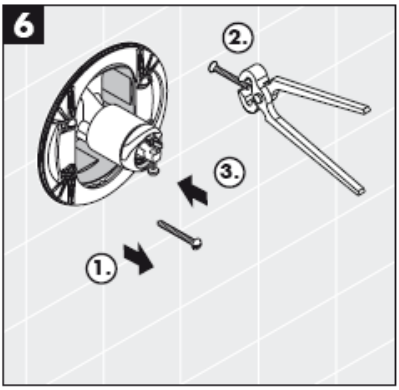
6
2.
3.
1.

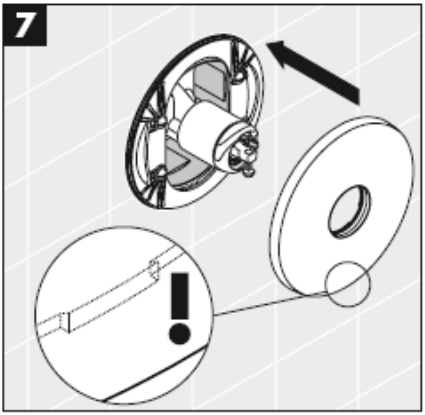

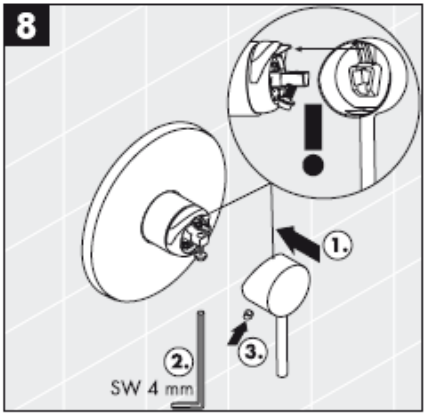

* Silikon (brez ocetne kisline)

Montaža

Attention! Armaturo je potrebno montirati, sprati in testirati v skladu z veljavnimi normami!

Upravljanje

Mešalno baterijo odprete tako, da povlečete ročko. Zasuk na levo = topla voda, na desno = hladna voda.

Tehnični podatki

Delovni tlak:	max. 1 MPa
Priporočeni delovni tlak:	0,1 – 0,5 MPa
Preskusni tlak:	1,6 MPa
(1 MPa = 10 bar = 147 PSI)	
Temperatura tople vode:	max. 80° C
Priporočena temperatura tople vode:	65° C
Pretok vode:	ca. 32 l/min 0,3 MPa

Enoročne mešalne baterije Hansgrohe lahko uporabljate v povezavi s hidravlično in termično uravnavanimi pretočnimi grelniki, če je pretočni tlak najmanj 0,15 MPa.

Enoročne mešalne baterije z omejevalnikom tople vode, za justiranje glejte stran _1b.
V povezavi s pretočnimi grelniki zapora tople vode ni potrebna.

Rezervni deli glejte stran 3

1	Ročka Stark / Stark X	10490XXX
1.1	Pokrov/čep	96338000
2	Ročka Uno „Zero“	38090XXX
3	Ročka Uno	38091XXX
4	Ročka Uno²	98553XXX
5	ročkaCitterio	39491XXX
6	ročkaCitterio M	34096000
7	Rozeta Starck / Uno	96452XXX
8	Rozeta Citterio	96749XXX
9	Rozeta Starck X	97449000
10	Rozeta Citterio M	98968000
11	Prirobnica (Rotating Protector)	96395XXX
12	Nosilni vijaki	96454000
13	Nosilna rozeta	96447000
14	Matica	96461000
15	Zaščitni vijak	96059000
16	Dušilnik zvoka	94073000
17	Vložek	92730000
18	Tesnilo	95008000
19	Podaljšek 25 mm	13595000

XXX **= Barve**

000 krom
810 satinox®

Preskusni znak

	DVGW	P-IX	SVGW	ACS	NF	WRAS	KIWA
10616XXX	X	PA-IX 9710/IB	X			X	X
10645000	X	PA-IX 9710/IB	X			X	X
34625000	X	PA-IX 9710/IB					
38605XXX		PA-IX 9060/IA				X	X
38615XXX	X	PA-IX 9710/IB	X			X	X
38625XXX	X	PA-IX 9710/IB	X			X	X
39655XXX	X	PA-IX 9710/IB	X			X	X

Napaka	Vzrok	Pomoč
Težko premikanje armature	-Pokvarjen vložek, poapneno	-Zamenjajte vložek
Iz armature kaplja	-Pokvarjen vložek, usedline	-Zamenjajte vložek
Prenizka temperatura tople vode, ni mrzle vode. Pretočni grelnik se sproži, kadar izberete mrzlo vodo.	-Omejevalnik tople vode ni pravilno nastavljen	-Nastavite omejevalnik tople vode
	-Križni tok	-Tesnilo (14) zamenjajte

Omejitev tople vode: temperatura tople vode 60 C, temperatura mrzle vode 10 C, pretočni tlak 0,3 MPa.

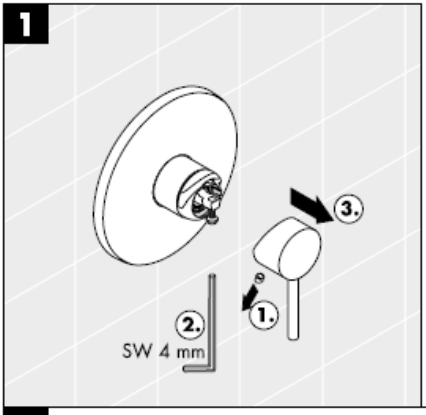

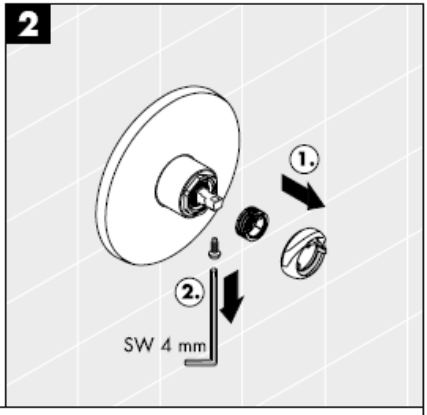

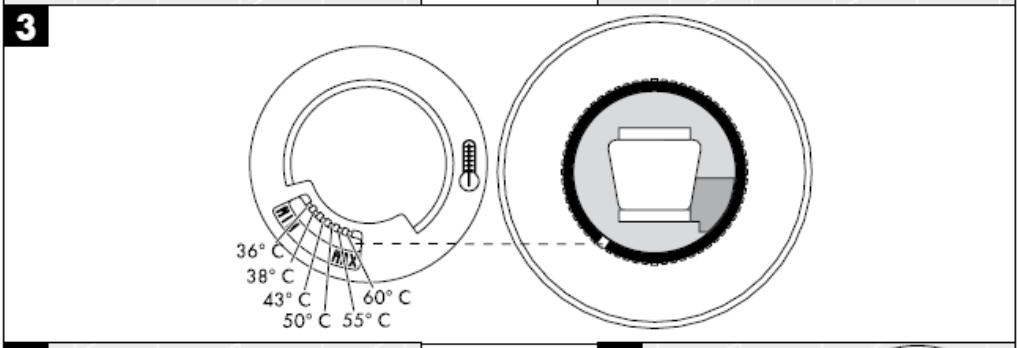

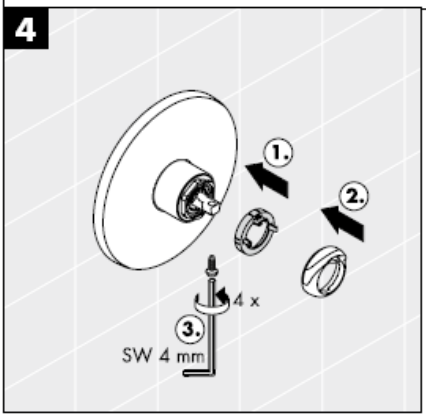

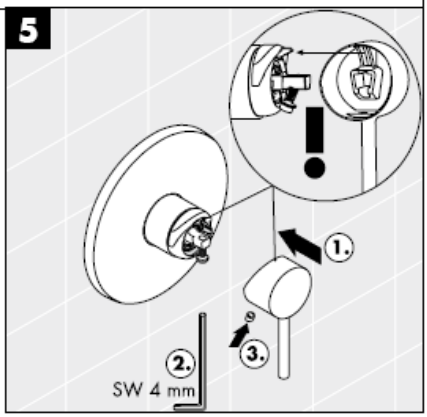

hansgrohe

Hansgrohe · Postfach 1145 · D-77761 Schiltach · Telefon +49 (0) 78 36/51-1282 · Telefax +49 (0) 7836/511440
E-Mail: info@hansgrohe.com · Internet: www.hansgrohe.com

09/2008
9.09452.07
Slovenski

Paigaldusjuhend

Starck
10616XXX

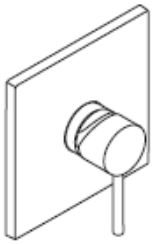

Starck X
10645000

Citterio M
34625000

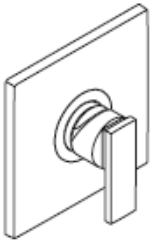

Citterio
39655XXX

Uno
38605XXX

Uno
38615XXX

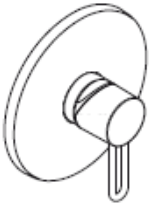

Uno²
38625XXX

AXOR®

hansgrohe

Starck
10616XXX

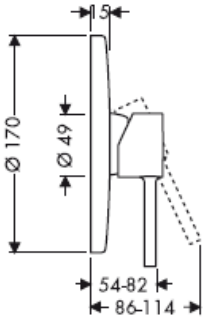

Starck X
10645000

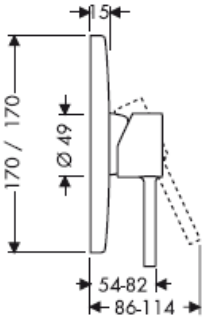

10616XXX/10645000/
38615XXX/39655XXX/
38605XXX/38625XXX
34625000

Citterio M
34625000

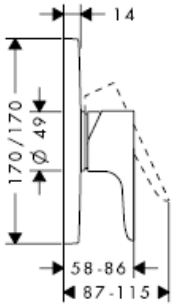

Citterio
39655XXX

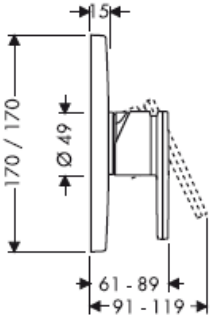

Uno
38605XXX

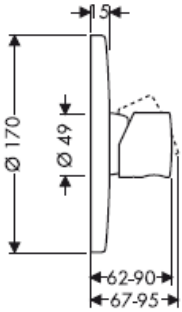

Uno
38615XXX

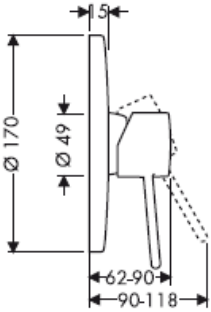

Uno²
38625XXX

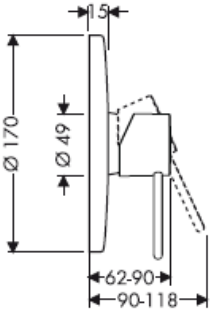

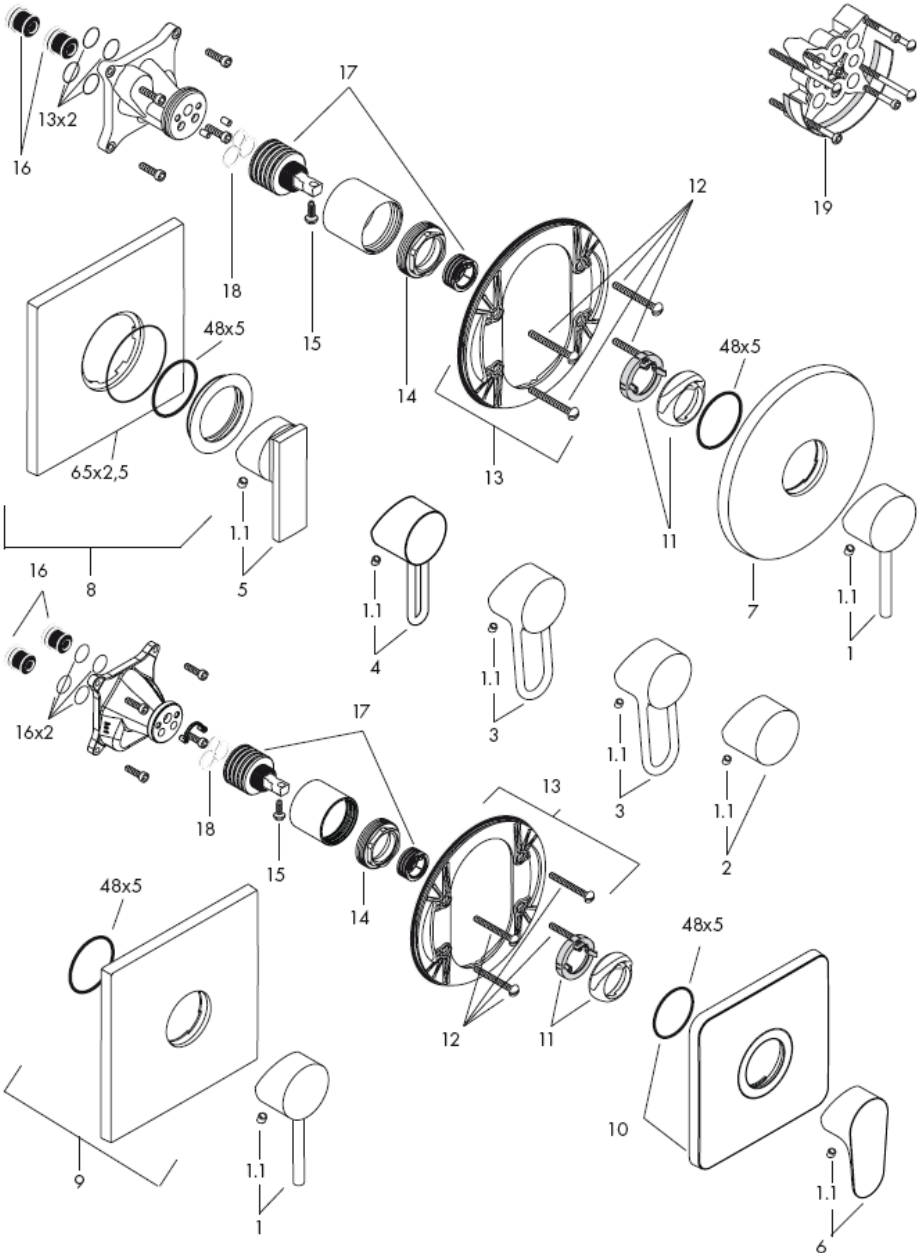
16
13x2
17
18
15
14
12
19
48x5
65x2,5
13
11
7
1.1
8
5
4
3
1
16
16x2
2
9
10
6

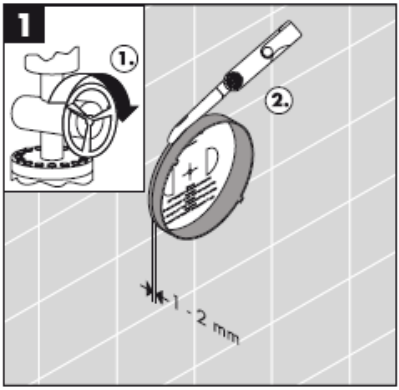
1
1.
2.
1 - 2 mm

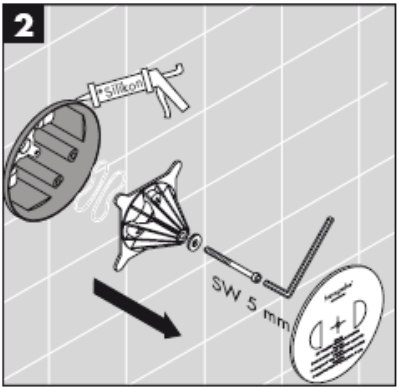
2
Silikon
SW 5 mm

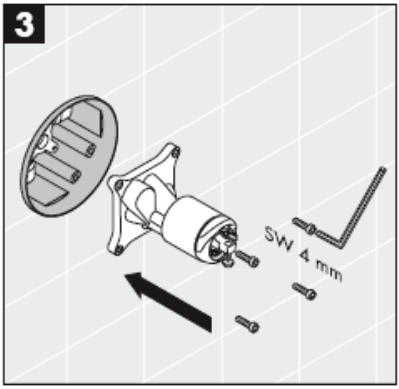
3
SW 4 mm

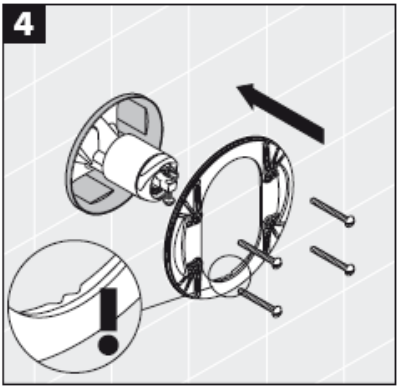
4

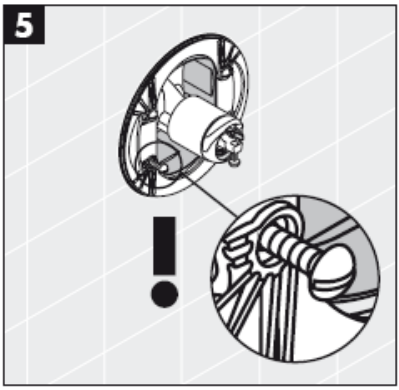
5

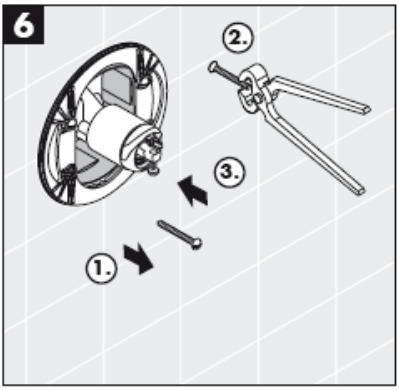
6
2.
3.
1.

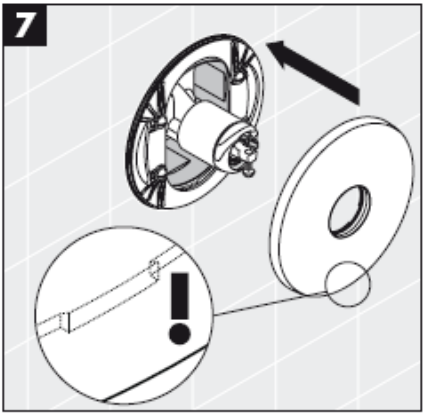

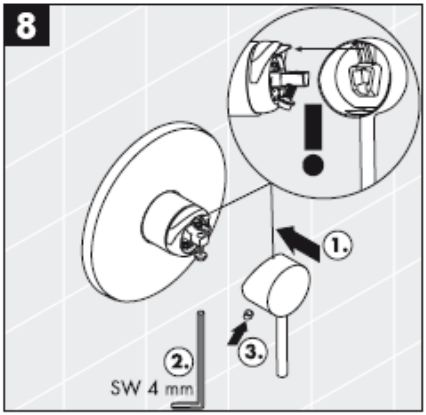

* Silikoon (äädikhappeta!)

Paigaldamine

Tähelepanu! Segisti paigaldamine, loputamine ja kontroll peab toimuma vastavalt kehtivatele normidele!

Kasutamine

Segisti aktiveerub kangi tõmbamisega.
Pööramine vasakule = soe vesi, paremal = külm vesi.

Tehnilised andmed

Töörõhk	max. 1 MPa
Soovitatav töörõhk:	0,1 – 0,5 MPa
Kontrollsurve:	1,6 MPa
(1 MPa = 10 baari = 147 PSI)	
Kuuma vee temperatuur:	max. 80° C
Soovitatav kuuma vee temperatuur:	65° C
Läbivool:	ca. 32 l/min 0,3 MPa

Hansgrohe ühekäe segisteid võib kasutada koos hüdrauliliselt ja termiliselt juhitavate boileritega, kui vee rõhk on vähemalt 0,15 MPa.

Ühe juhtkangiga segisti kuuma vee piiraja reguleerimise kohta vt lk _1b. Läbivoolu boilerite puhul pole reguleerimine vajalik.

Varuosad vt lk 3

1	käepide Stark / Stark X	10490XXX
1.1	käepideme kaas	96338000
2	käepide Uno „Zero“	38090XXX
3	käepide Uno	38091XXX
4	käepide Uno²	98553XXX
5	käepideCitterio	39491XXX
6	käepideCitterio M	34096000
7	äärik Starck / Uno	96452XXX
8	äärik Citterio	96749XXX
9	äärik Starck X	97449000
10	äärik Citterio M	98968000
11	äärik (Rotating Protector)	96395XXX
12	kinnituskruvid	96454000
13	alusplaat	96447000
14	mutter	96461000
15	käepideme kinnituskruvi	96059000
16	helisummutus	94073000
17	tööelement	92730000
18	tihend	95008000
19	pikendus 25 mm	13595000

XXX **= Värvikood**

000 kroom
810 satinox®

Kontrollsertifikaat

	DVGW	P-IX	SVGW	ACS	NF	WRAS	KIWA
10616XXX	X	PA-IX 9710/IB	X			X	X
10645000	X	PA-IX 9710/IB	X			X	X
34625000	X	PA-IX 9710/IB					
38605XXX		PA-IX 9060/IA				X	X
38615XXX	X	PA-IX 9710/IB	X			X	X
38625XXX	X	PA-IX 9710/IB	X			X	X
39655XXX	X	PA-IX 9710/IB	X			X	X

Rike	Põhjus	Lahendus
Segisti käib raskelt	-Tööelement on katkine, lubjastunud	-Vahetage tööelement
Segisti tilgub	-Tööelement on katkine, sete	-Vahetage tööelement
Liiga madal sooja vee temperatuur, külma vett pole.	-Kuuma vee piirang valesti seatud	-Seadke kuuma vee piirang
Läbivoolu boiler hakkab tööle, kui on valitud külm vesi.	-Ristvool	-Tihend (14) välja vahetada

Kuuma vee piiraja: kuum vesi 60 C, külm vesi 10 C, rõhk 0,3 MPa.

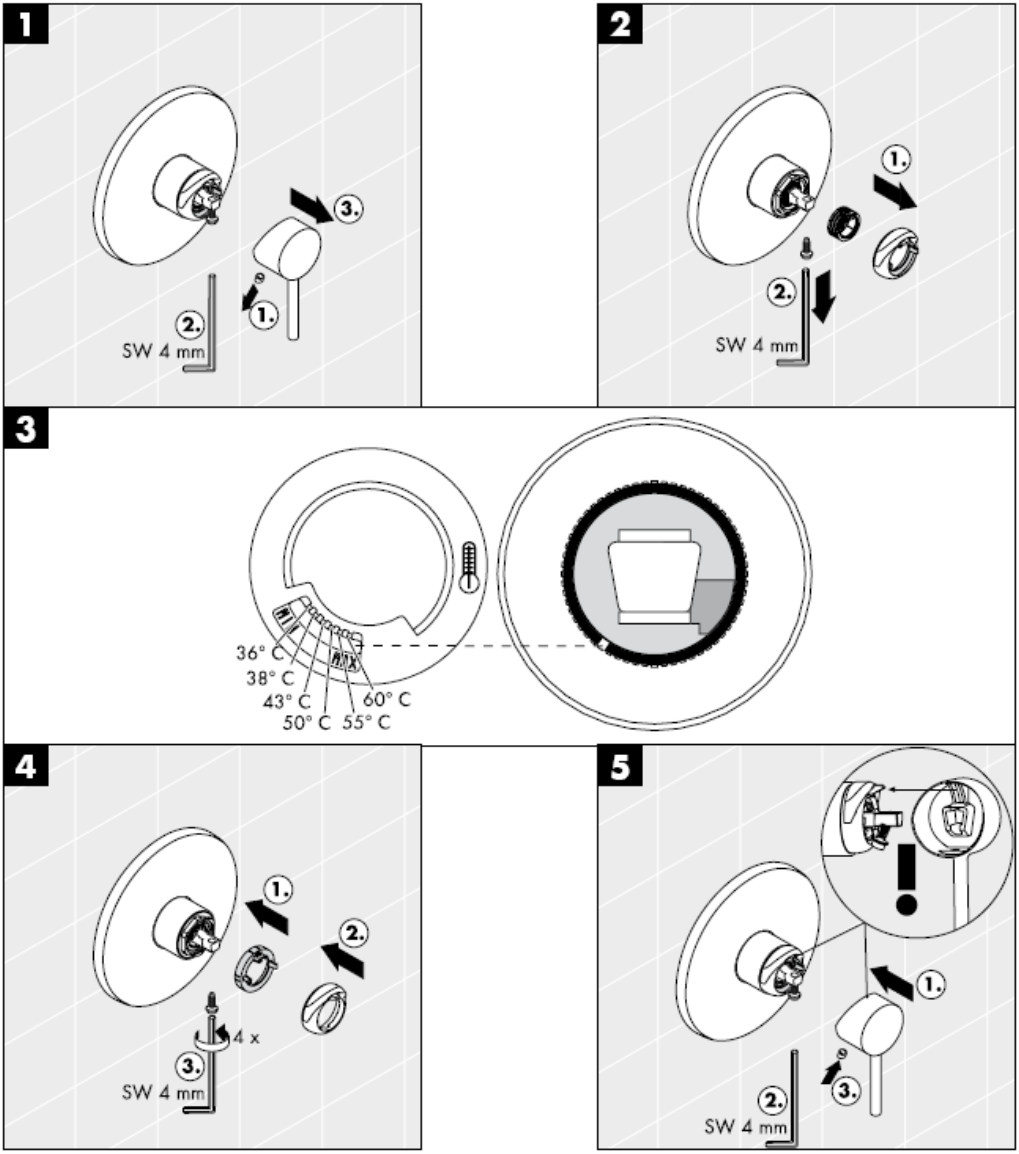

hansgrohe

Hansgrohe · Postfach 1145 · D-77761 Schiltach · Telefon +49 (0) 78 36/51-1282 · Telefax +49 (0) 7836/511440
E-Mail: info@hansgrohe.com · Internet: www.hansgrohe.com

09/2008
9.09452.07
Estonia

Montāžas instrukcija

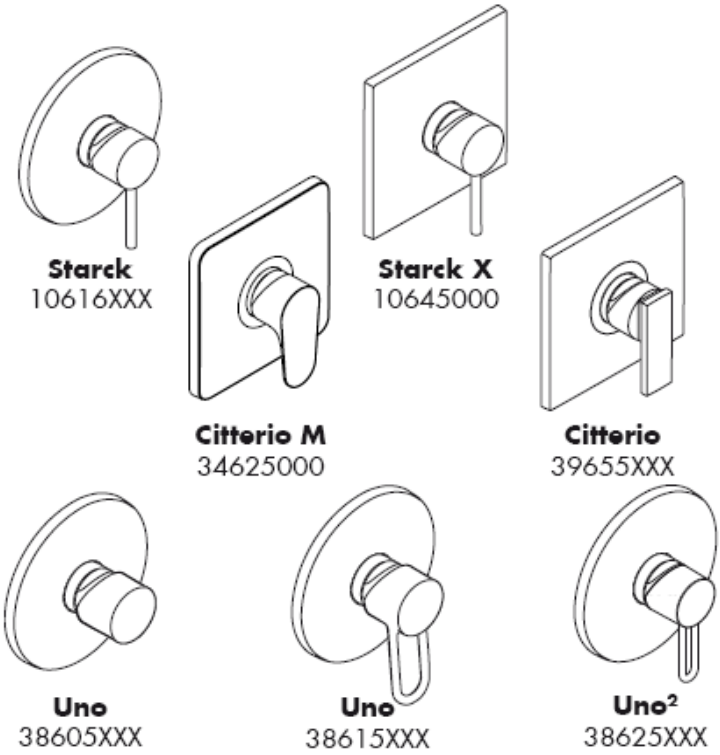

AXOR®

hansgrohe

Starck
10616XXX

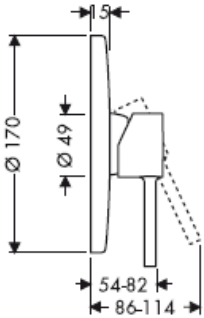

Starck X
10645000

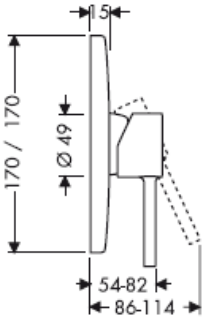

10616XXX/10645000/
38615XXX/39655XXX/
38605XXX/38625XXX
34625000

Citterio M
34625000

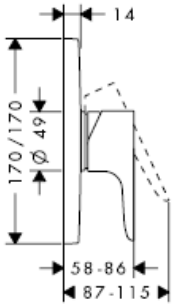

Citterio
39655XXX

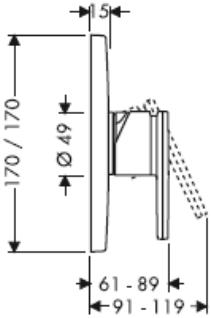

Uno
38605XXX

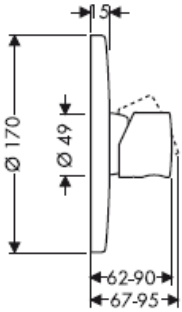

Uno
38615XXX

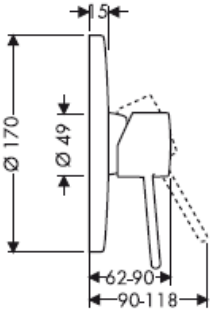

Uno²
38625XXX

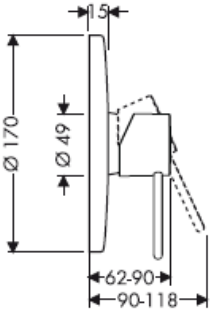

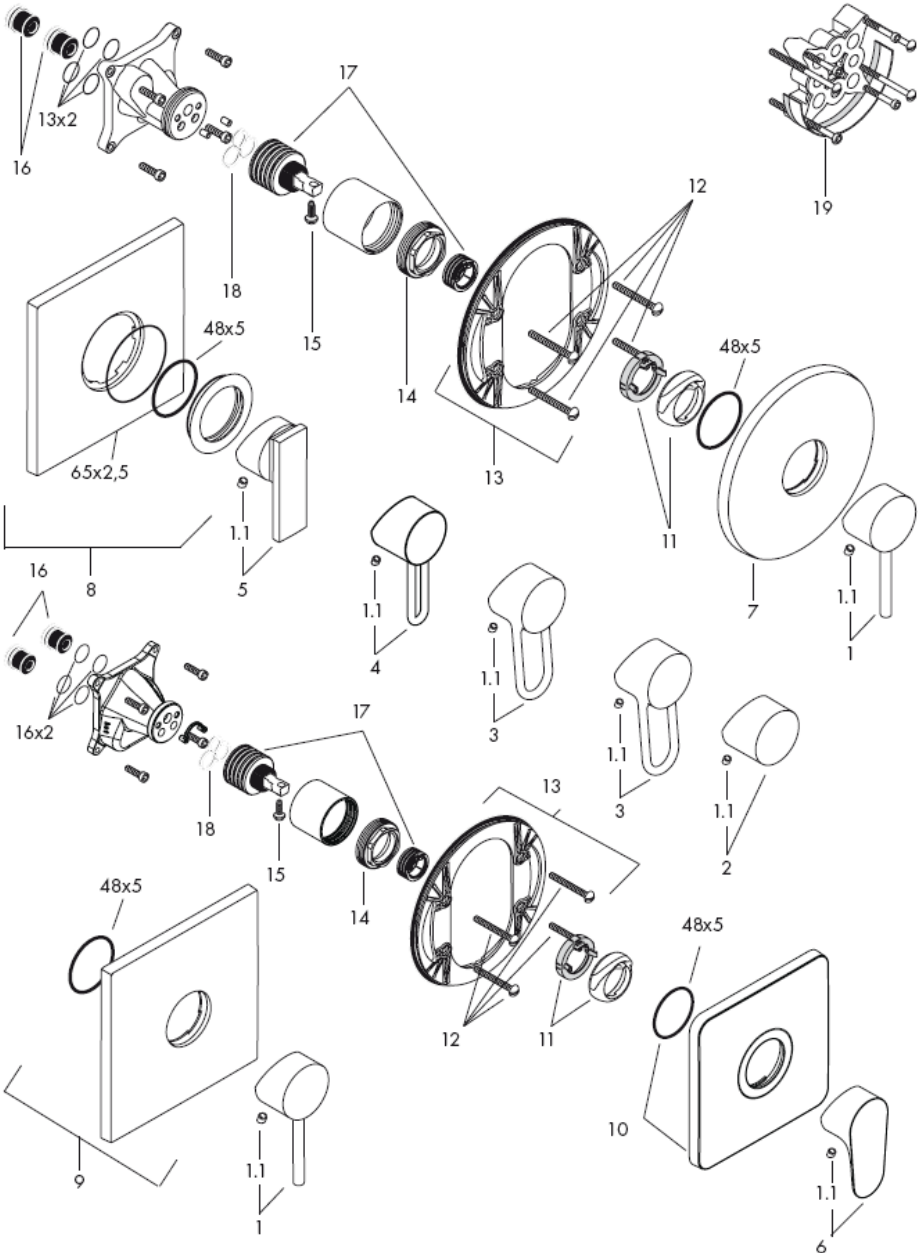
16
13x2
17
18
15
14
12
19
48x5
65x2,5
13
11
7
1.1
8
5
4
3
1
16
16x2
2
9
10
6

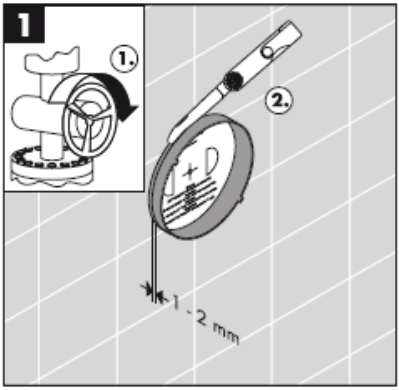
1
1.
2.
1 - 2 mm

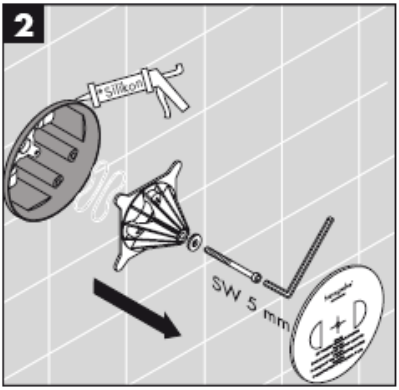
2
silicon
SW 5 mm

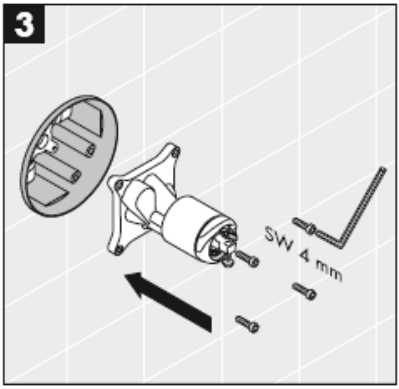
3
SW 4 mm

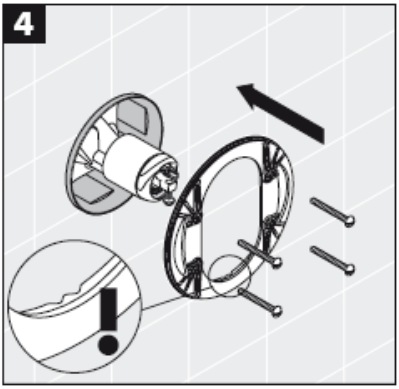
4

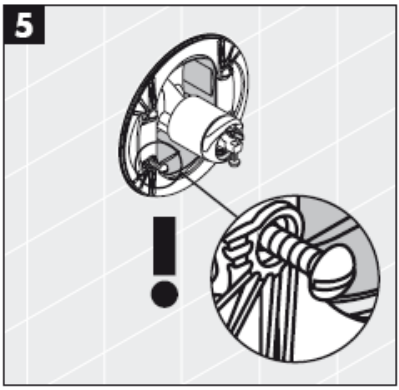
5

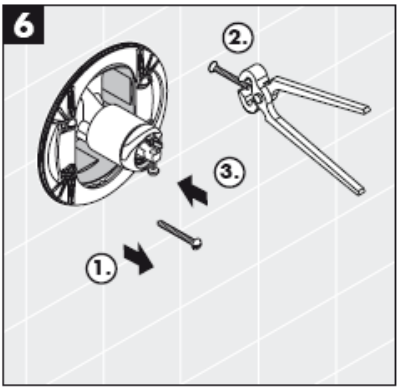
6
2.
3.
1.

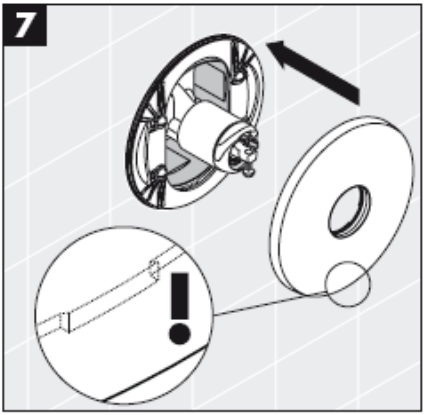

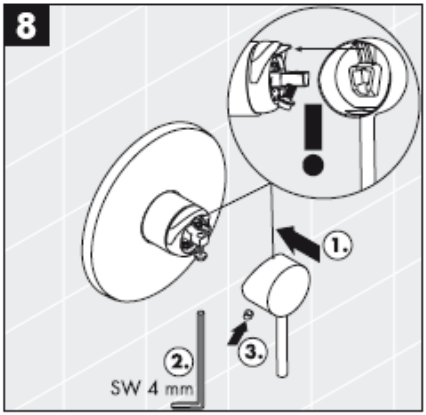

* Silikons (etiķskābi nesaturošs!)

Montāža

Uzmanību! Armatūra jāuzstāda, jāizskalo un jāpārbauda atbilstoši spēkā esošajām normām!

Lietošana

Velkot rokturi, tiek atvērts jaucējkrāns.
Pagrieziens pa kreisi = siltais ūdens, pa labi = aukstais ūdens.

Tehniskie dati

Darba spiediens:	max. 1 MPa
Ieteicamais darba spiediens:	0,1 – 0,5 MPa
Pārbaudes spiediens:	1,6 MPa
(1 MPa = 10 bar = 147 PSI)	
Karstā ūdens temperatūra:	max. 80° C
Ieteicamā karstā ūdens temperatūra:	65° C
Caurteces intensitāte:	ca. 32 l/min 0,3 MPa

Hansgrohe viensviras jaucējkrānus var izmantot kombinācijā ar hidrauliski un termiski vadāmiem caurteces sildītājiem, ja plūsmas spiediens ir vismaz 0,15 MPa.

Viensviras jaucējkrāns ar siltā ūdens ierobežošanu, ieregulēšanu skat. _1b. lpp. Kombinācijā ar caurteces sildītāju karstā ūdens ierobežošana nav nepieciešama.

Rezerves daļas skat. lpp. 3

1	rokturis Stark / Stark X	10490XXX
1.1	dekoratīvs aizbāznis	96338000
2	rokturis Uno „Zero“	38090XXX
3	rokturis Uno	38091XXX
4	rokturis Uno²	98553XXX
5	rokturisCitterio	39491XXX
6	rokturisCitterio M	34096000
7	Rozete Starck / Uno	96452XXX
8	Rozete Citterio	96749XXX
9	Rozete Starck X	97449000
10	Rozete Citterio M	98968000
11	vāciņš (Rotating Protector)	96395XXX
12	Fiksācijas skrūves	96454000
13	Balsta plāksne	96447000
14	uzgrieznis	96461000
15	Drošības skrūve	96059000
16	Skaņas slāpētājs	94073000
17	Kartuša, kompl.	92730000
18	Blīve	95008000
19	Pagarinājums 25 mm	13595000

XXX **= Krāsas**

000 hroma
810 satinox®

Pārbaudes zīme

	DVGW	P-IX	SVGW	ACS	NF	WRAS	KIWA
10616XXX	X	PA-IX 9710/IB	X			X	X
10645000	X	PA-IX 9710/IB	X			X	X
34625000	X	PA-IX 9710/IB					
38605XXX		PA-IX 9060/IA				X	X
38615XXX	X	PA-IX 9710/IB	X			X	X
38625XXX	X	PA-IX 9710/IB	X			X	X
39655XXX	X	PA-IX 9710/IB	X			X	X

Traucējums	Iemesls	Bojājumu novēršana
Jaucējkrāns smagi grozāms	-Bojāta kartuša, aizkaļķojusies	-Nomainīt kartušu
Jaucējkrāns pil	-Bojāta kartuša, nogulsnes	-Nomainīt kartušu
Pārāk zema ūdens temperatūra, nav aukstā ūdens, izvēloties auksto ūdeni, sāk darboties caurteces sildītājs	-Nepareizi noregulāta karstā ūdens bloķēšana	-Noregulēt karstā ūdens ierobežošanu
	-Ūdens sajaukšanās	-Nomainīt blīvi (14)

Karstā ūdens ierobežotājs: karstā ūdens temperatūra 60 C, aukstā ūdens temperatūra 10 C, plūsmas spiediens 0,3 MPa.

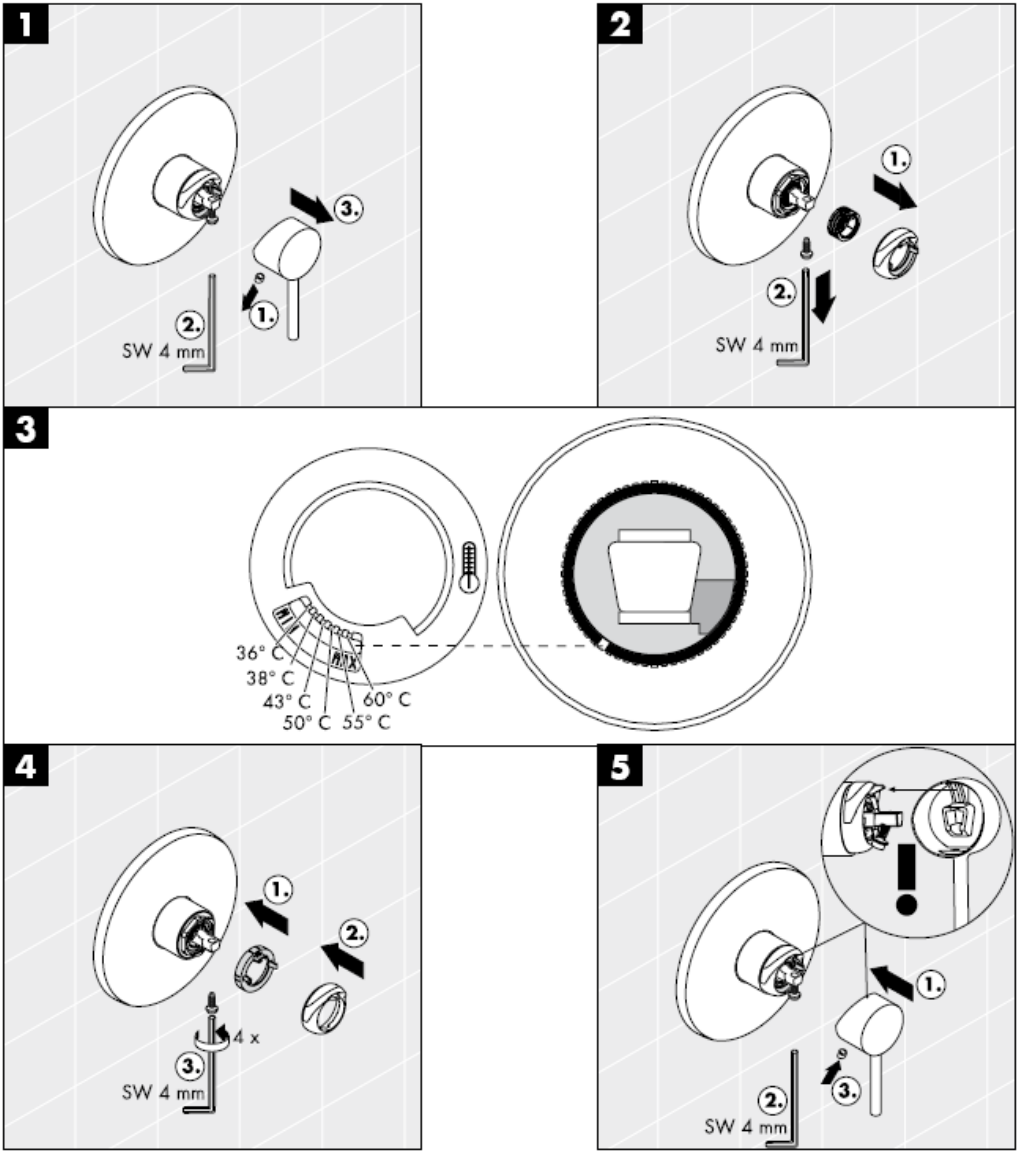

hansgrohe

Hansgrohe · Postfach 1145 · D-77761 Schiltach · Telefon +49 (0) 78 36/51-1282 · Telefax +49 (0) 7836/511440
E-Mail: info@hansgrohe.com · Internet: www.hansgrohe.com

09/2008
9.09452.07
Latviski

Uputstvo za montažu

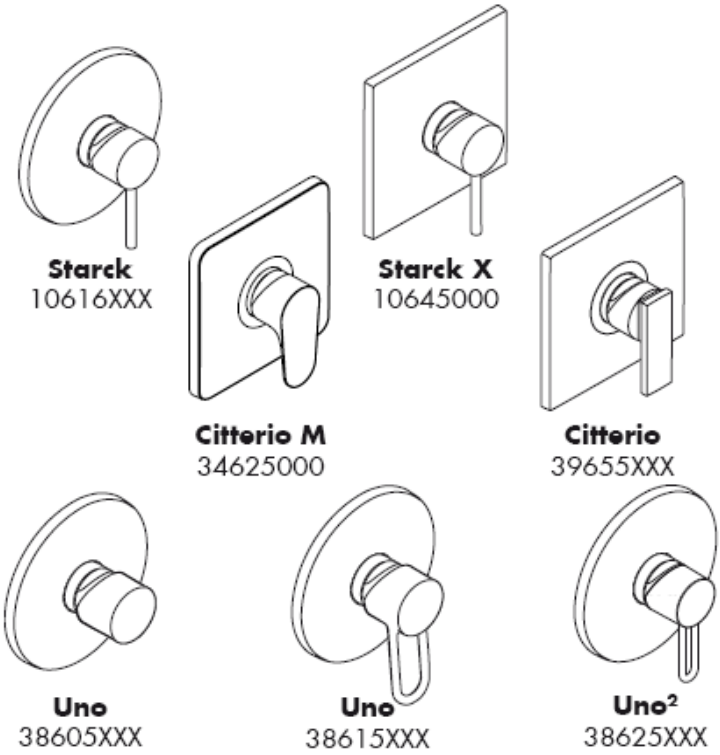

AXOR®

hansgrohe

Starck
10616XXX

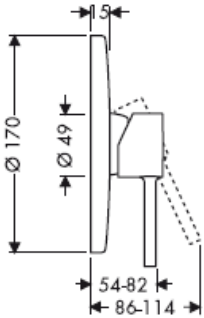

Starck X
10645000

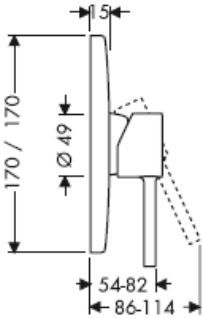

10616XXX/10645000/
38615XXX/39655XXX/
38605XXX/38625XXX
34625000

Citterio M
34625000

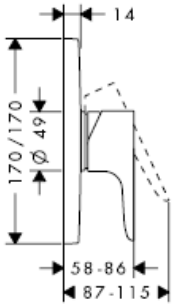

Citterio
39655XXX

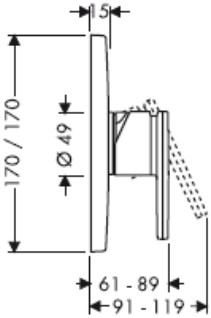

Uno
38605XXX

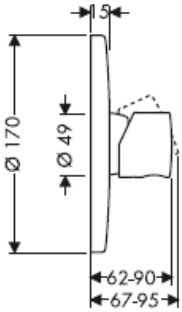

Uno
38615XXX

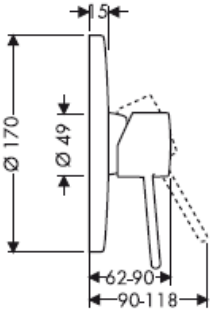

Uno²
38625XXX

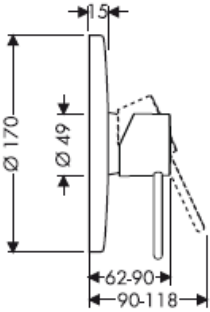

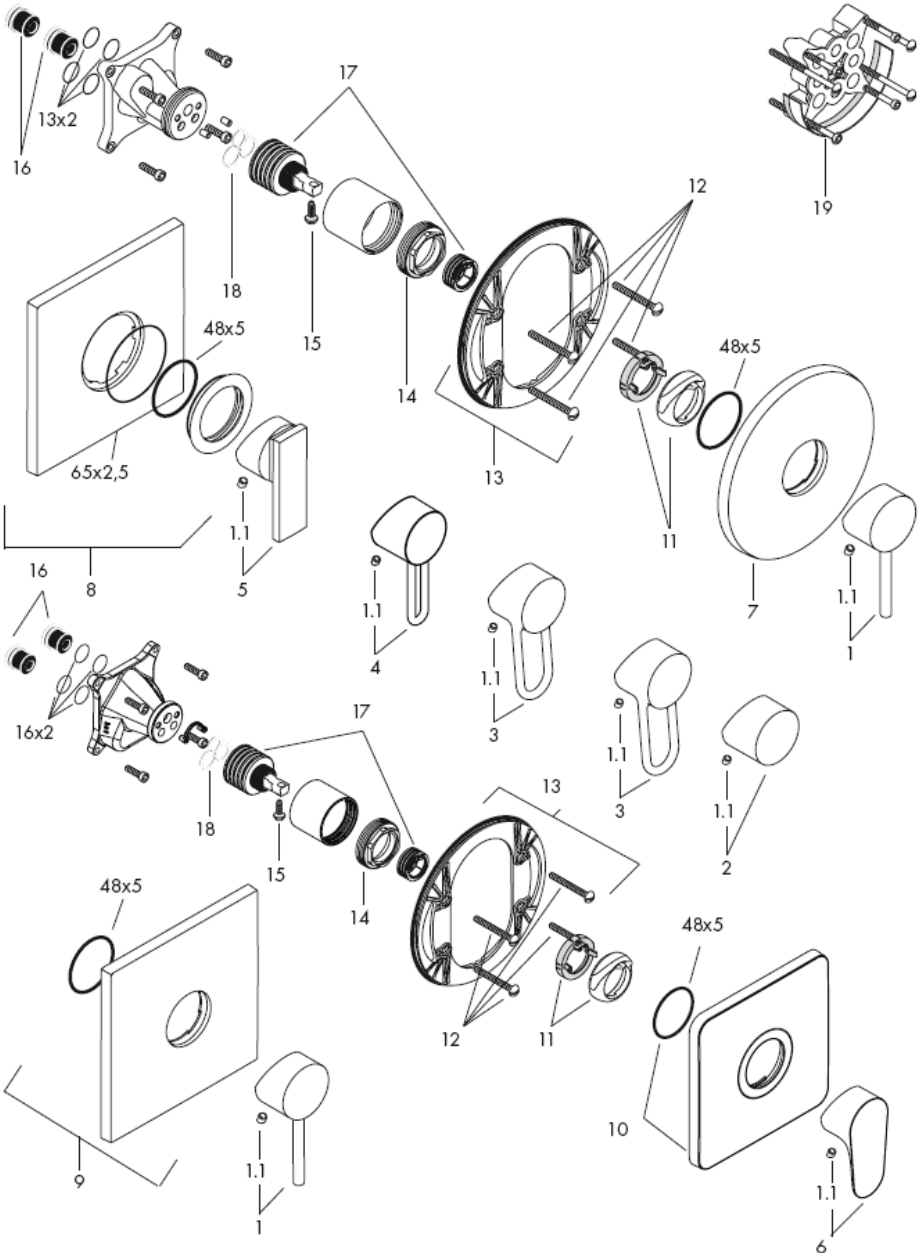
16
13x2
17
18
15
14
12
19
48x5
65x2,5
13
11
7
1.1
8
5
4
3
1
16
16x2
2
9
10
6

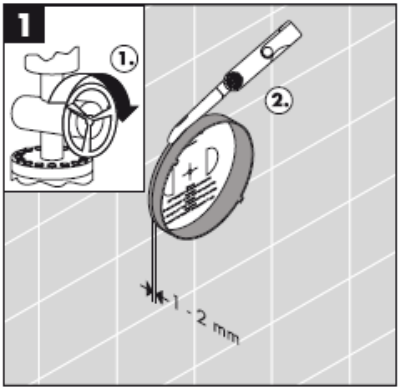
1
1.
2.
1 - 2 mm

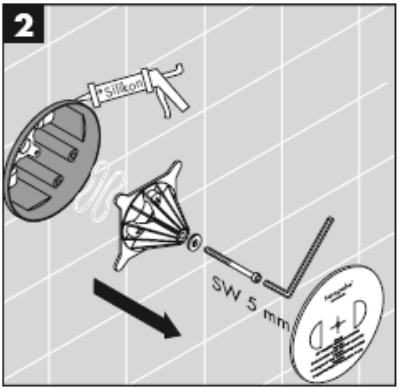
2
silicon
SW 5 mm

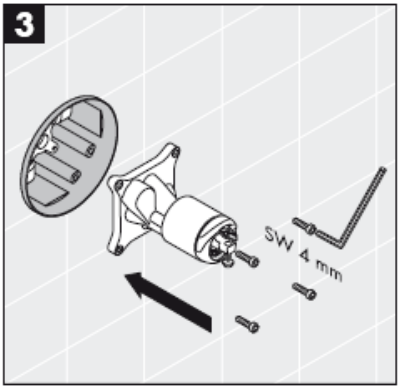
3
SW 4 mm

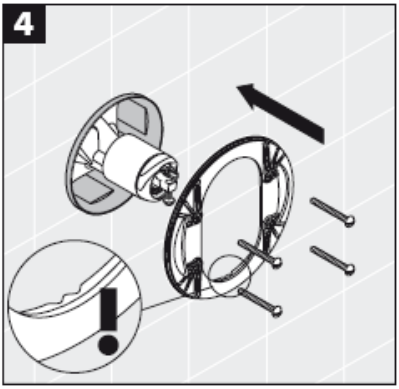
4

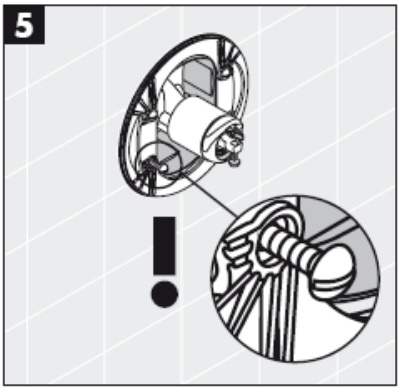
5

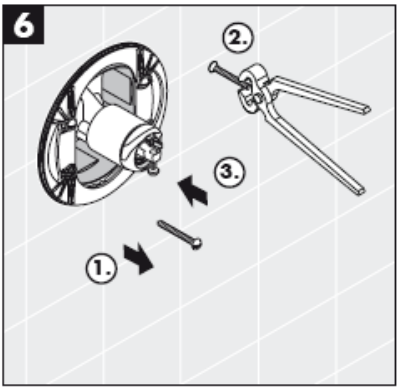
6
2.
3.
1.

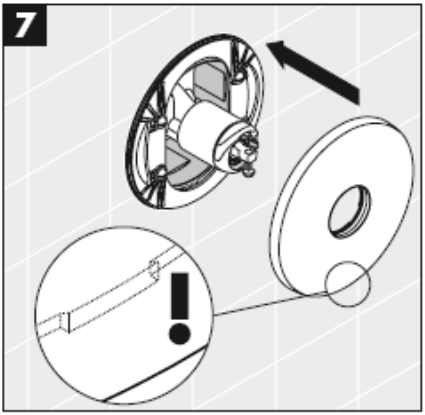

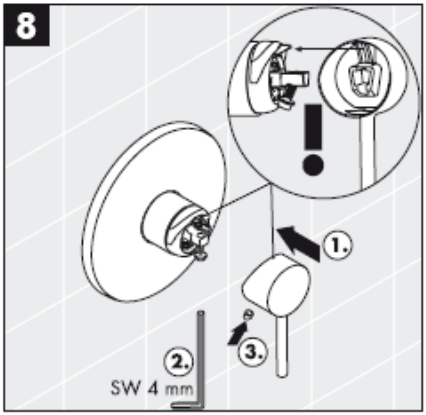

* Silikon (ne sadrži sirćetnu kiselinu!)

Montaža

Pažnja! Armatura mora biti postavljena, isprana i testirana prema važećim normama!

Rukovanje

Mešač se otvara podizanjem ručice. Okretanje ulevo = topla voda, udesno = hladna voda.

Tehnički podaci

Radni pritisak:	max. 1 MPa
Preporučeni radni pritisak:	0,1 – 0,5 MPa
Probni pritisak:	1,6 MPa
(1 MPa = 10 bar = 147 PSI)	
Temperatura vruće vode:	max. 80° C
Preporučena temperatura vruće vode:	65° C
Protok vode:	ca. 32 l/min 0,3 MPa

Hansgrohe jednoručni mešači se mogu koristiti s hidraulički i termički kontrolisanim protočnim bojlerima, ako je pritisak najmanje 0,15 MPa.

Da bi ste podesili ograničavač vruće vode na jednoručnim mešačima, molimo Vas da pogledate stranicu _1b.
Podešavanje nije potrebno ako koristite protočni bojler.

Rezervni delovi vidi stranu 3

1	Ručica Stark / Stark X	10490XXX
1.1	Čepovi ručice	96338000
2	Ručica Uno „Zero“	38090XXX
3	Ručica Uno	38091XXX
4	Ručica Uno²	98553XXX
5	RučicaCitterio	39491XXX
6	RučicaCitterio M	34096000
7	Rozeta Starck / Uno	96452XXX
8	Rozeta Citterio	96749XXX
9	Rozeta Starck X	97449000
10	Rozeta Citterio M	98968000
11	kapica (Rotating Protector)	96395XXX
12	Noseći zavrtnji	96454000
13	Noseća rozeta	96447000
14	Navrtka	96461000
15	Sigurnosni zavrtanj	96059000
16	Prigušivač buke	94073000
17	Kartuša kompl.	92730000
18	Zaptivka	95008000
19	Produžetak 25 mm	13595000

XXX **= Oznake boja**

000 hrom
810 satinox®

Ispitni znak

	DVGW	P-IX	SVGW	ACS	NF	WRAS	KIWA
10616XXX	X	PA-IX 9710/IB	X			X	X
10645000	X	PA-IX 9710/IB	X			X	X
34625000	X	PA-IX 9710/IB					
38605XXX		PA-IX 9060/IA				X	X
38615XXX	X	PA-IX 9710/IB	X			X	X
38625XXX	X	PA-IX 9710/IB	X			X	X
39655XXX	X	PA-IX 9710/IB	X			X	X

Smetnja	Uzrok	Pomoć
Ručica se zaglavila	-Neispravna kartuša, nataloženi kamenac	-Zamenite kartušu
Slavina kaplje	-Neispravna kartuša, naslage kamenca	-Zamenite kartušu
Preniska temperatura tople vode, nema hladne vode.	-Ograničavač vruće vode nije dobro podešen	-Podesite ograničavač vruće vode
Protočni bojler se pali iako je puštena hladna voda.	-Ukršteni tok vode	-Zamenite zaptivku (14)

Ograničavač vruće vode: temperatura vruće vode 60 C, temperatura hladne vode 10 C, pritisak 0,3 MPa.

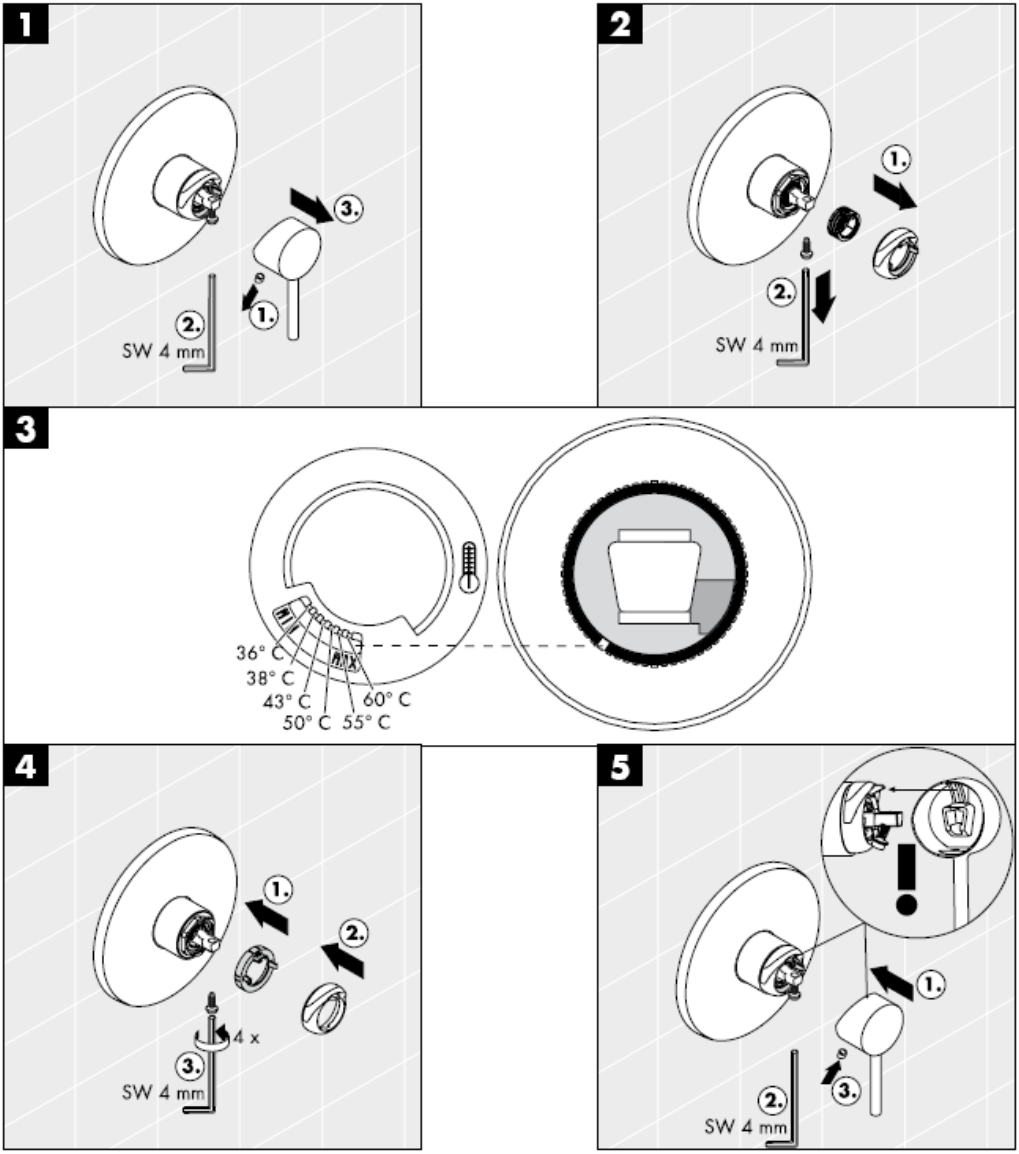

hansgrohe

Hansgrohe · Postfach 1145 · D-77761 Schiltach · Telefon +49 (0) 78 36/51-1282 · Telefax +49 (0) 7836/511440
E-Mail: info@hansgrohe.com · Internet: www.hansgrohe.com

09/2008
9.09452.07
Srpski

Montasjeveiledning

Starck
10616XXX

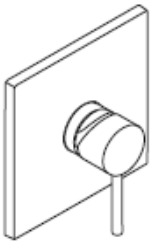

Starck X
10645000

Citterio M
34625000

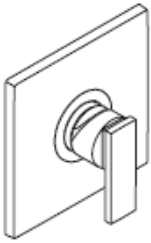

Citterio
39655XXX

Uno
38605XXX

Uno
38615XXX

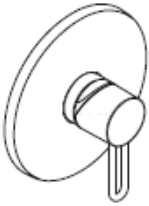

Uno²
38625XXX

AXOR®

hansgrohe

Starck
10616XXX

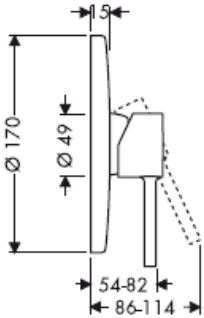

Starck X
10645000

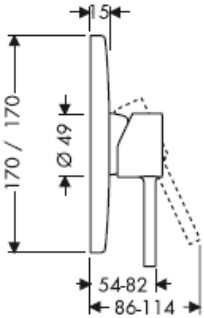

10616XXX/10645000/
38615XXX/39655XXX/
38605XXX/38625XXX
34625000

Citterio M
34625000

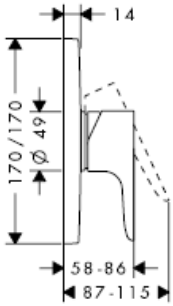

Citterio
39655XXX

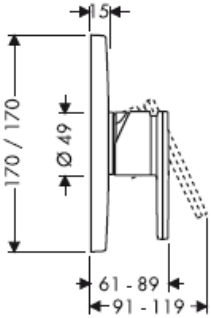

Uno
38605XXX

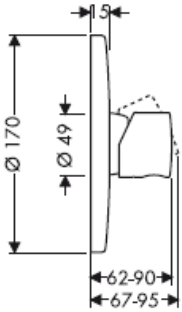

Uno
38615XXX

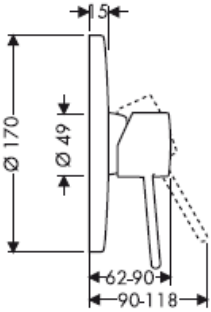

Uno²
38625XXX

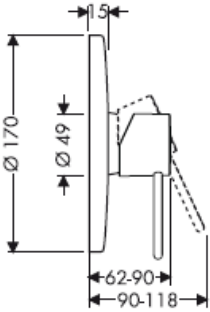

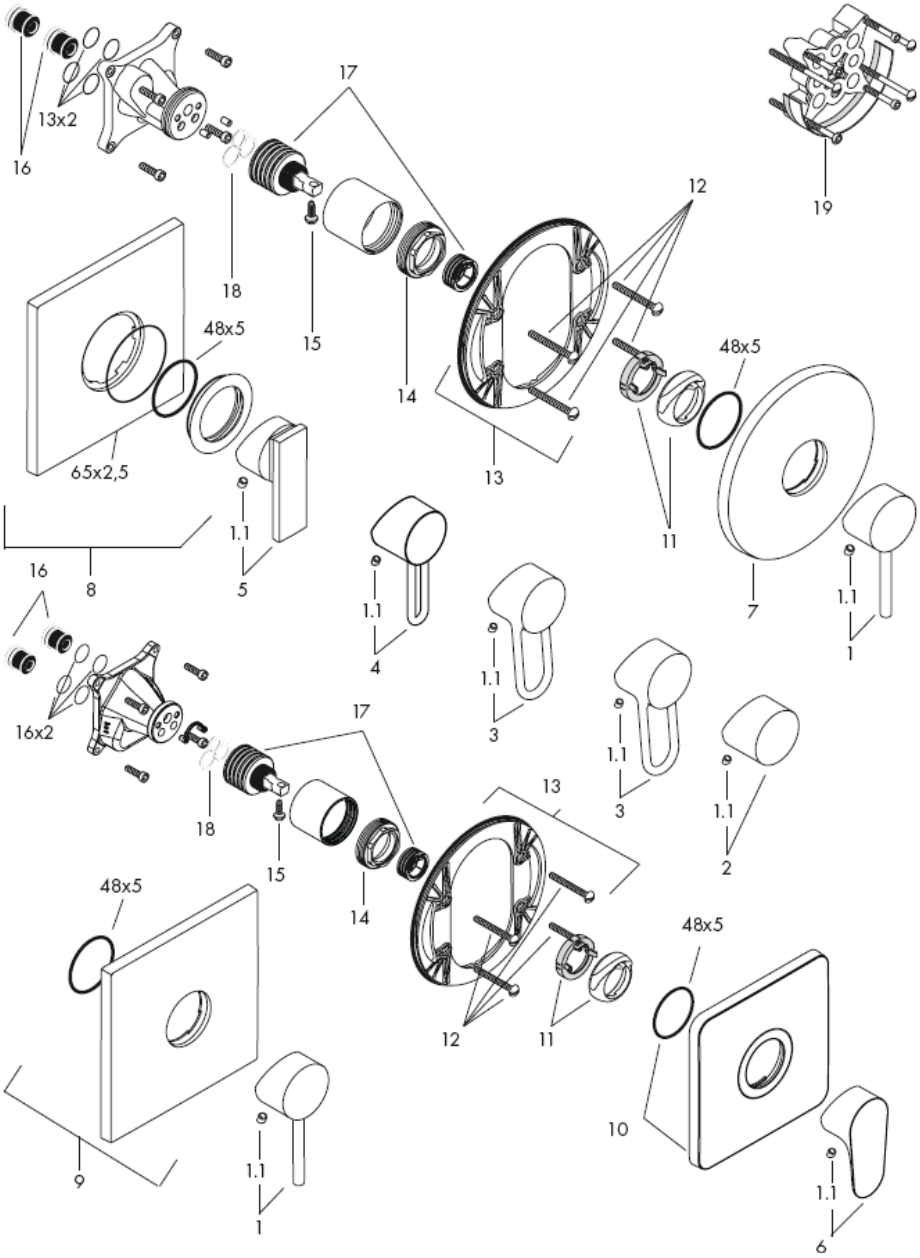
16
13x2
17
18
15
14
12
19
48x5
65x2,5
13
11
7
1.1
8
5
4
3
1
16
16x2
2
9
10
6

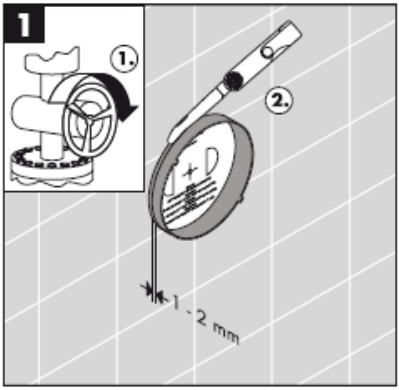
1
1.
2.
1 - 2 mm

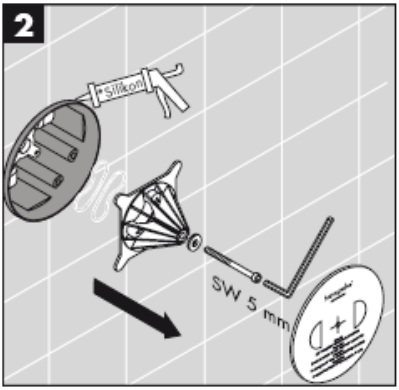
2
silicon
SW 5 mm

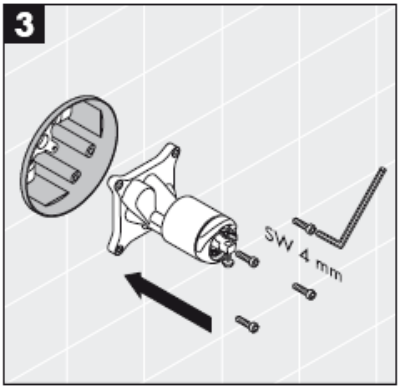
3
SW 4 mm

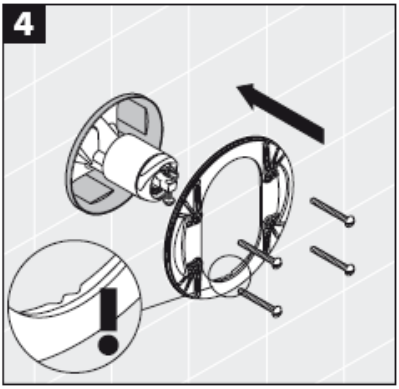
4

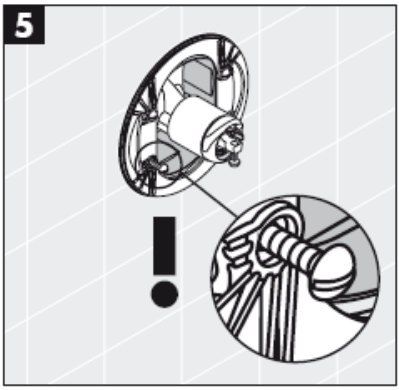
5

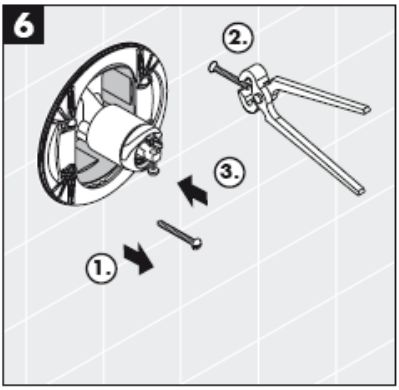
6
2.
3.
1.

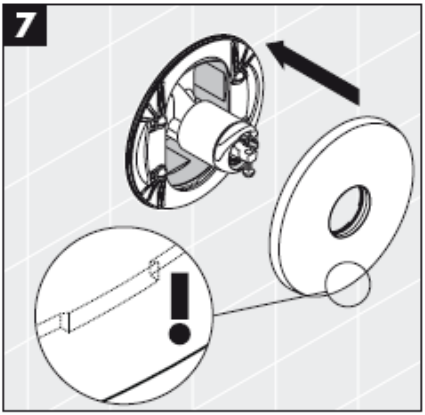

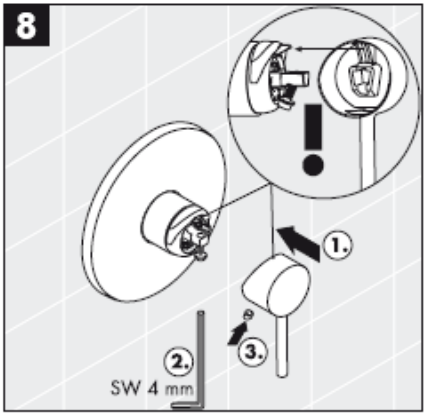

* Silikon (uten eddiksyre)

Montasje

Obs! Armaturen skal monteres iht. gyldige standarder. De skal spyles og sjekkes!

Betjening

Blandebatteriet åpnes ved å trekke i grepet. Sving til venstre = varmt vann, til høyre = kaldt vann

Tekniske data

Driftstrykk	max. 1 MPa
Anbefalt driftstrykk:	0,1 – 0,5 MPa
Prøvetrykk	1,6 MPa
(1 Mpa = 10 bar = 147 PSI)	
Varmtvannstemperatur	max. 80° C
Anbefalt temperatur for varmt vann	65° C
Gjennomstrømningsytelse:	ca. 32 l/min 0,3 MPa

Armaturer fra Hansgrohe kan brukes sammen med hydraulisk og termisk stryrte gjennomstrømningsovner når gjennomstrømningstrykket er på minst 0,15 Mpa.

Enhåndblandebatteri med varmtvannsbegrensning. For justering se side_1b. I forbindelse med en gjennomstrømningsovn er det ikke nødvendig med varmtvannsbegrensning.

Servicedeler se side 3

1	Grep Stark / Stark X	10490XXX
1.1	Grepplugg	96338000
2	Grep Uno „Zero“	38090XXX
3	Grep Uno	38091XXX
4	Grep Uno²	98553XXX
5	GrepCitterio	39491XXX
6	GrepCitterio M	34096000
7	Rosett Starck / Uno	96452XXX
8	Rosett Citterio	96749XXX
9	Rosett Starck X	97449000
10	Rosett Citterio M	98968000
11	Kappe (Rotating Protector)	96395XXX
12	Holderskruer	96454000
13	Holderrosett	96447000
14	Mutter	96461000
15	Sikringsskrue	96059000
16	Lyddemper	94073000
17	Kartusj	92730000
18	Pakning	95008000
19	Forlengelse 25 mm	13595000

XXX **= Oznake boja**

000 hrom
810 satinox®

Prøvemerke

	DVGW	P-IX	SVGW	ACS	NF	WRAS	KIWA
10616XXX	X	PA-IX 9710/IB	X			X	X
10645000	X	PA-IX 9710/IB	X			X	X
34625000	X	PA-IX 9710/IB					
38605XXX		PA-IX 9060/IA				X	X
38615XXX	X	PA-IX 9710/IB	X			X	X
38625XXX	X	PA-IX 9710/IB	X			X	X
39655XXX	X	PA-IX 9710/IB	X			X	X

Feil	Årsak	Feilrettelse
Armatur ikke lett bevegelig	-Kartusj defekt, forkalkning	-Kartusj byttes
Armatur drypper	-Kartusj defekt, avleiringer	-Kartusj byttes
For lav varmtvannstemperatur, ikke noe kaldtvann.	-Varmtvannsbegrensning er feil innstilt	-Varmtvannsbegrensning innstilles
Gjennomstrømningsovn slår seg på når det velges kaldt vann.	-Krysstrømning	-Pakning (14) byttes

Varmtvannsbegrensning: Varmtvanns-temperatur 60 C, kaldtvanns-temperatur 10 C, gjennomstrømningstrykk 0,3 bar.

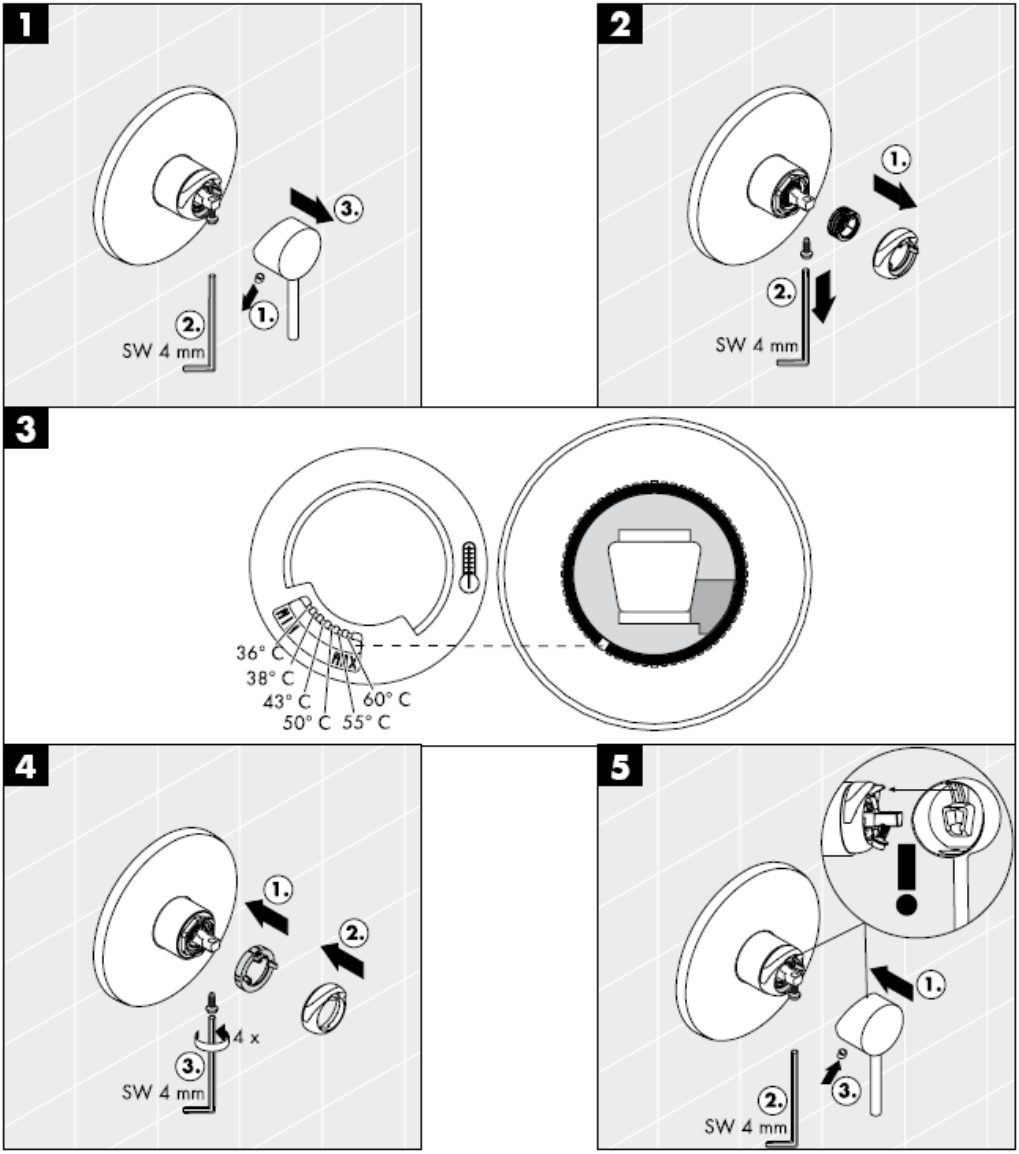

hansgrohe

Hansgrohe · Postfach 1145 · D-77761 Schiltach · Telefon +49 (0) 78 36/51-1282 · Telefax +49 (0) 7836/511440
E-Mail: info@hansgrohe.com · Internet: www.hansgrohe.com

09/2008
9.09452.07
Norsk

Ръководство за монтаж

Starck
10616XXX

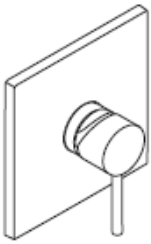

Starck X
10645000

Citterio M
34625000

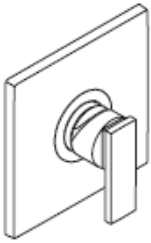

Citterio
39655XXX

Uno
38605XXX

Uno
38615XXX

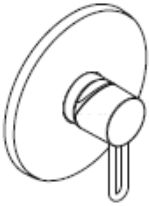

Uno²
38625XXX

AXOR®

hansgrohe

Starck
10616XXX

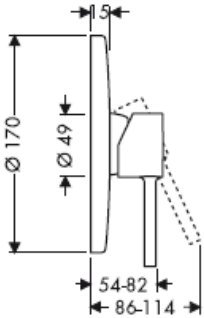

Starck X
10645000

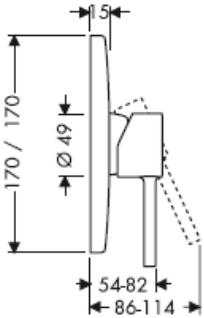

10616XXX/10645000/
38615XXX/39655XXX/
38605XXX/38625XXX
34625000

Citterio M
34625000

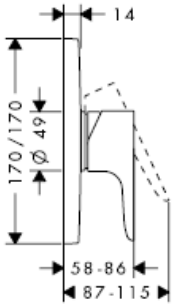

Citterio
39655XXX

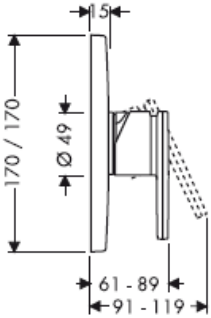

Uno
38605XXX

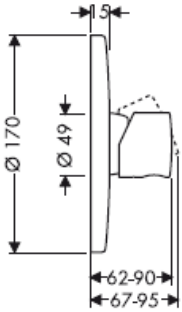

Uno
38615XXX

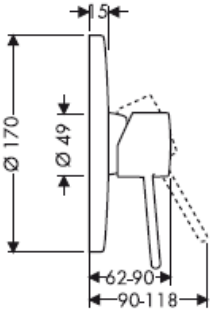

Uno²
38625XXX

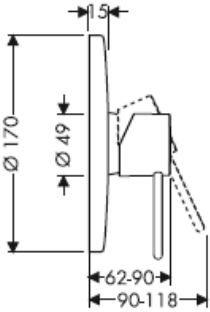

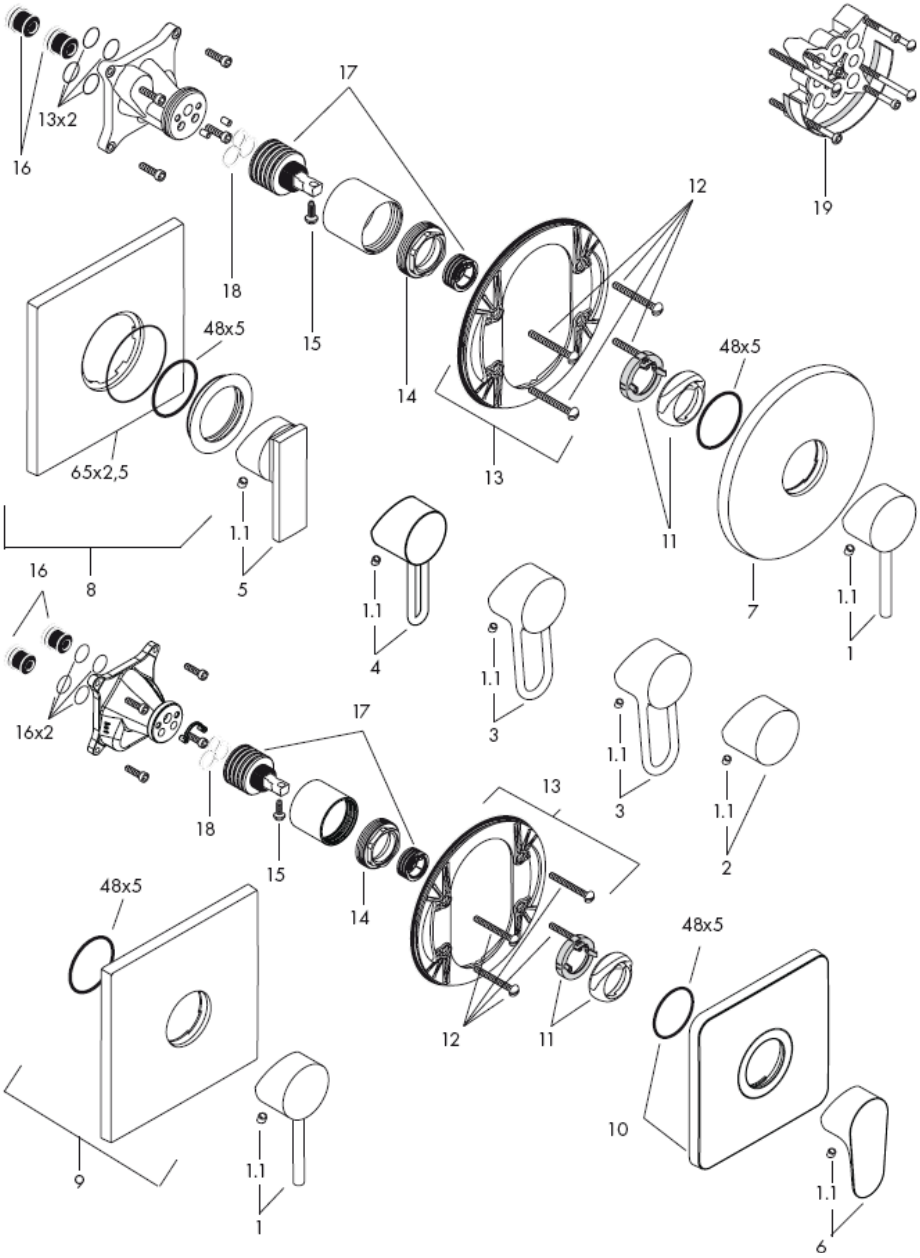
16
13x2
17
18
15
14
12
19
48x5
65x2,5
13
11
7
1.1
8
5
4
3
1
16
16x2
2
9
10
6

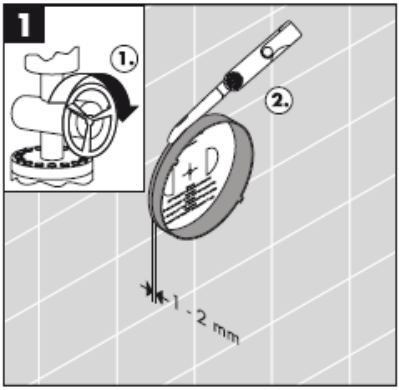
1
1.
2.
1 - 2 mm

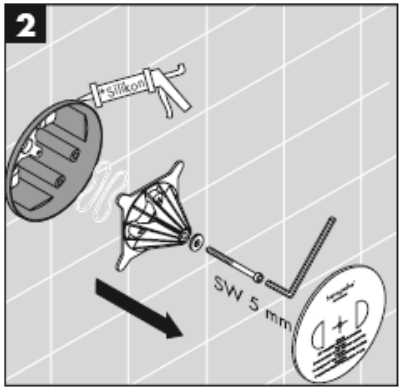
2
Silkom
SW 5 mm

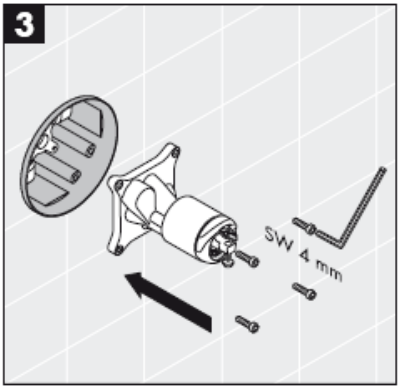
3
SW 4 mm

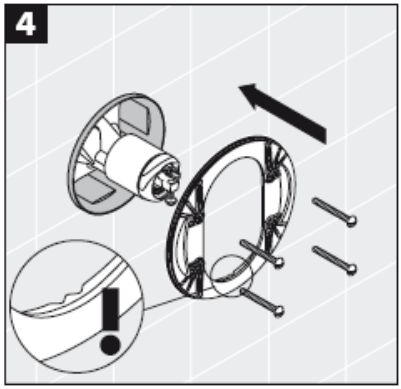
4

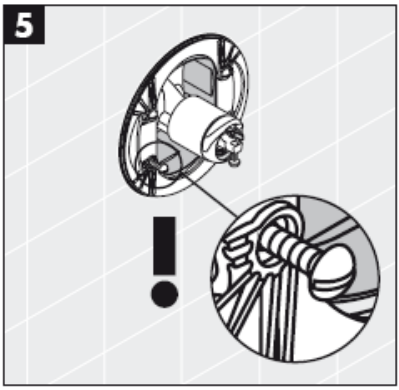
5

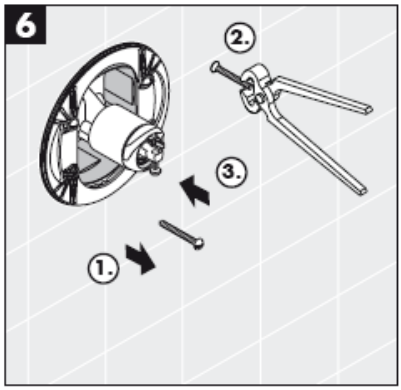
6
2.
3.
1.

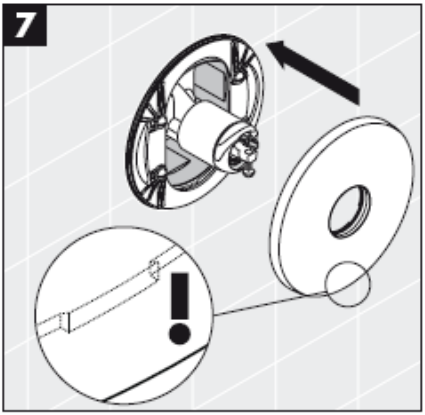

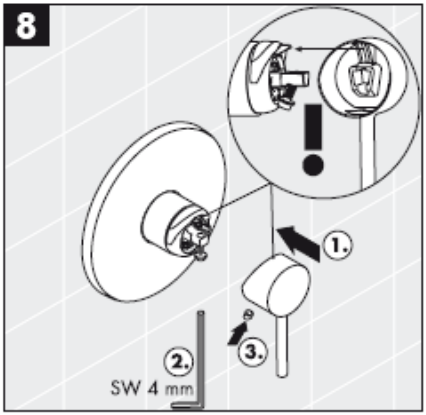

* Силикон (без оцетна киселина!)

Монтаж

Внимание! Арматурата трябва да се монтира, промие и провери в съответствие с валидните норми!

Обслужване

Смесителят се отваря посредством изтегляне на ръкохватката. Завъртане наляво = топла вода, надясно = студена вода.

Технически данни

Работно налягане: max. 1 MPa
Препоръчително работно налягане: 0,1 – 0,5 MPa
Контролно налягане: 1,6 MPa
(1 МПа = 10 bar = 147 PSI)
Температура на горещата вода: max. 80° C
Препоръчителна температура на горещата вода: 65° C
Мощност на потока: са. 32 l/min 0,3 MPa

Смесителите с една ръкохватка на Hansgrohe могат да се използват във връзка с хидравлично и термично управляеми проточни нагреватели, ако хидравличното налягане е минимум 0,15 МПа.

Смесител с една ръкохватка с ограничител за топлата вода, юстирането вижте на стр. _1b. Във връзка с проточни нагреватели не е необходима блокировка за топлата вода.

Сервизни части вижте стр. 3

1	Ръкохватка Stark / Stark X	10490XXX
1.1	Пробка на ръкохватката	96338000
2	Ръкохватка Uno „Zero“	38090XXX
3	Ръкохватка Uno	38091XXX
4	Ръкохватка Uno²	98553XXX
5	РъкохваткаCitterio	39491XXX
6	РъкохваткаCitterio M	34096000
7	Розетка Starck / Uno	96452XXX
8	Розетка Citterio	96749XXX
9	Розетка Starck X	97449000
10	Розетка Citterio M	98968000
11	Капачка (Rotating Protector)	96395XXX
12	Носещи болтове	96454000
13	Носеща розетка	96447000
14	Гайка	96461000
15	Предпазен болт	96059000
16	Заглушител	94073000
17	Гилзи компл.	92730000
18	Уплътнение	95008000
19	Удължител 25 мм	13595000

XXX **= Oznake boja**

000 hrom
810 satinox®

Контролен знак

	DVGW	P-IX	SVGW	ACS	NF	WRAS	KIWA
10616XXX	X	PA-IX 9710/IB	X			X	X
10645000	X	PA-IX 9710/IB	X			X	X
34625000	X	PA-IX 9710/IB					
38605XXX		PA-IX 9060/IA				X	X
38615XXX	X	PA-IX 9710/IB	X			X	X
38625XXX	X	PA-IX 9710/IB	X			X	X
39655XXX	X	PA-IX 9710/IB	X			X	X

Неизправност	Причина	Помощ
Трудно подвижна арматура	-Дефектна гилза, покрита с варовик	-Сменете гилзата
Арматурата капе	-Дефектна гилза, отлагания	-Сменете гилзата
Твърде ниска температура на топлата вода, няма студена вода. Проточният нагревател се задейства, когато се избере студена вода	-Ограничението за топлата вода е грушно настроена	-Настройте ограничението за топлата вода
	-Кръстосване на потока	-Сменете уплътнението (14)

Ограничител за топлата вода: Температура на топлата вода 60 C, Температура на студената вода 10 C, хидравлично налягане 0,3 МПа.

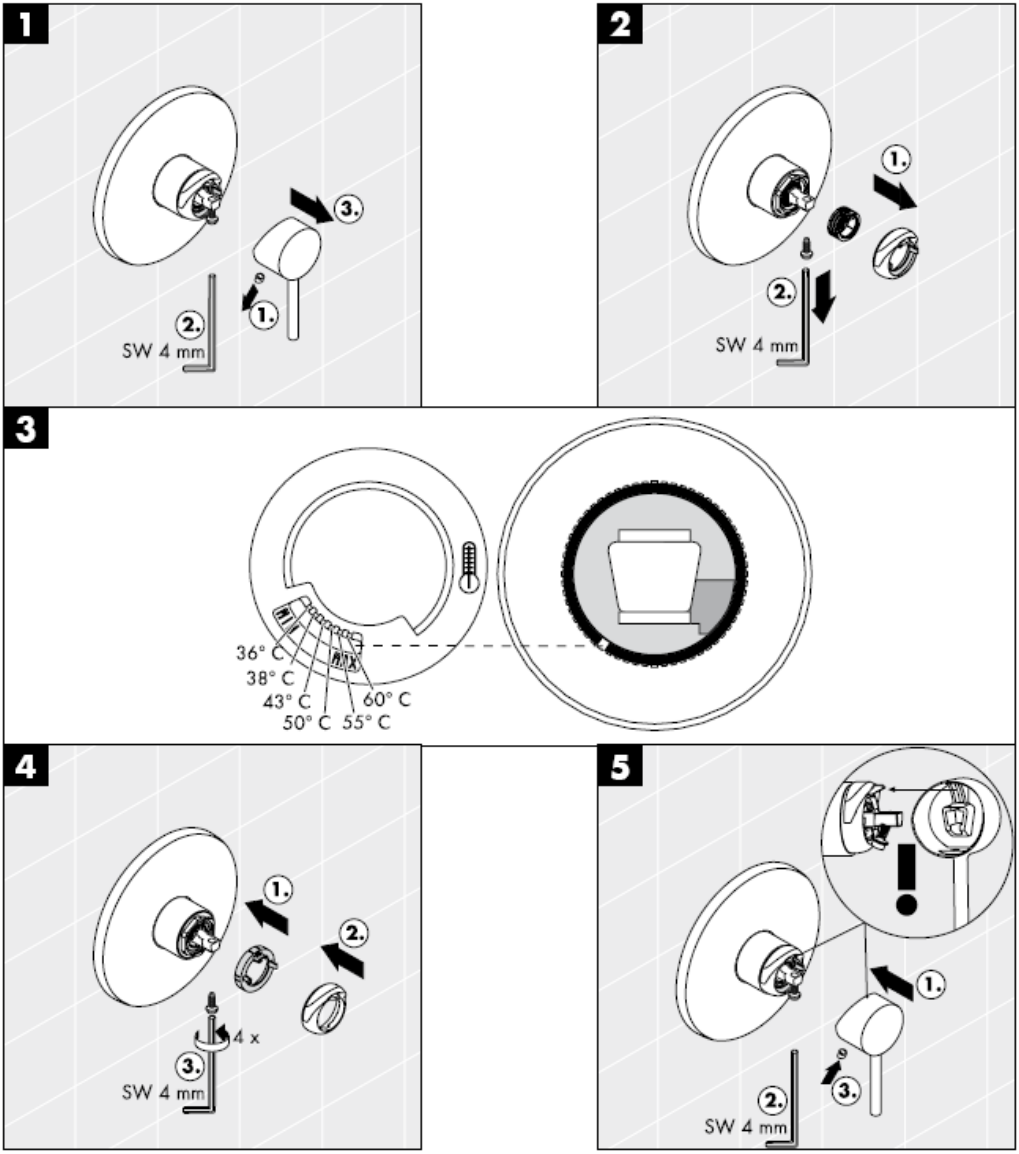

hansgrohe

Hansgrohe · Postfach 1145 · D-77761 Schiltach · Telefon +49 (0) 78 36/51-1282 · Telefax +49 (0) 7836/511440
E-Mail: info@hansgrohe.com · Internet: www.hansgrohe.com

09/2008
9.09452.07
БЪЛГАРСКИ

Udhëzime rreth montimit

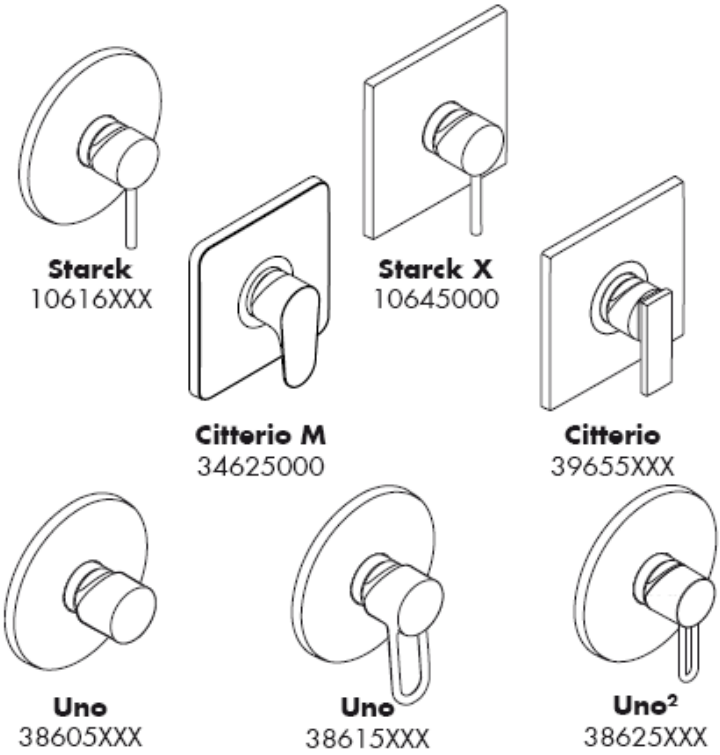

AXOR®

hansgrohe

Starck
10616XXX

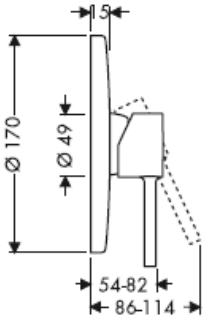

Starck X
10645000

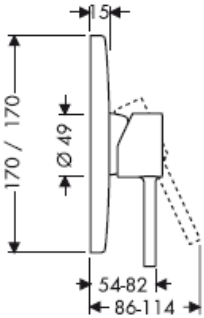

10616XXX/10645000/
38615XXX/39655XXX/
38605XXX/38625XXX
34625000

Citterio M
34625000

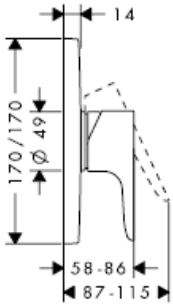

Citterio
39655XXX

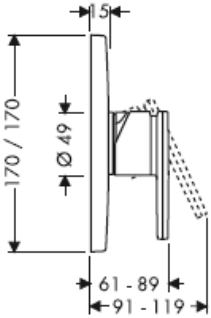

Uno
38605XXX

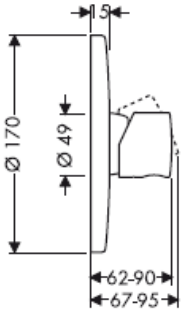

Uno
38615XXX

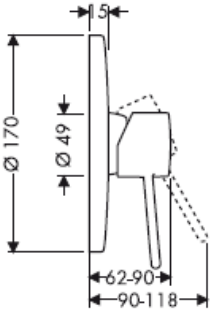

Uno²
38625XXX

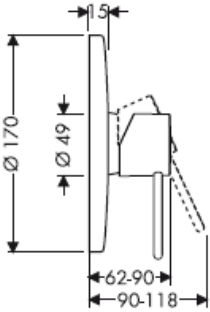

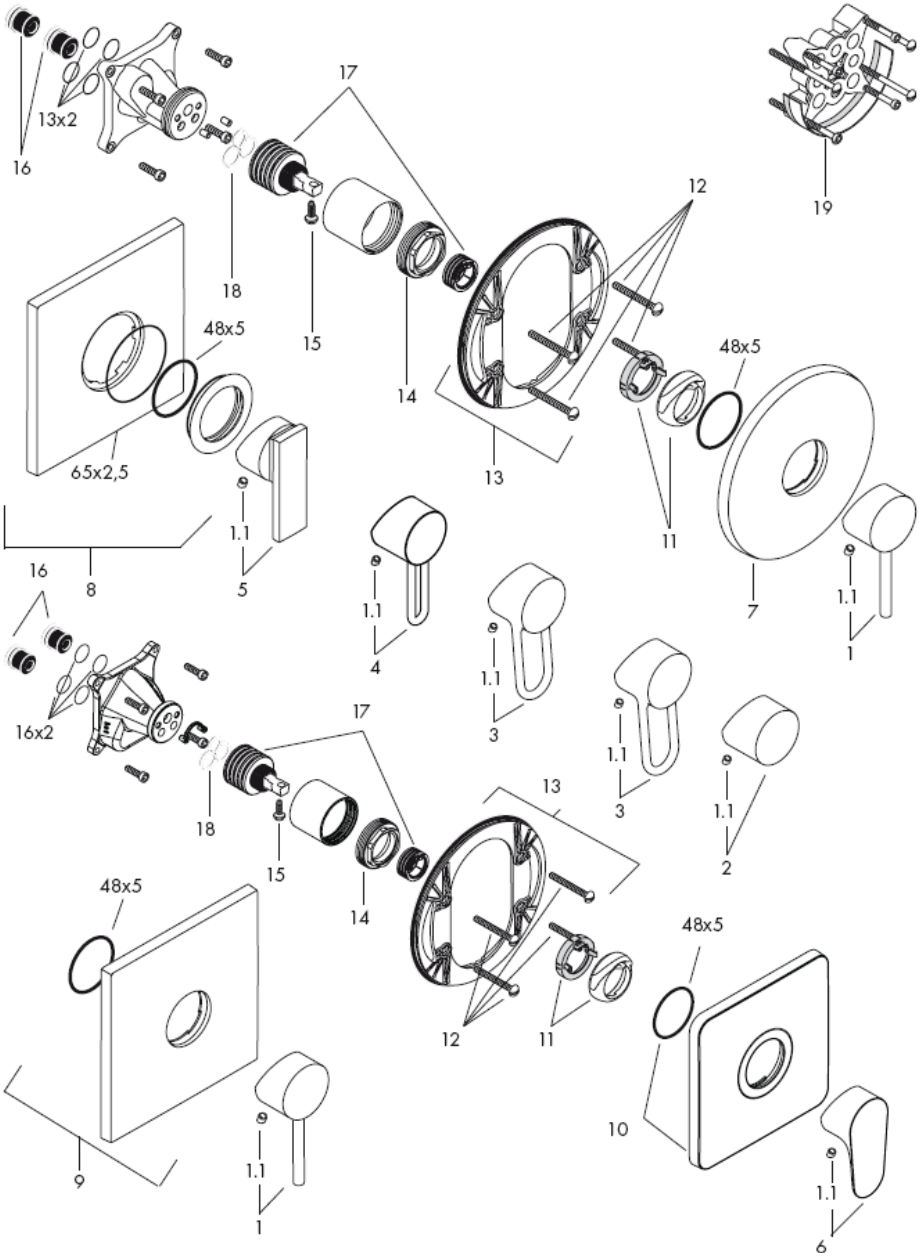
16
13x2
17
18
15
14
12
19
48x5
65x2,5
13
11
7
1.1
8
5
4
3
1
16
16x2
2
9
10
6

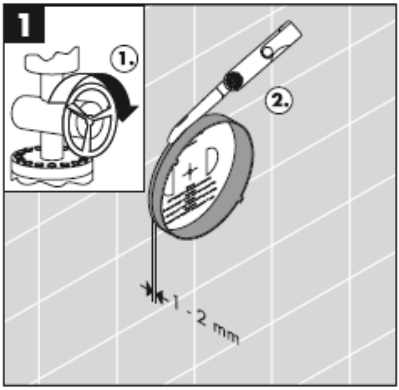
1
1.
2.
1 - 2 mm

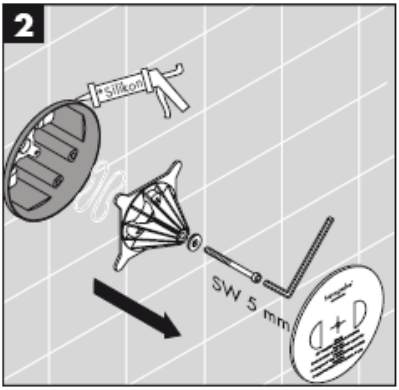
2
silicon
SW 5 mm

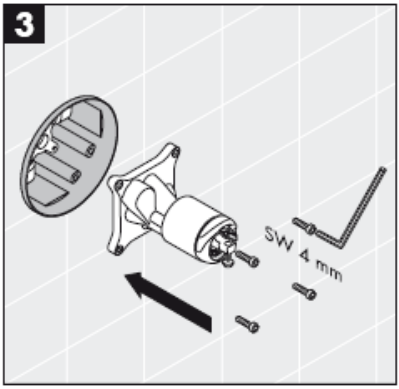
3
SW 4 mm

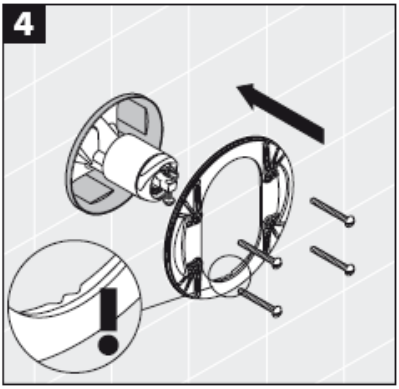
4

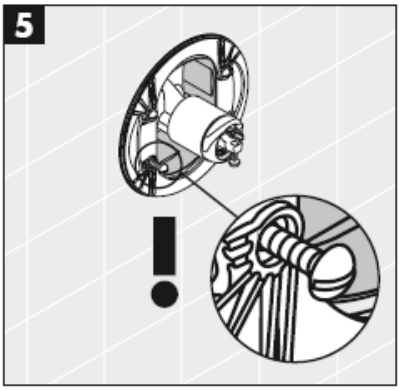
5

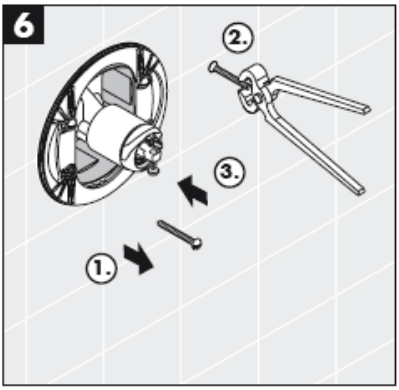
6
2.
3.
1.

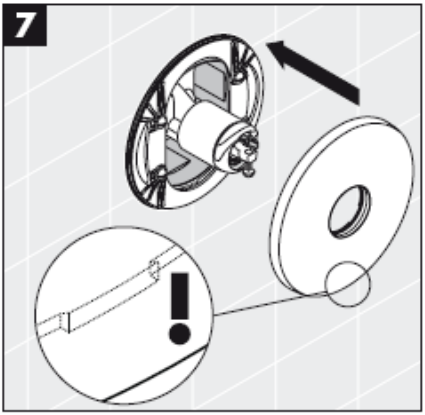

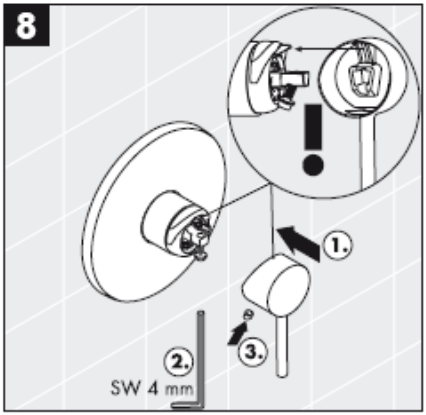

* Silikon (pa acid uthulle!)

Montimi

Kujdes! Armatura duhet montuar, shpërlarë dhe kontrolluar në bazë të normave të vlefshme!

Përdorimi

Rubineti me ujë të përzier hapet duke tërhequr dorezën. Rrotullimi i dorezës në të majtë = ujë i ngrohtë, në të djathtë = ujë i ftohtë.

Të dhëna teknike

Presioni gjatë punës	max. 1 MPa
Presioni i rekomanduar:	0,1 – 0,5 MPa
Presioni për provë:	1,6 MPa
(1 MPa = 10 bar = 147 PSI)	
Temperatura e ujit të ngrohtë	max. 80° C
Temperatura e rekomanduar e ujit të ngrohtë:	65° C
Kapaciteti i rrjedhjes:	ca. 32 l/min 0,3 MPa

Armaturat me ujë të përzier të Hansgrohe mund të përdoren në kombinim me ngrohës elektrikë të ujit të drejtuar në mënyrë hidraulike ose termike nëse presioni i rrjedhjes është minimumi 0,15 MPa.

Rubinet me ujë të përzier me kufizim të ujit të ngrohtë, justimi shih faqen _1b.
Në kombinim me ngrohësit elektrikë të ujit nuk ka nevojë për bllokadë të ujit të ngrohtë.

Pjesët e servisit shih faqen 3

1	Dorezë Stark / Stark X	10490XXX
1.1	Tapë për dorezën	96338000
2	Dorezë Uno „Zero“	38090XXX
3	Dorezë Uno	38091XXX
4	Dorezë Uno²	98553XXX
5	DorezëCitterio	39491XXX
6	DorezëCitterio M	34096000
7	Rozeta Starck / Uno	96452XXX
8	Rozeta Citterio	96749XXX
9	Rozeta Starck X	97449000
10	Rozeta Citterio M	98968000
11	Mbulesë (Rotating Protector)	96395XXX
12	Vidhat e mbajtëses	96454000
13	Rozeta e mbajtëses	96447000
14	Dado	96461000
15	Vidha sigurimi	96059000
16	Silenciator	94073000
17	Kaseta komplet	92730000
18	Shtupa	95008000
19	Zgjatësi 25 mm	13595000

XXX **= Oznake boja**

000 hrom
810 satinox®

Shenja e kontrollit

	DVGW	P-IX	SVGW	ACS	NF	WRAS	KIWA
10616XXX	X	PA-IX 9710/IB	X			X	X
10645000	X	PA-IX 9710/IB	X			X	X
34625000	X	PA-IX 9710/IB					
38605XXX		PA-IX 9060/IA				X	X
38615XXX	X	PA-IX 9710/IB	X			X	X
38625XXX	X	PA-IX 9710/IB	X			X	X
39655XXX	X	PA-IX 9710/IB	X			X	X

Demtim	Shkaku	Ndihme
Armatura punon rende	-Kartusha me defekt, me kalk	-Kembeni kartushen
Armatura pikon	-Kartusha me defekt, depozitime	-Kembeni kartushen
Temperaturë e ulët e ujit të ngrohtë, nuk ka ujë të ftohtë.	-Kufiri i ujit te ngrohte eshte regjistruar gabim	-Regjistroni kufirin e ujit te ngrohte
Ngrohësi elektrik i ujit ndizet kur zgjidhet uji i ftohtë.	-Rrjedhje e kryqëzuar.	-Këmbeni shtupën (14)

Kufizimi i ujit të ngrohtë: Temperatura e ujit të ngrohtë 60 C, temperatura e ujit të ftohtë 10 C, presioni i rrjedhjes 0,3 MPa.

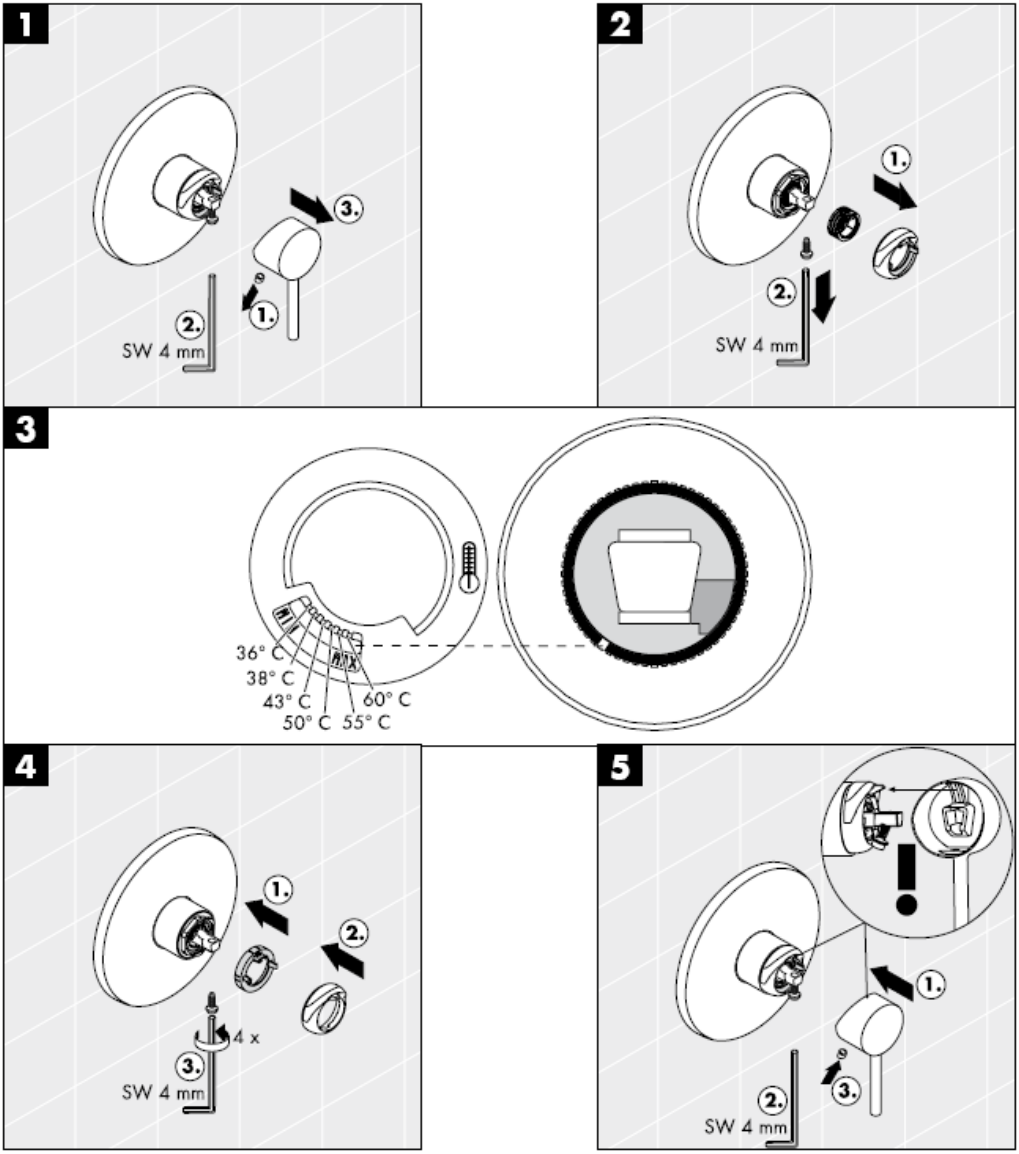

hansgrohe

Hansgrohe · Postfach 1145 · D-77761 Schiltach · Telefon +49 (0) 78 36/51-1282 · Telefax +49 (0) 7836/511440
E-Mail: info@hansgrohe.com · Internet: www.hansgrohe.com

09/2008
9.09452.07
Shqib